



## **MONTHLY SUMMARY REPORT**

**State Board of Administration of Florida**

**January 31 2025**

## **CONTENTS**

<b>3</b>	<b>INTRODUCTION</b>
<b>3</b>	<b>DISCLOSURE OF MATERIAL IMPACTS</b>
<b>3</b>	<b>FACTS-AT-A-GLANCE</b>
<b>4</b>	<b>PORFOLIO MANAGER COMMENTARY</b>
<b>5</b>	<b>PORTFOLIO COMPOSITION</b>
<b>6</b>	<b>FUND PERFORMANCE</b>
<b>7</b>	<b>PRIME ACCOUNT SUMMARY</b>
<b>8</b>	<b>INVENTORY OF HOLDINGS</b>
<b>14</b>	<b>PARTICIPANT CONCENTRATION</b>
<b>15</b>	<b>COMPLIANCE</b>
<b>16</b>	<b>TRADE ACTIVITY</b>

## **Past performance is no guarantee of future results.**

Views are as of the issue date and are subject to change based on market conditions and other factors. These views should not be construed as a recommendation for any specific security.

An investment in Florida PRIME is neither insured nor guaranteed by the Federal Deposit Insurance Corporation or any other government agency.

Although money market funds seek to preserve the value of your investment at \$1.00 per share, it is possible to lose money by investing in this fund.

## INTRODUCTION

This report is prepared for stakeholders in Florida PRIME in accordance with Section 218.409(6)(a), Florida Statutes. The statute requires:

- (1) Reporting of any material impacts on the funds and any actions or escalations taken by staff to address such impacts;
- (2) Presentation of a management summary that provides an analysis of the status of the current investment portfolio and the individual transactions executed over the last month; and
- (3) Preparation of the management summary “in a manner that will allow anyone to ascertain whether the investment activities during the reporting period have conformed to investment policies.”

This report, which covers the period from January 31, 2025, through January 31, 2025, has been prepared by the SBA with input from Federated Hermes (“Federated”), investment advisor for Florida PRIME in a format intended to comply with the statute.

## DISCLOSURE OF MATERIAL IMPACTS

During the reporting period, Florida PRIME was in material compliance with investment policy. There were no developments that had a material impact on the liquidity or operation of Florida PRIME. Details are available in the PRIME policy compliance table. This report also includes details on market conditions; fees; fund holdings, transactions and performance; and client composition.

### PRIME™ STATISTICS

(As of January 31, 2025)

Total Participants

**819**

Florida PRIME™

Total Participant Balance

**\$34,211,322,836**

Total Number of Accounts

**1,512**

**FACTS-AT-A-GLANCE** PRIME is an exclusive service for Florida governmental organizations, providing a cost-effective investment vehicle for their surplus funds. Florida PRIME, the Local Government Surplus Funds Trust Fund, is utilized by hundreds of governmental investors including state agencies, state universities and colleges, counties, cities, special districts, school boards, and other direct support organizations of the State of Florida.

Florida PRIME is a government investment pool that offers management by an industry leader in professional money management, conservative investment policies, an extensive governance framework, a Standard & Poor’s “AAAm” rating, full transparency, and best-in-class financial reporting.

## PORTFOLIO MANAGER COMMENTARY

---

We want inflation to fall while the economy and labor market remain strong. Everyone deserves this, and it's the reason the Federal Reserve decided last week to pause its rate-cutting cycle, leaving the fed funds target range at 4.25-4.50%. But investors in liquidity products have benefited from the elevated interest rates and should continue to if the pace of easing slows. The yields of most securities that funds and other vehicles hold are based on the market, rather than administered, meaning they tend to track the Fed moves. There's no better way to see this than looking at the recent asset flows into industry liquidity products since the Fed's December rate cut and year-end 2024.

In the Federal Open Market Committee meeting last week, Chair Jerome Powell said that the risks to the outcome he is hoping for are balanced between employment and inflation. With the release of the December Personal Consumption Expenditures Index

(PCE), the latter might have added more weight on the scale. The PCE growth rate rose both monthly from November and year-over-year: from 0.1% to 0.3% and from 2.5% to 2.6%, respectively. The "core" PCE version, which strips out volatile energy and food prices, also had a higher rate from November but not for the annualized number: 0.1% to 0.2% and 2.8%, respectively.

The uptick fits the trend of inflation's reacceleration in recent months and is concerning to the Fed. Enough so that they held the target fed funds rate at 4.25-4.5% at the meeting, keeping monetary policy restrictive. Powell and company would love to push inflation to, or close to, their long-held PCE target of 2% without slowing the US economy. But a slowdown might be inevitable if they feel they must hold rates higher-for-longer to achieve that goal. If some of the tariffs that President

Trump is considering prove inflationary—and that is not a guarantee—we might see rates elevated for much longer than the markets previously envisioned. We think the Fed will still cut rates as much as a half-percentage point this year, but even that should keep liquidity products in a good place as higher rates typically meant higher yields.

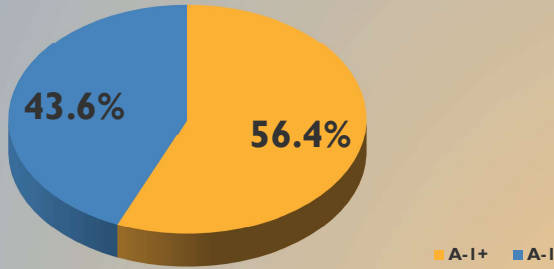
In his press conference following the Fed meeting last week, Powell tried to appear nonchalant about President Trump's recent remark that he would "demand" rate cuts. But it sure seemed Powell was boiling on the inside. He curtly told reporters he would not discuss Trump's comments in response to the very first question he fielded and was brusque when asked again. When reporters broadened the issue by asking how the Fed is preparing for potential tariffs, he tellingly responded by saying it's not the Fed's job to "criticize" administration policy. But when he made the point again, he added "or to praise." That didn't placate Trump, who lashed out at the decision to keep rates steady in a social post. It's going to be fun watching this clash of the titans over the remainder of Powell's term.

The inflow season from tax receipts continued in January, with Pool assets under management increasing by \$1.6 billion to reach an all-time high of \$34.2 billion. The gross yield of the portfolio declined by 6 basis points due to the Fed's rate cuts in December, ending at 4.60%. Its Weighted Average Maturity (WAM) moved longer by 5 days to 52 days, but its Weighted Average Life (WAL) was extended by 11 days to reach 67 days.


The Pool's manager found value across the liquidity yield curve from the front end to one-year securities, largely in both fixed- and floating-rate commercial and bank paper. At the end of the month, yields on 1-, 3-, 6- and 12-month U.S. Treasuries were 4.31%, 4.29%, 4.31% and 4.16%, respectively.

# PORTFOLIO COMPOSITION FOR JANUARY 31 2025

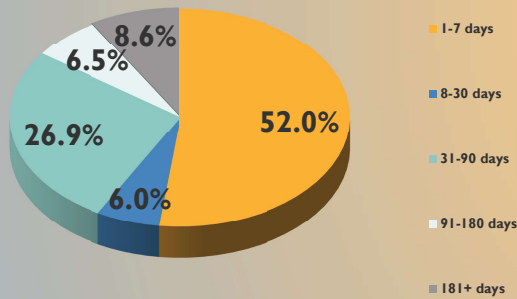
## CREDIT QUALITY COMPOSITION



## HIGHLY LIQUID HOLDINGS-11/26



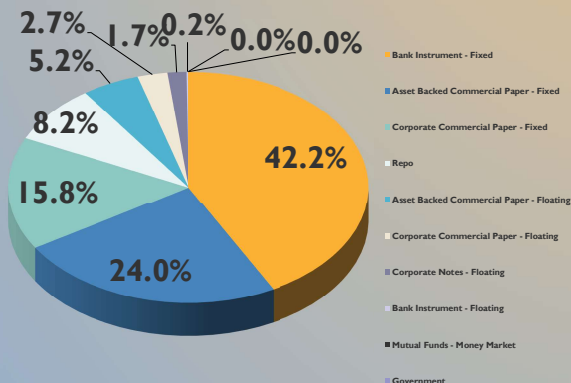
## EFFECTIVE MATURITY SCHEDULE



## TOP HOLDINGS & AVG. MATURITY

1. Australia & New Zealand Banking Group Ltd.	5.0%
2. DNB Bank ASA	5.0%
3. Mitsubishi UFJ Financial Group, Inc.	5.0%
4. Nordea Bank Abp	5.0%
5. Cooperatieve Rabobank UA	5.0%
6. Mizuho Financial Group, Inc.	4.9%
7. ABN Amro Bank NV	4.9%
8. Sumitomo Mitsui Trust Holdings, Inc.	4.5%
9. Toronto Dominion Bank	4.4%
10. Credit Agricole Group	4.0%

## PORTFOLIO COMPOSITION



### SEC Weighted Average Maturity (WAM)

52 Days

### Weighted Average Life (Spread WAL)

67 Days

Percentages based on total value of investments

## FUND PERFORMANCE THROUGH JANUARY 2025

Florida PRIME Performance Data			
	Annualized Net Participant Yield <sup>1</sup>	Net-of-Fee Benchmark <sup>2</sup>	Above (Below) Benchmark
One Month	4.68%	4.33%	0.35%
Three Months	4.82%	4.55%	0.27%
One Year	5.38%	5.09%	0.29%
Three Years	4.33%	3.98%	0.35%
Five Years	2.73%	2.47%	0.26%
Ten Years	2.05%	1.79%	0.26%
Since 1/96	2.60%	2.37%	0.23%

Note: Net asset value at month end: \$34.213.6 million, which includes investments at market value, plus all cash, accrued interest receivable and payables.

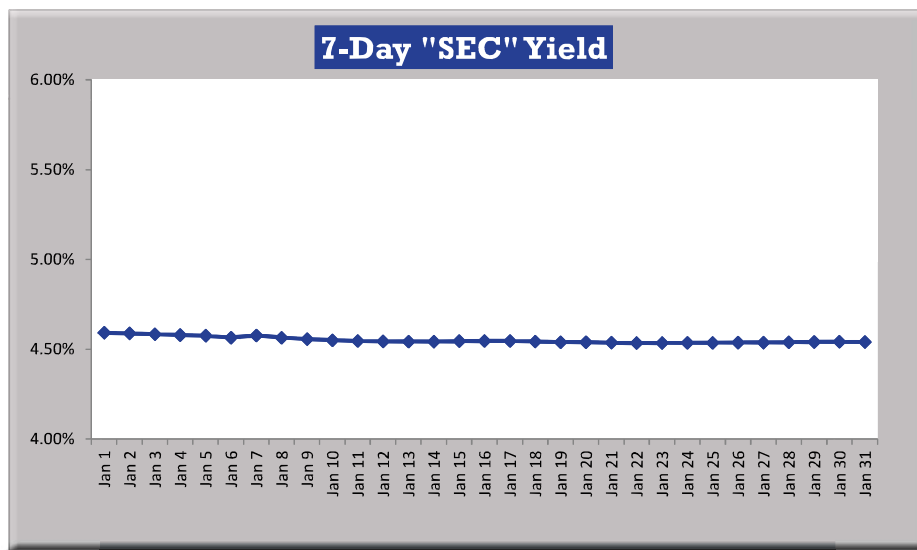
<sup>1</sup>Net of fees. Participant yield is calculated on a 365-day basis and includes adjustments for expenses and other accounting items to reflect realized earnings by participants.

<sup>2</sup>The net-of-fee benchmark is the S&P AAA/AA Rated GIP All 30-Day Net Index for all time periods.

### ABOUT ANNUALIZED YIELDS:

Performance data in the table and chart is annualized, meaning that the amounts are based on yields for the periods indicated, converted to their equivalent if obtained for a 12-month period.

For example, ignoring the effects of compounding, an investment that earns 0.10% over a 1-month period yields 1.20% on an annualized basis. Likewise, an investment that earns a total of 3.60% over three years yields 1.20% on an annualized basis, ignoring compounding.



The 7-Day "SEC" Yield in the chart is calculated in accordance with the yield methodology set forth by SEC Rule 2a-7 for money market funds. The 7-day yield = net income earned over a 7-day period / average units outstanding over the period / 7 times 365. Note that unlike other performance measures, the SEC yield does not include realized gains and losses from sales of securities.

## PRIME ACCOUNT SUMMARY FOR JANUARY 2025

Summary of Cash Flows		
Opening Balance (01/01/25)	\$	32,619,225,628
Participant Deposits		4,488,474,097
Gross Earnings		130,478,868
Participant Withdrawals		(3,025,904,762)
Fees		(950,995)
Closing Balance (01/31/25)	\$	34,211,322,836
<b>Net Change over Month</b>	<b>\$</b>	<b>1,592,097,208</b>

Detailed Fee Disclosure			
January		Amount	Basis Point Equivalent*
SBA Client Service, Account Mgt. & Fiduciary Oversight Fee	\$	283,506.45	1.02
Federated Investment Management Fee		602,151.95	2.16
BNY Mellon Custodial Fee**		39,329.85	0.14
Bank of America Transfer Agent Fee		15,829.30	0.06
S&P Rating Maintenance Fee		4,246.58	0.02
Audit/External Review Fees		5,930.77	0.02
<b>Total Fees</b>	<b>\$</b>	<b>950,994.90</b>	<b>3.42</b>

\*The basis point equivalent is an annualized rate based on the dollar amount of fees charged for the month times 12, divided by an average of the fund's beginning and ending total value (amortized cost) for the month which was \$33,415,274,232.

\*\*All custodian banking fees are allocated based on both market value (size) and level of service accurately passing through all charges to pool participants. Charges may fluctuate month-to-month.

The data included in this report is unaudited.

## INVENTORY OF HOLDINGS FOR JANUARY 2025

Security Name	Security Classification	Cpn	Maturity	Rate Reset	Par	Current Yield	Amort Cost (2)	Mkt Value (1)	Unrealized Gain/Loss
1320 W Jefferson LLC, Sep 01, 2060	VARIABLE RATE DEMAND NOTE	4.40	9/1/2060	2/6/2025	5,500,000	4.46	\$5,500,000	\$5,500,000	\$0
ABN Amro Bank NV, Amsterdam TD	TIME DEPOSIT	4.33	2/3/2025		1,675,000,000	4.39	\$1,675,000,000	\$1,675,000,000	\$0
AJC Capital, LLC, Jan 01, 2042	VARIABLE RATE DEMAND NOTE	4.40	1/1/2042	2/6/2025	5,530,000	4.40	\$5,530,000	\$5,530,000	\$0
Albion Capital LLC CPABS4-2	COMMERCIAL PAPER - ABS- 4(2)		2/20/2025		34,617,000	4.48	\$34,532,381	\$34,532,147	-\$234
Albion Capital LLC CPABS4-2	COMMERCIAL PAPER - ABS- 4(2)		2/24/2025		18,852,000	4.48	\$18,796,701	\$18,796,525	-\$176
Albion Capital LLC CPABS4-2	COMMERCIAL PAPER - ABS- 4(2)		2/28/2025		108,165,000	4.79	\$107,773,803	\$107,793,882	\$20,078
Albion Capital LLC CPABS4-2	COMMERCIAL PAPER - ABS- 4(2)		3/27/2025		60,000,000	4.52	\$59,593,917	\$59,594,986	\$1,070
Anglesea Funding LLC CPABS4-2	COMMERCIAL PAPER - ABS- 4(2)		2/5/2025		104,000,000	4.41	\$103,937,311	\$103,937,105	-\$206
Anglesea Funding LLC CPABS4-2	COMMERCIAL PAPER - ABS- 4(2)		2/7/2025		70,000,000	4.40	\$69,940,928	\$69,940,655	-\$272
Anglesea Funding LLC CPABS4-2	COMMERCIAL PAPER - ABS- 4(2)		2/18/2025		100,000,000	5.09	\$99,756,000	\$99,781,800	\$25,800
Anglesea Funding LLC CPABS4-2	COMMERCIAL PAPER - ABS- 4(2)		2/19/2025		65,000,000	4.76	\$64,841,165	\$64,850,279	\$9,114
Anglesea Funding LLC CPABS4-2	COMMERCIAL PAPER - ABS- 4(2)		2/21/2025		85,000,000	4.77	\$84,769,933	\$84,783,569	\$13,635
Anglesea Funding LLC CPABS4-2	COMMERCIAL PAPER - ABS- 4(2)		3/7/2025		100,000,000	4.45	\$99,575,139	\$99,575,074	-\$65
Anglesea Funding LLC CPABS4-2	COMMERCIAL PAPER - ABS- 4(2)		3/10/2025		100,000,000	4.67	\$99,520,778	\$99,538,546	\$17,768
Anglesea Funding LLC CPABS4-2	COMMERCIAL PAPER - ABS- 4(2)		3/14/2025		100,000,000	4.50	\$99,486,667	\$99,489,817	\$3,150
Anglesea Funding LLC CPABS4-2	COMMERCIAL PAPER - ABS- 4(2)		7/3/2025		50,000,000	4.58	\$49,060,750	\$49,069,888	\$9,137
Anglesea Funding LLC, Jul 08, 2025	COMMERCIAL PAPER ASSET BACKED CALLABLE	4.58	7/8/2025	2/3/2025	141,000,000	4.64	\$141,000,000	\$141,000,000	\$0
Archer I LLC, Jun 01, 2060	VARIABLE RATE DEMAND NOTE	4.40	6/1/2060	2/6/2025	18,000,000	4.46	\$18,000,000	\$18,000,000	\$0
Ascension Health Alliance Senior Credit Group CP	COMMERCIAL PAPER		2/26/2025		10,000,000	4.48	\$9,968,222	\$9,967,407	-\$815
Atlantic Asset Securitization LLC CPABS4-2	COMMERCIAL PAPER - ABS- 4(2)		3/11/2025		100,000,000	4.67	\$99,508,167	\$99,485,150	-\$23,017
Atlantic Asset Securitization LLC CPABS4-2	COMMERCIAL PAPER - ABS- 4(2)		3/11/2025		100,000,000	4.67	\$99,508,167	\$99,447,000	-\$61,167
Atlantic Asset Securitization LLC CPABS4-2	COMMERCIAL PAPER - ABS- 4(2)		3/14/2025		100,000,000	4.67	\$99,470,333	\$99,523,117	\$52,784
Atlantic Asset Securitization LLC CPABS4-2	COMMERCIAL PAPER - ABS- 4(2)		3/17/2025		100,000,000	4.67	\$99,432,500	\$99,523,117	\$90,617
Atlantic Asset Securitization LLC CPABS4-2	COMMERCIAL PAPER - ABS- 4(2)		3/19/2025		50,000,000	4.66	\$49,704,292	\$49,711,159	\$6,867
Atlantic Asset Securitization LLC CPABS4-2	COMMERCIAL PAPER - ABS- 4(2)		3/19/2025		50,000,000	4.66	\$49,704,292	\$49,711,159	\$6,867
Australia & New Zealand Banking Group, Melbourne TD	TIME DEPOSIT	4.33	2/5/2025		1,700,000,000	4.39	\$1,700,000,000	\$1,700,000,000	\$0
BPCE SA CP4-2	COMMERCIAL PAPER - 4-2		3/3/2025		100,000,000	4.74	\$99,603,889	\$99,626,163	\$22,274
BPCE SA CP4-2	COMMERCIAL PAPER - 4-2		3/13/2025		250,000,000	4.75	\$248,687,431	\$248,760,130	\$72,699
BPCE SA CP4-2	COMMERCIAL PAPER - 4-2		3/20/2025		300,000,000	4.64	\$298,196,000	\$298,254,399	\$58,399
BVVF Forge TL Properties Owner LLC, May 01, 2059	VARIABLE RATE DEMAND NOTE	4.40	5/1/2059	2/6/2025	28,500,000	4.40	\$28,500,000	\$28,500,000	\$0
Bank of America N.A. CD	CERTIFICATE OF DEPOSIT	5.22	2/5/2025		95,000,000	5.24	\$95,000,000	\$95,007,409	\$7,409
Bank of America N.A. CD	CERTIFICATE OF DEPOSIT	5.20	2/10/2025		50,000,000	5.22	\$50,000,000	\$50,007,504	\$7,504
Bank of America N.A. CD	CERTIFICATE OF DEPOSIT	5.48	5/9/2025		42,000,000	5.50	\$42,000,000	\$42,099,847	\$99,847
Bank of America N.A. CD	CERTIFICATE OF DEPOSIT	5.53	5/28/2025		95,000,000	5.55	\$95,000,000	\$95,291,995	\$291,995
Bank of America N.A. CD	CERTIFICATE OF DEPOSIT	4.50	1/2/2026		263,000,000	4.51	\$263,000,000	\$263,031,731	\$31,731
Bank of America N.A. CD	CERTIFICATE OF DEPOSIT	4.52	1/7/2026		265,000,000	4.53	\$265,000,000	\$265,082,033	\$82,033
Bank of America N.A. Triparty Repo Overnight Fixed	REPO TRIPARTY OVERNIGHT FIXED	4.35	2/3/2025		2,231,000,000	4.41	\$2,231,000,000	\$2,231,000,000	\$0
Bank of America N.A., Jul 31, 2025	VARIABLE RATE CERTIFICATE OF DEPOSIT	4.70	7/31/2025	2/3/2025	100,000,000	4.77	\$100,000,000	\$100,063,931	\$63,931
Bank of Montreal CDYAN	CERTIFICATE OF DEPOSIT - YANKEE	5.50	6/10/2025		100,000,000	5.52	\$100,000,000	\$100,321,554	\$321,554
Bank of Montreal CP4-2	COMMERCIAL PAPER - 4-2		5/2/2025		105,000,000	5.56	\$103,606,563	\$103,842,872	\$236,309
Bank of Montreal CP4-2	COMMERCIAL PAPER - 4-2		5/8/2025		25,000,000	5.52	\$24,649,049	\$24,706,463	\$57,414
Bank of Montreal CP4-2	COMMERCIAL PAPER - 4-2		6/24/2025		150,000,000	5.45	\$146,910,000	\$147,394,800	\$484,800
Bank of Montreal, Mar 07, 2025	VARIABLE RATE COMMERCIAL PAPER - 4-2	4.66	3/7/2025	2/3/2025	100,000,000	4.72	\$100,000,000	\$100,013,301	\$13,301
Bank of Montreal, Mar 12, 2025	VARIABLE RATE COMMERCIAL PAPER - 4-2	4.66	3/12/2025	2/3/2025	200,000,000	4.72	\$200,000,000	\$200,031,066	\$31,066
Bank of Nova Scotia, Toronto CP4-2	COMMERCIAL PAPER - 4-2		12/3/2025		100,000,000	4.57	\$96,302,500	\$96,338,030	\$35,530

See notes at end of table.



# INVENTORY OF HOLDINGS FOR JANUARY 2025

Security Name	Security Classification	Cpn	Maturity	Rate Reset	Par	Current Yield	Amort Cost (2)	Mkt Value (1)	Unrealized Gain/Loss
Barton Capital S.A. CPABS4-2	COMMERCIAL PAPER - ABS- 4(2)		2/4/2025		34,000,000	4.40	\$33,983,604	\$33,983,561	-\$43
Barton Capital S.A. CPABS4-2	COMMERCIAL PAPER - ABS- 4(2)		2/14/2025		50,000,000	4.63	\$49,912,111	\$49,915,171	\$3,060
Barton Capital S.A. CPABS4-2	COMMERCIAL PAPER - ABS- 4(2)		3/7/2025		35,000,000	4.47	\$34,850,958	\$34,850,368	-\$590
Bedford Row Funding Corp., Oct 09, 2025	VARIABLE RATE COMMERCIAL PAPER-ABS-4(2)	4.63	10/9/2025	2/3/2025	100,000,000	4.69	\$100,000,000	\$100,000,000	\$0
Bennington Stark Capital Co., LLC CPABS4-2	COMMERCIAL PAPER - ABS- 4(2)		2/7/2025		170,000,000	4.41	\$169,856,208	\$169,856,539	\$330
Bennington Stark Capital Co., LLC CPABS4-2	COMMERCIAL PAPER - ABS- 4(2)		2/20/2025		95,000,000	4.46	\$94,768,833	\$94,768,587	-\$247
BofA Securities, Inc. CP4-2	COMMERCIAL PAPER - 4-2		4/2/2025		100,000,000	4.58	\$99,254,444	\$99,252,694	-\$1,750
BofA Securities, Inc. CP4-2	COMMERCIAL PAPER - 4-2		4/4/2025		15,000,000	4.66	\$14,882,400	\$14,884,211	\$1,811
Canadian Imperial Bank of Commerce CDYAN	CERTIFICATE OF DEPOSIT - YANKEE	4.17	10/11/2025		256,000,000	4.20	\$256,000,000	\$255,458,726	-\$541,274
Canadian Imperial Bank of Commerce CDYAN	CERTIFICATE OF DEPOSIT - YANKEE	4.46	10/8/2025		150,000,000	4.48	\$150,000,000	\$149,966,535	-\$33,465
Canadian Imperial Bank of Commerce CDYAN	CERTIFICATE OF DEPOSIT - YANKEE	4.57	12/4/2025		200,000,000	4.59	\$200,000,000	\$200,163,832	\$163,832
Canadian Imperial Bank of Commerce CDYAN	CERTIFICATE OF DEPOSIT - YANKEE	5.53	4/10/2025		150,000,000	5.55	\$150,000,000	\$150,269,493	\$269,493
Canadian Imperial Bank of Commerce CDYAN	CERTIFICATE OF DEPOSIT - YANKEE	5.55	4/17/2025		15,000,000	5.57	\$15,000,000	\$15,030,258	\$30,258
Canadian Imperial Bank of Commerce CDYAN	CERTIFICATE OF DEPOSIT - YANKEE	5.50	5/23/2025		100,000,000	5.52	\$100,000,000	\$100,280,509	\$280,509
Canadian Imperial Bank of Commerce CP4-2	COMMERCIAL PAPER - 4-2		2/4/2025		50,000,000	5.20	\$49,972,667	\$49,975,957	\$3,290
Canadian Imperial Bank of Commerce CP4-2	COMMERCIAL PAPER - 4-2		5/22/2025		200,000,000	5.52	\$196,787,475	\$197,320,336	\$532,861
Canadian Imperial Bank of Commerce CP4-2	COMMERCIAL PAPER - 4-2		11/12/2025		100,000,000	4.65	\$96,499,250	\$96,617,208	\$117,958
Chariot Funding LLC, Jun 04, 2025	COMMERCIAL PAPER ASSET BACKED CALLABLE	4.65	6/4/2025	2/3/2025	135,000,000	4.71	\$135,000,000	\$135,026,361	\$26,361
Chariot Funding LLC, Jun 09, 2025	COMMERCIAL PAPER ASSET BACKED CALLABLE		6/9/2025		75,000,000	4.73	\$73,777,187	\$73,274,792	-\$502,396
Chariot Funding LLC, Jun 16, 2025	COMMERCIAL PAPER ASSET BACKED CALLABLE		6/16/2025		146,000,000	4.73	\$143,490,422	\$142,641,591	-\$848,831
Chariot Funding LLC, Jun 17, 2025	COMMERCIAL PAPER ASSET BACKED CALLABLE	4.65	6/17/2025	2/3/2025	83,000,000	4.71	\$83,000,000	\$83,014,699	\$14,699
Chesham Finance LLC Series III CPABS4-2	COMMERCIAL PAPER - ABS- 4(2)		2/4/2025		150,000,000	4.40	\$149,927,667	\$149,927,477	-\$190
Chesham Finance LLC Series IV CPABS4-2	COMMERCIAL PAPER - ABS- 4(2)		2/4/2025		234,000,000	4.40	\$233,887,160	\$233,886,863	-\$297
Citigroup Global Markets, Inc. CP4-2	COMMERCIAL PAPER - 4-2		8/18/2025		75,000,000	4.68	\$73,146,813	\$73,184,125	\$37,312
City Furniture, Inc., Aug 01, 2044	VARIABLE RATE DEMAND NOTE	4.37	8/1/2044	2/6/2025	76,200,000	4.37	\$76,200,000	\$76,200,000	\$0
Collateralized Commercial Paper FLEX Co., LLC, Oct 27, 2025	COMMERCIAL PAPER ASSET BACKED CALLABLE	4.66	10/27/2025	2/3/2025	230,000,000	4.72	\$230,000,000	\$230,000,000	\$0
Collateralized Commercial Paper V Co. LLC, Oct 06, 2025	COMMERCIAL PAPER ASSET BACKED CALLABLE	4.71	10/6/2025	2/3/2025	140,000,000	4.78	\$140,000,000	\$140,000,000	\$0
Cooperatieve Rabobank UA TD	TIME DEPOSIT	4.33	2/4/2025		990,000,000	4.39	\$990,000,000	\$990,000,000	\$0
Cooperatieve Rabobank UA TD	TIME DEPOSIT	4.33	2/5/2025		700,000,000	4.39	\$700,000,000	\$700,000,000	\$0
Credit Agricole Corporate and Investment Bank CDYAN	CERTIFICATE OF DEPOSIT - YANKEE	4.56	3/20/2025		180,000,000	4.64	\$180,000,000	\$180,049,520	\$49,520
Credit Agricole Corporate and Investment Bank CP	COMMERCIAL PAPER		2/3/2025		150,000,000	4.39	\$149,945,875	\$149,946,003	\$128
DNB Bank ASA CP4-2	COMMERCIAL PAPER - 4-2		4/10/2025		25,000,000	4.75	\$24,781,260	\$24,794,524	\$13,263
DNB Bank ASA TD	TIME DEPOSIT	4.33	2/3/2025		1,675,000,000	4.39	\$1,675,000,000	\$1,675,000,000	\$0
Dino P. Kanelos Irrevocable Trust, Sep 01, 2041	VARIABLE RATE DEMAND NOTE	4.40	9/1/2041	2/6/2025	4,515,000	4.40	\$4,515,000	\$4,515,000	\$0
Dreyfus Government Cash Management Fund	OVERNIGHT MUTUAL FUND	4.20	2/3/2025		3,639,983	4.26	\$3,639,983	\$3,639,983	\$0
EDMC Group, Inc., (Series 2024-2) , Dec 01, 2054	VARIABLE RATE DEMAND NOTE	4.37	12/1/2054	2/6/2025	29,100,000	4.43	\$29,100,000	\$29,100,000	\$0

See notes at end of table.

## INVENTORY OF HOLDINGS FOR JANUARY 2025

Security Name	Security Classification	Cpn	Maturity	Rate Reset	Par	Current Yield	Amort Cost (2)	Mkt Value (1)	Unrealized Gain/Loss
Enterprise Fleet Financing, LLC 2024-3, A1, 5.493%, 07/21/2025	ASSET BACKED NOTE	5.49	7/21/2025		4,474,047	5.49	\$4,474,047	\$4,481,976	\$7,928
Fairway Finance Co. LLC CPABS4-2	COMMERCIAL PAPER - ABS- 4(2)		3/28/2025		36,600,000	4.54	\$36,351,201	\$36,350,002	-\$1,199
Fairway Finance Co. LLC CPABS4-2	COMMERCIAL PAPER - ABS- 4(2)		5/11/2025		30,000,000	4.72	\$29,660,250	\$29,671,275	\$11,025
Falcon Asset Funding LLC CPABS4-2	COMMERCIAL PAPER - ABS- 4(2)		2/4/2025		68,000,000	4.84	\$67,964,489	\$67,967,123	\$2,634
Falcon Asset Funding LLC CPABS4-2	COMMERCIAL PAPER - ABS- 4(2)		3/6/2025		25,000,000	4.79	\$24,890,208	\$24,896,812	\$6,603
Falcon Asset Funding LLC CPABS4-2	COMMERCIAL PAPER - ABS- 4(2)		3/7/2025		203,000,000	4.79	\$202,082,271	\$202,137,400	\$55,129
Falcon Asset Funding LLC CPABS4-2	COMMERCIAL PAPER - ABS- 4(2)		3/19/2025		75,000,000	4.58	\$74,563,292	\$74,571,765	\$8,473
Falcon Asset Funding LLC CPABS4-2	COMMERCIAL PAPER - ABS- 4(2)		4/14/2025		60,000,000	4.51	\$59,464,667	\$59,468,686	\$4,019
Falcon Asset Funding LLC, Aug 28, 2025	COMMERCIAL PAPER ASSET BACKED CALLABLE	4.63	8/28/2025	2/3/2025	75,000,000	4.69	\$75,000,000	\$75,000,000	\$0
GTA Funding LLC CPABS4-2	COMMERCIAL PAPER - ABS- 4(2)		4/14/2025		120,000,000	4.52	\$118,926,900	\$118,933,884	\$6,984
Gotham Funding Corp. CPABS4-2	COMMERCIAL PAPER - ABS- 4(2)		3/7/2025		140,000,000	4.77	\$139,369,806	\$139,405,104	\$35,298
Gotham Funding Corp. CPABS4-2	COMMERCIAL PAPER - ABS- 4(2)		3/26/2025		75,000,000	4.57	\$74,499,375	\$74,507,520	\$8,145
Gotham Funding Corp. CPABS4-2	COMMERCIAL PAPER - ABS- 4(2)		4/8/2025		130,000,000	4.62	\$128,913,669	\$128,940,678	\$27,009
Great Bear Funding LLC CPABS4-2	COMMERCIAL PAPER - ABS- 4(2)		2/7/2025		82,000,000	4.46	\$81,930,163	\$81,931,279	\$1,116
HSBC Securities (USA), Inc. Repo Tri Party Overnight Fixed	REPO TRIPARTY OVERNIGHT FIXED	4.35	2/3/2025		100,000,000	4.41	\$100,000,000	\$100,000,000	\$0
HW Hellman Building, LP, Mar 01, 2062	VARIABLE RATE DEMAND NOTE	4.40	3/1/2062	2/6/2025	50,000,000	4.40	\$50,000,000	\$50,000,000	\$0
Jupiter Securitization Co. LLC, Jul 08, 2025	COMMERCIAL PAPER ASSET BACKED CALLABLE	4.67	7/8/2025	2/3/2025	75,000,000	4.73	\$75,000,000	\$75,013,378	\$13,378
Jupiter Securitization Co. LLC, Jun 04, 2025	COMMERCIAL PAPER ASSET BACKED CALLABLE	4.65	6/4/2025	2/3/2025	55,000,000	4.71	\$55,000,000	\$55,002,225	\$2,225
Jupiter Securitization Co. LLC, Jun 11, 2025	COMMERCIAL PAPER ASSET BACKED CALLABLE		6/11/2025		100,000,000	4.73	\$98,344,306	\$97,699,720	-\$644,586
Jupiter Securitization Company LLC CPABS4-2	COMMERCIAL PAPER - ABS- 4(2)		2/4/2025		140,000,000	4.84	\$139,926,889	\$139,932,311	\$5,423
Jupiter Securitization Company LLC CPABS4-2	COMMERCIAL PAPER - ABS- 4(2)		3/7/2025		74,000,000	4.79	\$73,665,458	\$73,685,555	\$20,096
LMA-Americas LLC CPABS4-2	COMMERCIAL PAPER - ABS- 4(2)		2/4/2025		30,500,000	4.83	\$30,484,106	\$30,485,254	\$1,147
LMA-Americas LLC CPABS4-2	COMMERCIAL PAPER - ABS- 4(2)		2/11/2025		50,000,000	4.69	\$49,930,028	\$49,933,290	\$3,262
LMA-Americas LLC CPABS4-2	COMMERCIAL PAPER - ABS- 4(2)		3/5/2025		100,000,000	4.76	\$99,575,583	\$99,597,583	\$22,000
LMA-Americas LLC CPABS4-2	COMMERCIAL PAPER - ABS- 4(2)		3/6/2025		64,400,000	4.76	\$64,118,393	\$64,132,970	\$14,577
LMA-Americas LLC CPABS4-2	COMMERCIAL PAPER - ABS- 4(2)		3/7/2025		50,000,000	4.76	\$49,774,931	\$49,786,565	\$11,634
LMA-Americas LLC CPABS4-2	COMMERCIAL PAPER - ABS- 4(2)		3/13/2025		60,000,000	4.68	\$59,689,083	\$59,699,834	\$10,751
LMA-Americas LLC CPABS4-2	COMMERCIAL PAPER - ABS- 4(2)		3/14/2025		30,950,000	4.68	\$30,785,707	\$30,791,376	\$5,669
LMA-Americas LLC CPABS4-2	COMMERCIAL PAPER - ABS- 4(2)		3/21/2025		50,000,000	4.68	\$49,690,347	\$49,701,218	\$10,871
LMA-Americas LLC CPABS4-2	COMMERCIAL PAPER - ABS- 4(2)		4/4/2025		51,100,000	4.51	\$50,711,329	\$50,708,381	-\$2,947
LMA-Americas LLC CPABS4-2	COMMERCIAL PAPER - ABS- 4(2)		4/8/2025		33,000,000	4.52	\$32,729,153	\$32,731,095	\$1,943
LMA-Americas LLC CPABS4-2	COMMERCIAL PAPER - ABS- 4(2)		4/8/2025		45,000,000	4.52	\$44,630,663	\$44,633,312	\$2,649
LMA-Americas LLC CPABS4-2	COMMERCIAL PAPER - ABS- 4(2)		4/9/2025		25,000,000	4.52	\$24,791,750	\$24,793,255	\$1,505
LMA-Americas LLC CPABS4-2	COMMERCIAL PAPER - ABS- 4(2)		4/10/2025		51,150,000	4.52	\$50,717,655	\$50,720,802	\$3,147
LMA-Americas LLC CPABS4-2	COMMERCIAL PAPER - ABS- 4(2)		4/11/2025		51,100,000	4.53	\$50,660,824	\$50,665,030	\$4,206
LMA-Americas LLC CPABS4-2	COMMERCIAL PAPER - ABS- 4(2)		4/14/2025		50,000,000	4.51	\$49,560,000	\$49,556,224	-\$3,776
LMA-Americas LLC CPABS4-2	COMMERCIAL PAPER - ABS- 4(2)		4/22/2025		30,350,000	4.53	\$30,048,852	\$30,051,236	\$2,383
La Fayette Asset Securitization LLC CPABS4-2	COMMERCIAL PAPER - ABS- 4(2)		2/3/2025		65,000,000	4.39	\$64,976,546	\$64,976,445	-\$101
La Fayette Asset Securitization LLC CPABS4-2	COMMERCIAL PAPER - ABS- 4(2)		3/14/2025		50,000,000	4.67	\$49,735,167	\$49,744,909	\$9,742
La Fayette Asset Securitization LLC CPABS4-2	COMMERCIAL PAPER - ABS- 4(2)		3/18/2025		50,000,000	4.67	\$49,709,944	\$49,720,525	\$10,580
La Fayette Asset Securitization LLC CPABS4-2	COMMERCIAL PAPER - ABS- 4(2)		3/18/2025		25,000,000	4.67	\$24,854,972	\$24,860,262	\$5,290
La Fayette Asset Securitization LLC CPABS4-2	COMMERCIAL PAPER - ABS- 4(2)		4/15/2025		50,000,000	4.52	\$49,546,750	\$49,550,169	\$3,419
La Fayette Asset Securitization LLC CPABS4-2	COMMERCIAL PAPER - ABS- 4(2)		4/21/2025		30,000,000	4.53	\$29,706,000	\$29,708,311	\$2,311
Longship Funding LLC CPABS4-2	COMMERCIAL PAPER - ABS- 4(2)		2/3/2025		50,000,000	4.39	\$49,981,958	\$49,981,899	-\$59
Longship Funding LLC CPABS4-2	COMMERCIAL PAPER - ABS- 4(2)		2/10/2025		100,000,000	4.81	\$99,870,278	\$99,879,135	\$8,857
Longship Funding LLC CPABS4-2	COMMERCIAL PAPER - ABS- 4(2)		2/14/2025		200,000,000	4.79	\$199,638,333	\$199,661,462	\$23,129

See notes at end of table.

## INVENTORY OF HOLDINGS FOR JANUARY 2025

Security Name	Security Classification	Cpn	Maturity	Rate Reset	Par	Current Yield	Amort Cost (2)	Mkt Value (1)	Unrealized Gain/Loss
Longship Funding LLC CPABS4-2	COMMERCIAL PAPER - ABS- 4(2)		3/6/2025		83,000,000	4.58	\$82,649,602	\$82,658,120	\$8,518
Longship Funding LLC CPABS4-2	COMMERCIAL PAPER - ABS- 4(2)		3/7/2025		100,000,000	4.46	\$99,575,139	\$99,575,949	\$810
Longship Funding LLC CPABS4-2	COMMERCIAL PAPER - ABS- 4(2)		3/20/2025		150,000,000	4.45	\$149,128,000	\$149,126,801	-\$1,200
Longship Funding LLC CPABS4-2	COMMERCIAL PAPER - ABS- 4(2)		3/20/2025		30,000,000	4.46	\$29,825,200	\$29,825,360	\$160
MUFG Bank Ltd. CDYAN	CERTIFICATE OF DEPOSIT - YANKEE	4.32	2/4/2025		100,000,000	4.38	\$100,000,000	\$99,999,713	-\$287
MUFG Bank Ltd. CP	COMMERCIAL PAPER		5/1/2025		250,000,000	4.49	\$247,262,500	\$247,242,500	-\$20,000
Matchpoint Finance plc CPABS4-2	COMMERCIAL PAPER - ABS- 4(2)		2/3/2025		35,000,000	4.47	\$34,987,196	\$34,987,317	\$121
Matchpoint Finance plc CPABS4-2	COMMERCIAL PAPER - ABS- 4(2)		2/13/2025		100,000,000	4.44	\$99,842,556	\$99,842,474	-\$82
Matchpoint Finance plc CPABS4-2	COMMERCIAL PAPER - ABS- 4(2)		4/7/2025		50,000,000	4.54	\$49,593,917	\$49,597,529	\$3,612
Mizuho Bank Ltd. CP4-2	COMMERCIAL PAPER - 4-2		4/10/2025		100,000,000	4.61	\$99,141,333	\$99,154,712	\$13,379
Mizuho Bank Ltd., Canada Branch TD	TIME DEPOSIT	4.34	2/3/2025		1,550,000,000	4.40	\$1,550,000,000	\$1,550,000,000	\$0
Mizuho Securities USA, Inc. - REPO TRIPARTY OVERNIGHT FIXED	REPO TRIPARTY OVERNIGHT FIXED	4.35	2/3/2025		500,000,000	4.41	\$500,000,000	\$500,000,000	\$0
NRW.Bank CP4-2	COMMERCIAL PAPER - 4-2		4/25/2025		200,000,000	4.43	\$198,014,333	\$198,007,334	-\$6,999
National Australia Bank Ltd., Melbourne CP4-2	COMMERCIAL PAPER - 4-2		2/10/2025		50,000,000	5.16	\$49,932,083	\$49,939,788	\$7,705
National Bank of Canada, Montreal CP4-2	COMMERCIAL PAPER - 4-2		2/5/2025		65,000,000	5.19	\$64,955,674	\$64,960,936	\$5,262
National Bank of Canada, Montreal CP4-2	COMMERCIAL PAPER - 4-2		3/18/2025		150,000,000	5.41	\$149,020,583	\$149,167,145	\$146,561
National Bank of Canada, Montreal CP4-2	COMMERCIAL PAPER - 4-2		5/28/2025		90,000,000	5.56	\$88,464,325	\$88,724,700	\$260,325
National Bank of Canada, Montreal CP4-2	COMMERCIAL PAPER - 4-2		10/31/2025		50,000,000	4.57	\$48,350,625	\$48,377,281	\$26,655
National Bank of Canada, Montreal CP4-2	COMMERCIAL PAPER - 4-2		1/9/2026		175,000,000	4.51	\$167,830,347	\$167,876,175	\$45,828
National Bank of Canada, Montreal CP4-2	COMMERCIAL PAPER - 4-2		1/20/2026		62,000,000	4.51	\$59,375,385	\$59,395,957	\$20,572
National Bank of Canada, Montreal CP4-2	COMMERCIAL PAPER - 4-2		1/20/2026		180,000,000	4.51	\$172,380,150	\$172,439,874	\$59,724
National Bank of Canada, Montreal CP4-2	COMMERCIAL PAPER - 4-2		2/3/2025		90,000,000	5.19	\$89,963,175	\$89,967,568	\$4,393
National Bank of Canada, Montreal, Mar 13, 2025	VARIABLE RATE COMMERCIAL PAPER - 4-2	4.66	3/13/2025	2/3/2025	160,000,000	4.72	\$160,000,000	\$160,032,986	\$32,986
Nordea Bank Abp TD	TIME DEPOSIT	4.33	2/3/2025		980,000,000	4.39	\$980,000,000	\$980,000,000	\$0
Old Line Funding, LLC CPABS4-2	COMMERCIAL PAPER - ABS- 4(2)		9/25/2025		25,000,000	4.21	\$24,338,375	\$24,290,399	-\$47,976
Old Line Funding, LLC CPABS4-2	COMMERCIAL PAPER - ABS- 4(2)		10/20/2025		75,000,000	4.54	\$72,642,000	\$72,649,460	\$7,460
Old Line Funding, LLC CPABS4-2	COMMERCIAL PAPER - ABS- 4(2)		10/28/2025		50,000,000	4.53	\$48,383,750	\$48,385,625	\$1,875
Old Line Funding, LLC, Apr 21, 2025	COMMERCIAL PAPER ASSET BACKED CALLABLE	4.64	4/21/2025	2/3/2025	50,000,000	4.70	\$50,000,000	\$50,013,746	\$13,746
Old Line Funding, LLC, Apr 28, 2025	COMMERCIAL PAPER ASSET BACKED CALLABLE	4.64	4/28/2025	2/3/2025	100,000,000	4.70	\$100,000,000	\$100,022,624	\$22,624
Old Line Funding, LLC, May 01, 2025	COMMERCIAL PAPER ASSET BACKED CALLABLE	4.59	5/1/2025	2/3/2025	75,000,000	4.65	\$75,000,000	\$75,008,652	\$8,652
Old Line Funding, LLC, Oct 23, 2025	COMMERCIAL PAPER ASSET BACKED CALLABLE	4.62	10/23/2025	2/3/2025	100,000,000	4.68	\$100,000,000	\$100,000,000	\$0
Overbaugh Family (2016) Survivorship Trust, Apr 01, 2042	VARIABLE RATE DEMAND NOTE	4.40	4/1/2042	2/6/2025	7,015,000	4.40	\$7,015,000	\$7,015,000	\$0
Paradelle Funding LLC CPABS4-2	COMMERCIAL PAPER - ABS- 4(2)		2/21/2025		60,000,000	5.13	\$59,827,800	\$59,846,525	\$18,725
Paradelle Funding LLC CPABS4-2	COMMERCIAL PAPER - ABS- 4(2)		10/30/2025		20,000,000	4.56	\$19,344,178	\$19,344,873	\$695
Pennsylvania State Higher Education Assistance Agency, (Taxable Series A), 06/01/2054	MUNICIPAL VARIABLE RATE DEMAND NOTE	4.35	6/1/2054	2/6/2025	35,390,000	4.35	\$35,390,000	\$35,390,000	\$0
Podium Funding Trust CPABS3A3	COMMERCIAL PAPER - ABS 3A3		4/9/2025		100,000,000	4.51	\$99,168,889	\$99,171,659	\$2,770
Podium Funding Trust CPABS3A3	COMMERCIAL PAPER - ABS 3A3		6/3/2025		75,000,000	4.72	\$73,836,625	\$73,882,238	\$45,612
Podium Funding Trust CPABS3A3	COMMERCIAL PAPER - ABS 3A3		6/12/2025		27,000,000	4.66	\$26,556,480	\$26,567,568	\$11,088
Podium Funding Trust CPABS3A3	COMMERCIAL PAPER - ABS 3A3		8/29/2025		50,000,000	4.67	\$48,699,167	\$48,719,584	\$20,417
Podium Funding Trust, Oct 07, 2025	VARIABLE RATE COMMERCIAL PAPER-ABS 3A3	4.66	10/7/2025	2/3/2025	150,000,000	4.72	\$150,000,000	\$150,000,000	\$0
Ridgefield Funding Company, LLC Series A CPABS4-2	COMMERCIAL PAPER - ABS- 4(2)		3/17/2025		200,000,000	4.68	\$198,862,500	\$198,906,500	\$44,000
Ridgefield Funding Company, LLC Series A CPABS4-2	COMMERCIAL PAPER - ABS- 4(2)		3/21/2025		150,000,000	4.62	\$149,081,250	\$149,106,648	\$25,398
Royal Bank of Canada CP4-2	COMMERCIAL PAPER - 4-2		10/9/2025		150,000,000	4.54	\$145,482,000	\$145,548,585	\$66,585
Royal Bank of Canada CP4-2	COMMERCIAL PAPER - 4-2		11/6/2025		100,000,000	4.57	\$96,628,750	\$95,601,666	-\$1,027,084
Royal Bank of Canada CP4-2	COMMERCIAL PAPER - 4-2		12/1/2025		200,000,000	4.58	\$192,636,444	\$191,207,332	-\$1,429,112

See notes at end of table.

## INVENTORY OF HOLDINGS FOR JANUARY 2025

Security Name	Security Classification	Cpn	Maturity	Rate Reset	Par	Current Yield	Amort Cost (2)	Mkt Value (1)	Unrealized Gain/Loss
Royal Bank of Canada, Jul 09, 2025	VARIABLE RATE COMMERCIAL PAPER - 4-2	4.71	7/9/2025	2/3/2025	200,000,000	4.78	\$200,000,000	\$200,160,784	\$160,784
Scheel Investments, LLC, Sep 01, 2041	VARIABLE RATE DEMAND NOTE	4.40	9/1/2041	2/6/2025	6,720,000	4.40	\$6,720,000	\$6,720,000	\$0
Sheffield Receivables Company LLC CPABS4-2	COMMERCIAL PAPER - ABS- 4(2)		2/4/2025		60,000,000	4.80	\$59,968,933	\$59,970,991	\$2,057
Sheffield Receivables Company LLC CPABS4-2	COMMERCIAL PAPER - ABS- 4(2)		2/10/2025		100,000,000	4.81	\$99,870,556	\$99,878,753	\$8,197
Sheffield Receivables Company LLC CPABS4-2	COMMERCIAL PAPER - ABS- 4(2)		2/21/2025		50,000,000	4.83	\$49,863,792	\$49,872,396	\$8,604
Sheffield Receivables Company LLC CPABS4-2	COMMERCIAL PAPER - ABS- 4(2)		3/13/2025		200,000,000	4.68	\$198,963,611	\$199,001,726	\$38,115
Sheffield Receivables Company LLC CPABS4-2	COMMERCIAL PAPER - ABS- 4(2)		3/17/2025		260,000,000	4.68	\$258,521,250	\$258,575,200	\$53,950
Sheffield Receivables Company LLC CPABS4-2	COMMERCIAL PAPER - ABS- 4(2)		3/19/2025		100,000,000	4.68	\$99,405,972	\$99,427,714	\$21,742
Sheffield Receivables Company LLC CPABS4-2	COMMERCIAL PAPER - ABS- 4(2)		3/20/2025		50,000,000	4.66	\$49,698,000	\$49,707,787	\$9,787
State Street Bank and Trust Co. CD	CERTIFICATE OF DEPOSIT	4.46	5/16/2025		85,000,000	4.52	\$85,000,000	\$85,009,007	\$9,007
Sumitomo Mitsui Banking Corp. CDYAN	CERTIFICATE OF DEPOSIT - YANKEE	4.56	3/28/2025		350,000,000	4.64	\$350,000,000	\$350,041,031	\$41,031
Sumitomo Mitsui Trust Bank Ltd. CDYAN	CERTIFICATE OF DEPOSIT - YANKEE	4.45	4/17/2025		150,000,000	4.51	\$150,000,000	\$149,994,945	-\$5,055
Sumitomo Mitsui Trust Bank Ltd. CDYAN	CERTIFICATE OF DEPOSIT - YANKEE	4.45	4/30/2025		200,000,000	4.51	\$200,000,000	\$199,999,838	-\$162
Sumitomo Mitsui Trust Bank Ltd. CDYAN	CERTIFICATE OF DEPOSIT - YANKEE	4.73	2/3/2025		130,000,000	4.81	\$130,000,000	\$130,003,929	\$3,929
Sumitomo Mitsui Trust Bank Ltd. CP4-2	COMMERCIAL PAPER - 4-2		3/19/2025		50,000,000	4.65	\$49,705,597	\$49,713,270	\$7,672
Sumitomo Mitsui Trust Bank Ltd. CP4-2	COMMERCIAL PAPER - 4-2		3/21/2025		100,000,000	4.65	\$99,386,139	\$99,401,392	\$15,253
Sumitomo Mitsui Trust Bank Ltd. ECD(USD)	EURO CERTIFICATE OF DEPOSIT	0.00	4/8/2025		250,000,000	4.56	\$247,929,799	\$247,188,233	-\$741,566
Sumitomo Mitsui Trust Bank Ltd. ECD(USD)	EURO CERTIFICATE OF DEPOSIT	0.00	5/12/2025		100,000,000	4.52	\$98,764,186	\$98,759,014	-\$5,172
Sumitomo Mitsui Trust Bank Ltd. ECD(USD)	EURO CERTIFICATE OF DEPOSIT	4.47	4/14/2025		25,000,000	4.53	\$25,000,000	\$25,000,000	\$0
Sumitomo Mitsui Trust Bank Ltd. ECD(USD)	EURO CERTIFICATE OF DEPOSIT	4.66	3/11/2025		200,000,000	4.74	\$200,000,000	\$200,000,000	\$0
Sumitomo Mitsui Trust Bank Ltd. ECD(USD)	EURO CERTIFICATE OF DEPOSIT	4.66	3/17/2025		180,000,000	4.74	\$180,000,000	\$180,000,000	\$0
Sumitomo Mitsui Trust Bank Ltd. ECD(USD)	EURO CERTIFICATE OF DEPOSIT	4.71	2/25/2025		150,000,000	4.79	\$150,000,000	\$150,000,000	\$0
Svenska Handelsbanken, Stockholm CP4-2	COMMERCIAL PAPER - 4-2		4/2/2025		50,000,000	4.54	\$49,629,764	\$49,630,851	\$1,087
Taxable Tender Option Bond Trust 2021-MIZ9064TX, (Series 2021-MIZ-9064TX), 11/01/2056	MUNICIPAL VARIABLE RATE DEMAND NOTE	4.71	11/1/2056	2/6/2025	13,000,000	4.71	\$13,000,000	\$13,000,000	\$0
Taxable Tender Option Bond Trust 2022-MIZ9084TX, (Series 2022-MIZ-9084TX), 02/01/2027	MUNICIPAL VARIABLE RATE DEMAND NOTE	4.71	2/1/2027	2/6/2025	10,300,000	4.71	\$10,300,000	\$10,300,000	\$0
Taxable Tender Option Bond Trust 2022-MIZ9094TX, (Series 2022-MIZ-9094TX), 12/01/2059	MUNICIPAL VARIABLE RATE DEMAND NOTE	4.71	12/1/2059	2/6/2025	3,200,000	4.71	\$3,200,000	\$3,200,000	\$0
Texas State, Veterans Bonds (Taxable Series 2023A), 12/01/2054	MUNICIPAL VARIABLE RATE DEMAND NOTE	4.40	12/1/2054	2/5/2025	17,725,000	4.40	\$17,725,000	\$17,725,000	\$0
The Greathouse 2021 Children's Trust, Dec 01, 2046	VARIABLE RATE DEMAND NOTE	4.40	12/1/2046	2/6/2025	13,625,000	4.40	\$13,625,000	\$13,625,000	\$0
Thunder Bay Funding, LLC, Apr 14, 2025	COMMERCIAL PAPER ASSET BACKED CALLABLE	4.60	4/14/2025	2/3/2025	100,000,000	4.66	\$100,000,000	\$100,007,337	\$7,337
Thunder Bay Funding, LLC, Apr 17, 2025	COMMERCIAL PAPER ASSET BACKED CALLABLE	4.59	4/17/2025	2/3/2025	50,000,000	4.65	\$50,000,000	\$50,002,782	\$2,782
Thunder Bay Funding, LLC, Aug 21, 2025	COMMERCIAL PAPER ASSET BACKED CALLABLE	4.63	8/21/2025	2/3/2025	100,000,000	4.69	\$100,000,000	\$100,000,000	\$0
Toronto Dominion Bank CDYAN	CERTIFICATE OF DEPOSIT - YANKEE	5.15	2/12/2025		100,000,000	5.17	\$100,000,000	\$100,019,754	\$19,754

See notes at end of table.

# INVENTORY OF HOLDINGS FOR JANUARY 2025

Security Name	Security Classification	Cpn	Maturity	Rate Reset	Par	Current Yield	Amort Cost (2)	Mkt Value (1)	Unrealized Gain/Loss
Toronto Dominion Bank CDYAN	CERTIFICATE OF DEPOSIT - YANKEE	4.55	10/22/2025		10,000,000	4.57	\$10,000,000	\$10,003,787	\$3,787
Toronto Dominion Bank CDYAN	CERTIFICATE OF DEPOSIT - YANKEE	5.40	3/28/2025		95,000,000	5.42	\$95,000,000	\$95,108,845	\$108,845
Toronto Dominion Bank CDYAN	CERTIFICATE OF DEPOSIT - YANKEE	4.50	1/22/2026		195,000,000	4.51	\$195,000,000	\$195,067,938	\$67,938
Toronto Dominion Bank CDYAN	CERTIFICATE OF DEPOSIT - YANKEE	5.53	5/28/2025		15,000,000	5.55	\$15,000,000	\$15,043,353	\$43,353
Toronto Dominion Bank CP4-2	COMMERCIAL PAPER - 4-2		2/21/2025		150,000,000	5.32	\$149,559,875	\$149,619,551	\$59,675
Toronto Dominion Bank CP4-2	COMMERCIAL PAPER - 4-2		2/24/2025		25,000,000	5.08	\$24,918,833	\$24,927,383	\$8,550
Toronto Dominion Bank CP4-2	COMMERCIAL PAPER - 4-2		3/20/2025		50,000,000	4.64	\$49,702,667	\$49,706,587	\$3,920
Toronto Dominion Bank CP4-2	COMMERCIAL PAPER - 4-2		4/2/2025		100,000,000	5.44	\$99,129,056	\$99,251,598	\$122,542
Toronto Dominion Bank CP4-2	COMMERCIAL PAPER - 4-2		5/28/2025		40,000,000	5.55	\$39,318,800	\$39,429,976	\$111,176
Toronto Dominion Bank CP4-2	COMMERCIAL PAPER - 4-2		7/11/2025		125,000,000	5.44	\$122,302,448	\$122,719,550	\$417,102
Toronto Dominion Bank CP4-2	COMMERCIAL PAPER - 4-2		7/3/2025		200,000,000	5.44	\$195,631,000	\$196,303,860	\$672,860
Toronto Dominion Bank CP4-2	COMMERCIAL PAPER - 4-2		12/3/2025		90,000,000	4.61	\$86,649,300	\$86,728,707	\$79,407
Toronto Dominion Bank, Feb 27, 2026	VARIABLE RATE COMMERCIAL PAPER - 4-2	4.67	2/27/2026	2/3/2025	255,000,000	4.73	\$255,000,000	\$255,000,000	\$0
TotalEnergies Capital S.A. CP4-2	COMMERCIAL PAPER - 4-2		2/3/2025		175,000,000	4.47	\$174,935,979	\$174,936,605	\$625
TotalEnergies Capital S.A. CP4-2	COMMERCIAL PAPER - 4-2		3/3/2025		45,000,000	4.44	\$44,831,050	\$44,831,425	\$375
Toyota Credit Canada Inc. CP	COMMERCIAL PAPER		7/23/2025		50,000,000	4.71	\$48,918,750	\$48,949,354	\$30,604
Toyota Credit De Puerto Rico Corp. CP	COMMERCIAL PAPER		2/14/2025		75,000,000	5.61	\$74,844,542	\$74,873,530	\$28,988
Toyota Credit De Puerto Rico Corp. CP	COMMERCIAL PAPER		7/23/2025		50,000,000	4.67	\$48,918,750	\$48,922,603	\$3,853
Toyota Finance Australia Ltd. CP	COMMERCIAL PAPER		2/5/2025		50,000,000	5.26	\$49,964,931	\$49,969,812	\$4,881
Toyota Motor Credit Corp. CP	COMMERCIAL PAPER		4/24/2025		100,000,000	4.73	\$98,950,972	\$98,992,472	\$41,500
Toyota Motor Credit Corp., Apr 14, 2025	VARIABLE MEDIUM TERM NOTE	4.70	4/14/2025	2/3/2025	110,000,000	4.77	\$110,000,000	\$110,021,443	\$21,443
Toyota Motor Credit Corp., Sep 17, 2025	VARIABLE MEDIUM TERM NOTE	4.70	9/17/2025	2/3/2025	150,000,000	4.77	\$150,000,000	\$150,045,537	\$45,537
Truist Bank CD	CERTIFICATE OF DEPOSIT	4.40	3/31/2025		100,000,000	4.46	\$100,000,000	\$99,993,567	-\$6,433
Truist Bank CD	CERTIFICATE OF DEPOSIT	4.47	5/23/2025		135,000,000	4.53	\$135,000,000	\$134,995,351	-\$4,649
Truist Bank CD	CERTIFICATE OF DEPOSIT	4.45	5/1/2025		50,000,000	4.51	\$50,000,000	\$50,002,270	\$2,270
Truist Bank CD	CERTIFICATE OF DEPOSIT	4.43	4/9/2025		300,000,000	4.49	\$300,000,000	\$300,000,000	\$0
Victory Receivables Corp. CPABS4-2	COMMERCIAL PAPER - ABS- 4(2)		3/7/2025		75,000,000	4.75	\$74,663,125	\$74,680,091	\$16,966
Victory Receivables Corp. CPABS4-2	COMMERCIAL PAPER - ABS- 4(2)		3/26/2025		90,000,000	4.61	\$89,395,200	\$89,408,484	\$13,284
Victory Receivables Corp. CPABS4-2	COMMERCIAL PAPER - ABS- 4(2)		3/27/2025		50,000,000	4.60	\$49,657,778	\$49,665,315	\$7,537
Victory Receivables Corp. CPABS4-2	COMMERCIAL PAPER - ABS- 4(2)		4/2/2025		224,500,000	4.55	\$222,811,012	\$222,833,925	\$22,913
Victory Receivables Corp. CPABS4-2	COMMERCIAL PAPER - ABS- 4(2)		4/3/2025		97,000,000	4.55	\$96,258,273	\$96,268,375	\$10,101
Victory Receivables Corp. CPABS4-2	COMMERCIAL PAPER - ABS- 4(2)		4/11/2025		185,000,000	4.56	\$183,402,833	\$183,425,256	\$22,423
Victory Receivables Corp. CPABS4-2	COMMERCIAL PAPER - ABS- 4(2)		5/2/2025		70,000,000	4.49	\$69,224,983	\$69,226,140	\$1,156
Wells Fargo Bank, N.A. CD	CERTIFICATE OF DEPOSIT	5.15	2/13/2025		200,000,000	5.17	\$200,000,000	\$200,042,378	\$42,378
Wells Fargo Bank, N.A. CD	CERTIFICATE OF DEPOSIT	5.21	2/14/2025		10,000,000	5.23	\$10,000,000	\$10,002,508	\$2,508
Westlake Automobile Receivables Trust 2024-3,A1, 4.919%, 10/15/2025	ASSET BACKED NOTE	4.92	10/15/2025		10,242,184	0.00	\$10,242,184	\$10,244,720	\$2,536
Westpac Banking Corp. Ltd., Sydney CP4-2	COMMERCIAL PAPER - 4-2		2/7/2025		100,000,000	5.17	\$99,904,722	\$99,916,272	\$11,550
Westpac Banking Corp. Ltd., Sydney CP4-2	COMMERCIAL PAPER - 4-2		9/26/2025		75,000,000	4.19	\$73,016,667	\$72,877,403	-\$139,263
Westpac Banking Corp. Ltd., Sydney CP4-2	COMMERCIAL PAPER - 4-2		9/29/2025		100,000,000	4.25	\$97,288,750	\$97,135,046	-\$153,704
Wylie Bice Life Insurance Trust, Aug 01, 2046	VARIABLE RATE DEMAND NOTE	4.40	8/1/2046	2/6/2025	7,625,000	4.40	\$7,625,000	\$7,625,000	\$0
<b>Total Value of Assets</b>					<b>34,270,585,214.56</b>		<b>\$34,131,021,994.78</b>	<b>\$34,132,229,404.90</b>	<b>\$1,207,410</b>

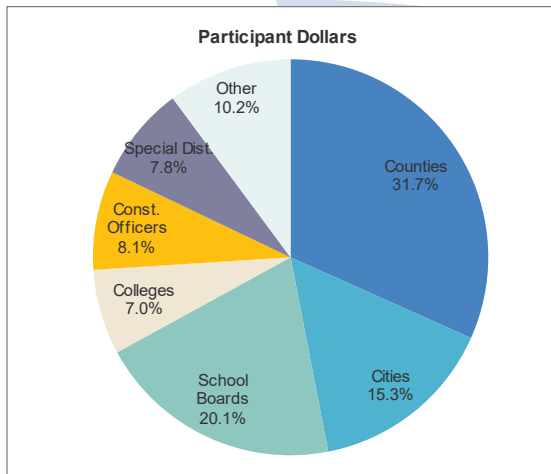
**Notes:** The data included in this report is unaudited. Amounts above are the value of investments. Income accruals, payables and uninvested cash are not included. Amortizations/accretions are reported with a one-day lag in the above valuations.

<sup>1</sup> Market values of the portfolio securities are provided by the custodian, BNY Mellon. The portfolio manager, Federated Hermes, is the source for other data shown above.

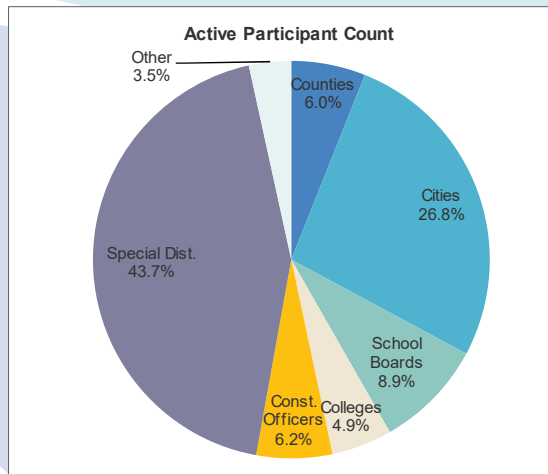
<sup>2</sup> Amortized cost is calculated using a straight line method.

**PARTICIPANT CONCENTRATION DATA - AS OF JANUARY 31 2025**

Participant Balance	Share of Total Fund	Share of Participant Count	Participant Balance	Share of Total Fund	Share of Participant Count
<b>All Participants</b>	<b>100.0%</b>	<b>100.0%</b>	<b>Colleges &amp; Universities</b>	<b>7.0%</b>	<b>4.9%</b>
Top 10	36.8%	1.2%	Top 10	6.1%	1.2%
\$100 million or more	79.8%	9.6%	\$100 million or more	5.3%	0.6%
\$10 million up to \$100 million	18.1%	21.0%	\$10 million up to \$100 million	1.6%	2.0%
\$1 million up to \$10 million	1.9%	21.6%	\$1 million up to \$10 million	0.1%	0.6%
Under \$1 million	0.2%	47.8%	Under \$1 million	0.00%	1.7%
<b>Counties</b>	<b>31.7%</b>	<b>6.0%</b>	<b>Constitutional Officers</b>	<b>8.1%</b>	<b>6.2%</b>
Top 10	25.6%	1.2%	Top 10	7.0%	1.2%
\$100 million or more	30.5%	2.3%	\$100 million or more	6.8%	0.4%
\$10 million up to \$100 million	1.0%	1.1%	\$10 million up to \$100 million	1.1%	1.2%
\$1 million up to \$10 million	0.1%	1.1%	\$1 million up to \$10 million	0.2%	1.6%
Under \$1 million	0.0%	1.5%	Under \$1 million	0.0%	3.0%
<b>Municipalities</b>	<b>15.3%</b>	<b>26.8%</b>	<b>Special Districts</b>	<b>7.8%</b>	<b>43.7%</b>
Top 10	5.4%	1.2%	Top 10	4.4%	1.2%
\$100 million or more	6.6%	1.7%	\$100 million or more	3.5%	0.7%
\$10 million up to \$100 million	8.0%	9.3%	\$10 million up to \$100 million	3.4%	4.2%
\$1 million up to \$10 million	0.6%	5.9%	\$1 million up to \$10 million	0.7%	10.1%
Under \$1 million	0.0%	9.9%	Under \$1 million	0.2%	28.6%
<b>School Boards</b>	<b>20.1%</b>	<b>8.9%</b>	<b>Other</b>	<b>10.2%</b>	<b>3.5%</b>
Top 10	11.9%	1.2%	Top 10	8.0%	1.2%
\$100 million or more	17.6%	2.8%	\$100 million or more	9.5%	1.0%
\$10 million up to \$100 million	2.4%	2.7%	\$10 million up to \$100 million	0.6%	0.5%
\$1 million up to \$10 million	0.1%	1.1%	\$1 million up to \$10 million	0.1%	1.1%
Under \$1 million	0.0%	2.2%	Under \$1 million	0.0%	0.9%



**Total Fund Value: \$34,211,322,836**



**Total Active Participant Count: 810**

Note: Active accounts include only those participant accounts valued above zero.

## COMPLIANCE WITH INVESTMENT POLICY FOR JANUARY 31 2025

As investment manager, Federated monitors compliance daily on Florida PRIME to ensure that investment practices comply with the requirements of the Investment Policy Statement (IPS). Federated provides a monthly compliance report to the SBA and is required to notify the Investment Oversight Group (IOG) of compliance exceptions within 24 hours of identification. The IOG will meet as necessary based on the occurrence and resolution of compliance exceptions or upon the occurrence of a material event. Minutes from the IOG meetings are posted to the Florida PRIME website.

In addition to the compliance testing performed by Federated, SBA Risk Management and Compliance conducts daily independent testing on Florida PRIME using a risk-based approach. Under this approach, each IPS parameter is ranked as “High” or “Low” with respect to the level of risk associated with a potential guideline breach. Negative test results are subject to independent verification and review for possible escalation. These rankings, along with the frequency for testing, are reviewed and approved by the IOG on an annual basis or more often if market conditions dictate. Additionally, any parameter reported in “Fail” status on the Federated compliance report, regardless of risk ranking, is also independently verified and escalated accordingly. The results of independent testing are currently reported monthly to the IOG.

Test by Source	Pass/Fail
Securities must be USD denominated	Pass
<u>Ratings requirements</u>	
First Tier Securities	Pass
Long-term securities must have long-term ratings in the three highest categories	Pass
Commercial Paper must have short-term ratings from at least one NRSRO	Pass
Securities in Highest Rating Category (A-1+ or equivalent)	Pass
Repurchase Agreement Counterparties must be rated by S&P	Pass
S&P Weighted Average Life	Pass
<u>Maturity</u>	
Individual Security	Pass
Government floating rate notes/variable rate notes	Pass
Dollar Weighted Average Maturity	Pass
Weighted Average Life	Pass
<u>Issuer Diversification</u>	
First tier issuer (limit does not apply to cash, cash items, U.S. Government securities and repo collateralized by these securities)	Pass
Demand Feature and Guarantor Diversification	
First Tier securities issued by or subject to demand features and guarantees of a non-controlled person	Pass
First Tier securities issued by or subject to demand features and guarantees of a controlled person	Pass

Test by Source	Pass/Fail
<u>Money Market Mutual Funds</u>	
Invested in any one Money Market Mutual Fund	Pass
<u>Repurchase Agreements</u>	
Repurchase Agreement Counterparty Rating	Pass
Term Repurchase Agreements with any single dealer - Counterparty Rating A-1+ (2-5 business days)	Pass
Term Repurchase Agreements with any single dealer - Counterparty Rating A-1 (2-5 business days)	Pass
Term Repurchase Agreements with any single dealer - Counterparty Rating A-1+ (More than 5 business days)	Pass
Term Repurchase Agreements with any single dealer - Counterparty Rating A-1 (More than 5 business days)	Pass
Repurchase Agreements with any single dealer - Counterparty Rating A-1	Pass
<u>Concentration Tests</u>	
Industry Concentration, excluding financial services industry	Pass
Any Single Government Agency	Pass
<u>Illiquid Securities</u>	Pass
Assets invested in securities accessible within 1 business day	Pass
Assets invested in securities accessible within 5 business days	Pass

## TRADING ACTIVITY FOR JANUARY 2025

Description	Maturity Date	Trade Date	Settle Date	event type	Par or Shares	Principal	Traded Interest	Settlement Amount	Realized Gain(Loss)
ALBION CAPITAL LLC CPABS4	02/20/25	01/17/25	01/17/25	BUY	34,617,000	34,473,147	0	34,473,147	0
ALBION CAPITAL LLC CPABS4	02/24/25	01/21/25	01/22/25	BUY	18,852,000	18,775,964	0	18,775,964	0
ALBION CAPITAL LLC CPABS4	03/27/25	01/24/25	01/28/25	BUY	10,000,000	9,928,628	0	9,928,628	0
ALBION CAPITAL LLC CPABS4	03/27/25	01/24/25	01/28/25	BUY	50,000,000	49,643,139	0	49,643,139	0
ANGLESEA FUNDING LLC CPABS4	01/13/25	01/06/25	01/06/25	BUY	50,000,000	49,957,806	0	49,957,806	0
ANGLESEA FUNDING LLC CPABS4	01/13/25	01/06/25	01/06/25	BUY	50,000,000	49,957,806	0	49,957,806	0
ANGLESEA FUNDING LLC CPABS4	01/13/25	01/06/25	01/06/25	BUY	50,000,000	49,957,806	0	49,957,806	0
ANGLESEA FUNDING LLC CPABS4	01/21/25	01/13/25	01/13/25	BUY	50,000,000	49,951,778	0	49,951,778	0
ANGLESEA FUNDING LLC CPABS4	01/21/25	01/13/25	01/13/25	BUY	50,000,000	49,951,778	0	49,951,778	0
ANGLESEA FUNDING LLC CPABS4	01/21/25	01/13/25	01/13/25	BUY	50,000,000	49,951,778	0	49,951,778	0
ANGLESEA FUNDING LLC CPABS4	01/22/25	01/14/25	01/14/25	BUY	50,000,000	49,951,778	0	49,951,778	0
ANGLESEA FUNDING LLC CPABS4	01/22/25	01/14/25	01/14/25	BUY	50,000,000	49,951,778	0	49,951,778	0
ANGLESEA FUNDING LLC CPABS4	01/22/25	01/14/25	01/14/25	BUY	35,000,000	34,966,244	0	34,966,244	0
ANGLESEA FUNDING LLC CPABS4	01/24/25	01/17/25	01/17/25	BUY	50,000,000	49,957,806	0	49,957,806	0
ANGLESEA FUNDING LLC CPABS4	01/24/25	01/17/25	01/17/25	BUY	20,000,000	19,983,122	0	19,983,122	0
ANGLESEA FUNDING LLC CPABS4	01/29/25	01/22/25	01/22/25	BUY	50,000,000	49,957,806	0	49,957,806	0
ANGLESEA FUNDING LLC CPABS4	01/29/25	01/22/25	01/22/25	BUY	50,000,000	49,957,806	0	49,957,806	0
ANGLESEA FUNDING LLC CPABS4	01/31/25	01/24/25	01/24/25	BUY	50,000,000	49,957,806	0	49,957,806	0
ANGLESEA FUNDING LLC CPABS4	01/31/25	01/24/25	01/24/25	BUY	21,000,000	20,982,278	0	20,982,278	0
ANGLESEA FUNDING LLC CPABS4	02/05/25	01/22/25	01/22/25	BUY	50,000,000	49,915,611	0	49,915,611	0
ANGLESEA FUNDING LLC CPABS4	02/05/25	01/22/25	01/22/25	BUY	50,000,000	49,915,611	0	49,915,611	0
ANGLESEA FUNDING LLC CPABS4	02/05/25	01/22/25	01/22/25	BUY	4,000,000	3,993,249	0	3,993,249	0
ANGLESEA FUNDING LLC CPABS4	02/07/25	01/31/25	01/31/25	BUY	50,000,000	49,957,806	0	49,957,806	0
ANGLESEA FUNDING LLC CPABS4	02/07/25	01/31/25	01/31/25	BUY	20,000,000	19,983,122	0	19,983,122	0
ANGLESEA FUNDING LLC CPABS4	03/07/25	01/29/25	01/29/25	BUY	50,000,000	49,775,431	0	49,775,431	0
ANGLESEA FUNDING LLC CPABS4	03/07/25	01/29/25	01/29/25	BUY	50,000,000	49,775,431	0	49,775,431	0
ANGLESEA FUNDING LLC CPABS4	03/14/25	01/10/25	01/10/25	BUY	50,000,000	49,615,000	0	49,615,000	0
ANGLESEA FUNDING LLC CPABS4	03/14/25	01/10/25	01/10/25	BUY	50,000,000	49,615,000	0	49,615,000	0
ANGLESEA FUNDING LLC CPABS4	07/03/25	01/06/25	01/06/25	BUY	50,000,000	48,907,278	0	48,907,278	0
ANGLESEA FUNDING LLC	07/08/25	01/09/25	01/09/25	BUY	50,000,000	50,000,000	0	50,000,000	0
ANGLESEA FUNDING LLC	07/08/25	01/09/25	01/09/25	BUY	50,000,000	50,000,000	0	50,000,000	0
ANGLESEA FUNDING LLC	07/08/25	01/09/25	01/09/25	BUY	41,000,000	41,000,000	0	41,000,000	0
ASCENSION HEALTH ALCP	02/26/25	01/14/25	01/14/25	BUY	10,000,000	9,947,444	0	9,947,444	0
ATLANTIC ASSET SECUCPABS4	01/14/25	01/13/25	01/13/25	BUY	25,000,000	24,996,993	0	24,996,993	0
BANK OF AMERICA N,ACD	01/02/26	01/03/25	01/03/25	BUY	50,000,000	50,000,000	0	50,000,000	0
BANK OF AMERICA N,ACD	01/02/26	01/03/25	01/03/25	BUY	50,000,000	50,000,000	0	50,000,000	0
BANK OF AMERICA N,ACD	01/02/26	01/03/25	01/03/25	BUY	50,000,000	50,000,000	0	50,000,000	0
BANK OF AMERICA N,ACD	01/02/26	01/03/25	01/03/25	BUY	50,000,000	50,000,000	0	50,000,000	0
BANK OF AMERICA N,ACD	01/02/26	01/03/25	01/03/25	BUY	13,000,000	13,000,000	0	13,000,000	0
BANK OF AMERICA N,ACD	01/07/26	01/07/25	01/07/25	BUY	50,000,000	50,000,000	0	50,000,000	0
BANK OF AMERICA N,ACD	01/07/26	01/07/25	01/07/25	BUY	50,000,000	50,000,000	0	50,000,000	0
BANK OF AMERICA N,ACD	01/07/26	01/07/25	01/07/25	BUY	50,000,000	50,000,000	0	50,000,000	0
BANK OF AMERICA N,ACD	01/07/26	01/07/25	01/07/25	BUY	50,000,000	50,000,000	0	50,000,000	0
BANK OF AMERICA N,ACD	01/07/26	01/07/25	01/07/25	BUY	50,000,000	50,000,000	0	50,000,000	0
BANK OF AMERICA N,ACD	01/07/26	01/07/25	01/07/25	BUY	15,000,000	15,000,000	0	15,000,000	0
BARTON CAPITAL S,A,CPABS4	01/03/25	01/02/25	01/02/25	BUY	50,000,000	49,993,958	0	49,993,958	0
BARTON CAPITAL S,A,CPABS4	01/03/25	01/02/25	01/02/25	BUY	50,000,000	49,993,958	0	49,993,958	0
BARTON CAPITAL S,A,CPABS4	01/03/25	01/02/25	01/02/25	BUY	50,000,000	49,993,958	0	49,993,958	0
BARTON CAPITAL S,A,CPABS4	01/03/25	01/02/25	01/02/25	BUY	35,000,000	34,995,771	0	34,995,771	0
BARTON CAPITAL S,A,CPABS4	01/07/25	01/06/25	01/06/25	BUY	50,000,000	49,993,972	0	49,993,972	0
BARTON CAPITAL S,A,CPABS4	01/07/25	01/06/25	01/06/25	BUY	45,000,000	44,994,575	0	44,994,575	0
BARTON CAPITAL S,A,CPABS4	01/22/25	01/02/25	01/02/25	BUY	50,000,000	49,878,889	0	49,878,889	0
BARTON CAPITAL S,A,CPABS4	01/28/25	01/21/25	01/21/25	BUY	18,700,000	18,684,219	0	18,684,219	0
BARTON CAPITAL S,A,CPABS4	02/04/25	01/28/25	01/28/25	BUY	34,000,000	33,971,308	0	33,971,308	0
BARTON CAPITAL S,A,CPABS4	03/07/25	01/07/25	01/08/25	BUY	35,000,000	34,753,017	0	34,753,017	0
BEDFORD ROW FUNDING CORP	10/09/25	01/10/25	01/10/25	BUY	50,000,000	50,000,000	0	50,000,000	0
BEDFORD ROW FUNDING CORP	10/09/25	01/10/25	01/10/25	BUY	50,000,000	50,000,000	0	50,000,000	0
BENNINGTON STARK CACPABS4	01/10/25	01/03/25	01/03/25	BUY	50,000,000	49,957,708	0	49,957,708	0
BENNINGTON STARK CACPABS4	01/10/25	01/03/25	01/03/25	BUY	50,000,000	49,957,708	0	49,957,708	0
BENNINGTON STARK CACPABS4	01/10/25	01/03/25	01/03/25	BUY	50,000,000	49,957,708	0	49,957,708	0
BENNINGTON STARK CACPABS4	01/10/25	01/03/25	01/03/25	BUY	40,000,000	39,966,167	0	39,966,167	0



# TRADING ACTIVITY FOR JANUARY 2025

Description	Maturity Date	Trade Date	Settle Date	event type	Par or Shares	Principal	Traded Interest	Settlement Amount	Realized Gain(Loss)
BENNINGTON STARK CACPABS4	01/17/25	01/10/25	01/10/25	BUY	50,000,000	49,957,708	0	49,957,708	
BENNINGTON STARK CACPABS4	01/17/25	01/10/25	01/10/25	BUY	50,000,000	49,957,708	0	49,957,708	
BENNINGTON STARK CACPABS4	01/17/25	01/10/25	01/10/25	BUY	50,000,000	49,957,708	0	49,957,708	
BENNINGTON STARK CACPABS4	01/17/25	01/10/25	01/10/25	BUY	15,000,000	14,987,313	0	14,987,313	
BENNINGTON STARK CACPABS4	01/24/25	01/17/25	01/17/25	BUY	50,000,000	49,957,708	0	49,957,708	
BENNINGTON STARK CACPABS4	01/24/25	01/17/25	01/17/25	BUY	50,000,000	49,957,708	0	49,957,708	
BENNINGTON STARK CACPABS4	01/24/25	01/17/25	01/17/25	BUY	50,000,000	49,957,708	0	49,957,708	
BENNINGTON STARK CACPABS4	01/24/25	01/17/25	01/17/25	BUY	14,000,000	13,988,158	0	13,988,158	
BENNINGTON STARK CACPABS4	01/31/25	01/24/25	01/24/25	BUY	50,000,000	49,957,708	0	49,957,708	
BENNINGTON STARK CACPABS4	01/31/25	01/24/25	01/24/25	BUY	14,000,000	13,988,158	0	13,988,158	
BENNINGTON STARK CACPABS4	02/07/25	01/31/25	01/31/25	BUY	50,000,000	49,957,708	0	49,957,708	
BENNINGTON STARK CACPABS4	02/07/25	01/31/25	01/31/25	BUY	50,000,000	49,957,708	0	49,957,708	
BENNINGTON STARK CACPABS4	02/07/25	01/31/25	01/31/25	BUY	50,000,000	49,957,708	0	49,957,708	
BENNINGTON STARK CACPABS4	02/07/25	01/31/25	01/31/25	BUY	20,000,000	19,983,083	0	19,983,083	
BENNINGTON STARK CACPABS4	02/20/25	01/17/25	01/17/25	BUY	50,000,000	49,793,167	0	49,793,167	
BENNINGTON STARK CACPABS4	02/20/25	01/17/25	01/17/25	BUY	45,000,000	44,813,850	0	44,813,850	
BNG BANK N.V, CP4-2CP4-2	01/23/25	01/16/25	01/16/25	BUY	50,000,000	49,958,000	0	49,958,000	
BNG BANK N.V, CP4-2CP4-2	01/23/25	01/16/25	01/16/25	BUY	40,000,000	39,966,400	0	39,966,400	
BNG BANK N.V, CP4-2CP4-2	01/30/25	01/23/25	01/23/25	BUY	50,000,000	49,958,000	0	49,958,000	
BNG BANK N.V, CP4-2CP4-2	01/30/25	01/23/25	01/23/25	BUY	25,000,000	24,979,000	0	24,979,000	
CHESHAM FINANCE LLCCPABS4	01/13/25	01/03/25	01/06/25	BUY	50,000,000	49,957,806	0	49,957,806	
CHESHAM FINANCE LLCCPABS4	01/13/25	01/03/25	01/06/25	BUY	50,000,000	49,957,806	0	49,957,806	
CHESHAM FINANCE LLCCPABS4	01/13/25	01/03/25	01/06/25	BUY	50,000,000	49,957,806	0	49,957,806	
CHESHAM FINANCE LLCCPABS4	01/21/25	01/10/25	01/13/25	BUY	50,000,000	49,951,778	0	49,951,778	
CHESHAM FINANCE LLCCPABS4	01/21/25	01/10/25	01/13/25	BUY	50,000,000	49,951,778	0	49,951,778	
CHESHAM FINANCE LLCCPABS4	01/21/25	01/10/25	01/13/25	BUY	50,000,000	49,951,778	0	49,951,778	
CHESHAM FINANCE LLCCPABS4	01/28/25	01/21/25	01/21/25	BUY	50,000,000	49,957,806	0	49,957,806	
CHESHAM FINANCE LLCCPABS4	01/28/25	01/21/25	01/21/25	BUY	50,000,000	49,957,806	0	49,957,806	
CHESHAM FINANCE LLCCPABS4	01/28/25	01/21/25	01/21/25	BUY	50,000,000	49,957,806	0	49,957,806	
CHESHAM FINANCE LLCCPABS4	02/04/25	01/27/25	01/28/25	BUY	50,000,000	49,957,806	0	49,957,806	
CHESHAM FINANCE LLCCPABS4	02/04/25	01/27/25	01/28/25	BUY	50,000,000	49,957,806	0	49,957,806	
CHESHAM FINANCE LLCCPABS4	02/04/25	01/27/25	01/28/25	BUY	50,000,000	49,957,806	0	49,957,806	
CHESHAM FINANCE LLCCPABS4	01/14/25	01/06/25	01/07/25	BUY	50,000,000	49,957,806	0	49,957,806	
CHESHAM FINANCE LLCCPABS4	01/14/25	01/06/25	01/07/25	BUY	50,000,000	49,957,806	0	49,957,806	
CHESHAM FINANCE LLCCPABS4	01/14/25	01/06/25	01/07/25	BUY	50,000,000	49,957,806	0	49,957,806	
CHESHAM FINANCE LLCCPABS4	01/14/25	01/06/25	01/07/25	BUY	50,000,000	49,957,806	0	49,957,806	
CHESHAM FINANCE LLCCPABS4	01/21/25	01/14/25	01/14/25	BUY	50,000,000	49,957,806	0	49,957,806	
CHESHAM FINANCE LLCCPABS4	01/21/25	01/14/25	01/14/25	BUY	50,000,000	49,957,806	0	49,957,806	
CHESHAM FINANCE LLCCPABS4	01/21/25	01/14/25	01/14/25	BUY	50,000,000	49,957,806	0	49,957,806	
CHESHAM FINANCE LLCCPABS4	01/21/25	01/14/25	01/14/25	BUY	50,000,000	49,957,806	0	49,957,806	
CHESHAM FINANCE LLCCPABS4	01/21/25	01/14/25	01/14/25	BUY	25,000,000	24,978,903	0	24,978,903	
CHESHAM FINANCE LLCCPABS4	01/28/25	01/21/25	01/21/25	BUY	50,000,000	49,957,806	0	49,957,806	
CHESHAM FINANCE LLCCPABS4	01/28/25	01/21/25	01/21/25	BUY	50,000,000	49,957,806	0	49,957,806	
CHESHAM FINANCE LLCCPABS4	01/28/25	01/21/25	01/21/25	BUY	50,000,000	49,957,806	0	49,957,806	
CHESHAM FINANCE LLCCPABS4	01/28/25	01/21/25	01/21/25	BUY	50,000,000	49,957,806	0	49,957,806	
CHESHAM FINANCE LLCCPABS4	02/04/25	01/27/25	01/28/25	BUY	50,000,000	49,957,806	0	49,957,806	
CHESHAM FINANCE LLCCPABS4	02/04/25	01/27/25	01/28/25	BUY	50,000,000	49,957,806	0	49,957,806	
CHESHAM FINANCE LLCCPABS4	02/04/25	01/27/25	01/28/25	BUY	50,000,000	49,957,806	0	49,957,806	
CHESHAM FINANCE LLCCPABS4	02/04/25	01/27/25	01/28/25	BUY	50,000,000	49,957,806	0	49,957,806	
CHESHAM FINANCE LLCCPABS4	02/04/25	01/27/25	01/28/25	BUY	34,000,000	33,971,308	0	33,971,308	
CHESHAM FINANCE LLCCPABS4	02/04/25	01/27/25	01/28/25	BUY	50,000,000	49,957,806	0	49,957,806	
CHESHAM FINANCE LLCCPABS4	02/04/25	01/27/25	01/28/25	BUY	50,000,000	49,957,806	0	49,957,806	
CHESHAM FINANCE LLCCPABS4	02/04/25	01/27/25	01/28/25	BUY	50,000,000	49,957,806	0	49,957,806	
CHESHAM FINANCE LLCCPABS4	02/04/25	01/27/25	01/28/25	BUY	50,000,000	49,957,806	0	49,957,806	
CHESHAM FINANCE LLCCPABS4	02/04/25	01/27/25	01/28/25	BUY	50,000,000	49,957,806	0	49,957,806	
CHESHAM FINANCE LLCCPABS4	02/04/25	01/27/25	01/28/25	BUY	34,000,000	33,971,308	0	33,971,308	
COLLATERALIZED COMMERCIAL PAPER FLEX CO LLC	10/27/25	01/30/25	01/30/25	BUY	50,000,000	50,000,000	0	50,000,000	
COLLATERALIZED COMMERCIAL PAPER FLEX CO LLC	10/27/25	01/30/25	01/30/25	BUY	50,000,000	50,000,000	0	50,000,000	
COLLATERALIZED COMMERCIAL PAPER FLEX CO LLC	10/27/25	01/30/25	01/30/25	BUY	50,000,000	50,000,000	0	50,000,000	
COLLATERALIZED COMMERCIAL PAPER FLEX CO LLC	10/27/25	01/30/25	01/30/25	BUY	50,000,000	50,000,000	0	50,000,000	
COLLATERALIZED COMMERCIAL PAPER FLEX CO LLC	10/27/25	01/30/25	01/30/25	BUY	30,000,000	30,000,000	0	30,000,000	
COLLATERALIZED COMMERCIAL PAPER V CO LLC	10/06/25	01/09/25	01/09/25	BUY	50,000,000	50,000,000	0	50,000,000	
COLLATERALIZED COMMERCIAL PAPER V CO LLC	10/06/25	01/09/25	01/09/25	BUY	50,000,000	50,000,000	0	50,000,000	

## TRADING ACTIVITY FOR JANUARY 2025

Description	Maturity Date	Trade Date	Settle Date	event type	Par or Shares	Principal	Traded Interest	Settlement Amount	Realized Gain(Loss)
COLLATERALIZED COMMERCIAL PAPER V CO LLC	10/06/25	01/09/25	01/09/25	BUY	40,000,000	40,000,000	0	40,000,000	0
CREDIT AGRICOLE CORPORATE AND INVESTMENT BANK/NEW YORK	02/03/25	01/31/25	01/31/25	BUY	50,000,000	49,981,958	0	49,981,958	0
CREDIT AGRICOLE CORPORATE AND INVESTMENT BANK/NEW YORK	02/03/25	01/31/25	01/31/25	BUY	50,000,000	49,981,958	0	49,981,958	0
CREDIT AGRICOLE CORPORATE AND INVESTMENT BANK/NEW YORK	02/03/25	01/31/25	01/31/25	BUY	50,000,000	49,981,958	0	49,981,958	0
CREDIT AGRICOLE CORCDYAN	01/23/25	01/16/25	01/16/25	BUY	50,000,000	50,000,000	0	50,000,000	0
CREDIT AGRICOLE CORCDYAN	01/23/25	01/16/25	01/16/25	BUY	50,000,000	50,000,000	0	50,000,000	0
CREDIT AGRICOLE CORCDYAN	01/23/25	01/16/25	01/16/25	BUY	50,000,000	50,000,000	0	50,000,000	0
CREDIT AGRICOLE CORCDYAN	01/23/25	01/16/25	01/16/25	BUY	50,000,000	50,000,000	0	50,000,000	0
CREDIT AGRICOLE CORCDYAN	01/23/25	01/16/25	01/16/25	BUY	50,000,000	50,000,000	0	50,000,000	0
CREDIT AGRICOLE CORCDYAN	01/23/25	01/16/25	01/16/25	BUY	50,000,000	50,000,000	0	50,000,000	0
CREDIT AGRICOLE CORCDYAN	01/23/25	01/16/25	01/16/25	BUY	50,000,000	50,000,000	0	50,000,000	0
CREDIT AGRICOLE CORCDYAN	01/23/25	01/16/25	01/16/25	BUY	50,000,000	50,000,000	0	50,000,000	0
CREDIT AGRICOLE CORCDYAN	01/08/25	01/02/25	01/02/25	BUY	50,000,000	50,000,000	0	50,000,000	0
CREDIT AGRICOLE CORCDYAN	01/08/25	01/02/25	01/02/25	BUY	50,000,000	50,000,000	0	50,000,000	0
CREDIT AGRICOLE CORCDYAN	01/10/25	01/03/25	01/03/25	BUY	50,000,000	50,000,000	0	50,000,000	0
CREDIT AGRICOLE CORCDYAN	01/10/25	01/03/25	01/03/25	BUY	50,000,000	50,000,000	0	50,000,000	0
CREDIT AGRICOLE CORCDYAN	01/10/25	01/03/25	01/03/25	BUY	50,000,000	50,000,000	0	50,000,000	0
CREDIT AGRICOLE CORCDYAN	01/10/25	01/03/25	01/03/25	BUY	50,000,000	50,000,000	0	50,000,000	0
CREDIT AGRICOLE CORCDYAN	01/10/25	01/03/25	01/03/25	BUY	50,000,000	50,000,000	0	50,000,000	0
CREDIT AGRICOLE CORCDYAN	01/10/25	01/03/25	01/03/25	BUY	50,000,000	50,000,000	0	50,000,000	0
CREDIT AGRICOLE CORCDYAN	01/10/25	01/03/25	01/03/25	BUY	50,000,000	50,000,000	0	50,000,000	0
CREDIT AGRICOLE CORCDYAN	01/10/25	01/03/25	01/03/25	BUY	50,000,000	50,000,000	0	50,000,000	0
CREDIT INDUSTRIEL ECP4-2	01/07/25	01/06/25	01/06/25	BUY	50,000,000	49,994,000	0	49,994,000	0
CREDIT INDUSTRIEL ECP4-2	01/07/25	01/06/25	01/06/25	BUY	50,000,000	49,994,000	0	49,994,000	0
CREDIT INDUSTRIEL ECP4-2	01/07/25	01/06/25	01/06/25	BUY	50,000,000	49,994,000	0	49,994,000	0
CREDIT INDUSTRIEL ECP4-2	01/07/25	01/06/25	01/06/25	BUY	50,000,000	49,994,000	0	49,994,000	0
CREDIT INDUSTRIEL ECP4-2	01/07/25	01/06/25	01/06/25	BUY	50,000,000	49,994,000	0	49,994,000	0
CREDIT INDUSTRIEL ECP4-2	01/07/25	01/06/25	01/06/25	BUY	50,000,000	49,994,000	0	49,994,000	0
CREDIT INDUSTRIEL ECP4-2	01/07/25	01/06/25	01/06/25	BUY	50,000,000	49,994,000	0	49,994,000	0
CREDIT INDUSTRIEL ECP4-2	01/07/25	01/06/25	01/06/25	BUY	50,000,000	49,994,000	0	49,994,000	0
CREDIT INDUSTRIEL ECP4-2	01/07/25	01/06/25	01/06/25	BUY	50,000,000	49,994,000	0	49,994,000	0
CREDIT INDUSTRIEL ECP4-2	01/07/25	01/06/25	01/06/25	BUY	50,000,000	49,994,000	0	49,994,000	0
CREDIT INDUSTRIEL ECP4-2	01/07/25	01/06/25	01/06/25	BUY	50,000,000	49,994,000	0	49,994,000	0
SUMITOMO MITSUI TRUECD	04/08/25	01/03/25	01/07/25	BUY	150,000,000	148,312,940	0	148,312,940	0
SUMITOMO MITSUI TRUECD	04/08/25	01/03/25	01/07/25	BUY	100,000,000	98,875,294	0	98,875,294	0
SUMITOMO MITSUI TRUECD	04/14/25	01/10/25	01/14/25	BUY	25,000,000	25,000,000	0	25,000,000	0
FALCON ASSET FUNDINCPABS4	04/14/25	01/08/25	01/08/25	BUY	50,000,000	49,413,333	0	49,413,333	0
FALCON ASSET FUNDINCPABS4	04/14/25	01/08/25	01/08/25	BUY	10,000,000	9,882,667	0	9,882,667	0
FALCON ASSET FUNDING LLC	08/28/25	01/28/25	01/28/25	BUY	50,000,000	50,000,000	0	50,000,000	0
FALCON ASSET FUNDING LLC	08/28/25	01/28/25	01/28/25	BUY	25,000,000	25,000,000	0	25,000,000	0
GREAT BEAR FUNDING CPABS4	02/07/25	01/07/25	01/07/25	BUY	50,000,000	49,811,417	0	49,811,417	0
GREAT BEAR FUNDING CPABS4	02/07/25	01/07/25	01/07/25	BUY	32,000,000	31,879,307	0	31,879,307	0
GTA FUNDING LLC CPACPABS4	04/14/25	01/13/25	01/13/25	BUY	50,000,000	49,442,625	0	49,442,625	0
GTA FUNDING LLC CPACPABS4	04/14/25	01/13/25	01/13/25	BUY	50,000,000	49,442,625	0	49,442,625	0
GTA FUNDING LLC CPACPABS4	04/14/25	01/13/25	01/13/25	BUY	20,000,000	19,777,050	0	19,777,050	0
LA FAYETTE ASSET SECPABS4	02/03/25	01/27/25	01/27/25	BUY	50,000,000	49,957,903	0	49,957,903	0
LA FAYETTE ASSET SECPABS4	02/03/25	01/27/25	01/27/25	BUY	15,000,000	14,987,371	0	14,987,371	0
LA FAYETTE ASSET SECPABS4	04/15/25	01/13/25	01/13/25	BUY	50,000,000	49,436,500	0	49,436,500	0
LA FAYETTE ASSET SECPABS4	04/21/25	01/13/25	01/13/25	BUY	30,000,000	29,639,850	0	29,639,850	0
LMA-AMERICAS LLC CPCPABS4	04/04/25	01/10/25	01/10/25	BUY	1,100,000	1,088,707	0	1,088,707	0
LMA-AMERICAS LLC CPCPABS4	04/04/25	01/10/25	01/10/25	BUY	50,000,000	49,486,667	0	49,486,667	0
LMA-AMERICAS LLC CPCPABS4	04/08/25	01/07/25	01/07/25	BUY	45,000,000	44,498,363	0	44,498,363	0
LMA-AMERICAS LLC CPCPABS4	04/08/25	01/08/25	01/08/25	BUY	33,000,000	32,636,175	0	32,636,175	0
LMA-AMERICAS LLC CPCPABS4	04/09/25	01/08/25	01/08/25	BUY	25,000,000	24,721,313	0	24,721,313	0
LMA-AMERICAS LLC CPCPABS4	04/10/25	01/07/25	01/07/25	BUY	50,000,000	49,430,375	0	49,430,375	0
LMA-AMERICAS LLC CPCPABS4	04/10/25	01/07/25	01/07/25	BUY	1,150,000	1,136,899	0	1,136,899	0
LMA-AMERICAS LLC CPCPABS4	04/11/25	01/06/25	01/06/25	BUY	50,000,000	49,416,806	0	49,416,806	0
LMA-AMERICAS LLC CPCPABS4	04/11/25	01/06/25	01/06/25	BUY	1,100,000	1,087,170	0	1,087,170	0
LMA-AMERICAS LLC CPCPABS4	04/14/25	01/10/25	01/13/25	BUY	50,000,000	49,443,889	0	49,443,889	0
LMA-AMERICAS LLC CPCPABS4	04/22/25	01/14/25	01/14/25	BUY	30,350,000	29,985,648	0	29,985,648	0
LONGSHIP FUNDING LLCPABS4	01/28/25	01/21/25	01/21/25	BUY	50,000,000	49,957,903	0	49,957,903	0
LONGSHIP FUNDING LLCPABS4	01/28/25	01/21/25	01/21/25	BUY	10,000,000	9,991,581	0	9,991,581	0

## TRADING ACTIVITY FOR JANUARY 2025

Description	Maturity Date	Trade Date	Settle Date	event type	Par or Shares	Principal	Traded Interest	Settlement Amount	Realized Gain(Loss)
LONGSHIP FUNDING LLC PABS4	02/03/25	01/27/25	01/27/25	BUY	50,000,000	49,957,903	0	49,957,903	0
LONGSHIP FUNDING LLC PABS4	03/07/25	01/08/25	01/08/25	BUY	50,000,000	49,647,972	0	49,647,972	0
LONGSHIP FUNDING LLC PABS4	03/07/25	01/08/25	01/08/25	BUY	50,000,000	49,647,972	0	49,647,972	0
LONGSHIP FUNDING LLC PABS4	03/20/25	01/30/25	01/30/25	BUY	30,000,000	29,821,558	0	29,821,558	0
LONGSHIP FUNDING LLC PABS4	03/20/25	01/31/25	01/31/25	BUY	50,000,000	49,709,333	0	49,709,333	0
LONGSHIP FUNDING LLC PABS4	03/20/25	01/31/25	01/31/25	BUY	50,000,000	49,709,333	0	49,709,333	0
LONGSHIP FUNDING LLC PABS4	03/20/25	01/31/25	01/31/25	BUY	50,000,000	49,709,333	0	49,709,333	0
MUFG BANK LTD, CDYACDYAN	01/14/25	01/07/25	01/07/25	BUY	50,000,000	50,000,000	0	50,000,000	0
MUFG BANK LTD, CDYACDYAN	01/14/25	01/07/25	01/07/25	BUY	50,000,000	50,000,000	0	50,000,000	0
MUFG BANK LTD, CDYACDYAN	01/14/25	01/07/25	01/07/25	BUY	50,000,000	50,000,000	0	50,000,000	0
MUFG BANK LTD, CDYACDYAN	01/21/25	01/14/25	01/14/25	BUY	50,000,000	50,000,000	0	50,000,000	0
MUFG BANK LTD, CDYACDYAN	01/21/25	01/14/25	01/14/25	BUY	50,000,000	50,000,000	0	50,000,000	0
MUFG BANK LTD, CDYACDYAN	01/21/25	01/14/25	01/14/25	BUY	50,000,000	50,000,000	0	50,000,000	0
MUFG BANK LTD, CDYACDYAN	01/28/25	01/21/25	01/21/25	BUY	50,000,000	50,000,000	0	50,000,000	0
MUFG BANK LTD, CDYACDYAN	01/28/25	01/21/25	01/21/25	BUY	50,000,000	50,000,000	0	50,000,000	0
MUFG BANK LTD, CDYACDYAN	02/04/25	01/28/25	01/28/25	BUY	50,000,000	50,000,000	0	50,000,000	0
MUFG BANK LTD, CDYACDYAN	02/04/25	01/28/25	01/28/25	BUY	50,000,000	50,000,000	0	50,000,000	0
MATCHPOINT FINANCE CPABS4	01/08/25	01/07/25	01/07/25	BUY	50,000,000	49,993,986	0	49,993,986	0
MATCHPOINT FINANCE CPABS4	01/08/25	01/07/25	01/07/25	BUY	25,000,000	24,996,993	0	24,996,993	0
MATCHPOINT FINANCE CPABS4	01/09/25	01/08/25	01/08/25	BUY	50,000,000	49,993,986	0	49,993,986	0
MATCHPOINT FINANCE CPABS4	01/09/25	01/08/25	01/08/25	BUY	50,000,000	49,993,986	0	49,993,986	0
MATCHPOINT FINANCE CPABS4	01/09/25	01/08/25	01/08/25	BUY	50,000,000	49,993,986	0	49,993,986	0
MATCHPOINT FINANCE CPABS4	01/10/25	01/09/25	01/09/25	BUY	50,000,000	49,993,986	0	49,993,986	0
MATCHPOINT FINANCE CPABS4	01/10/25	01/09/25	01/09/25	BUY	50,000,000	49,993,986	0	49,993,986	0
MATCHPOINT FINANCE CPABS4	01/10/25	01/09/25	01/09/25	BUY	50,000,000	49,993,986	0	49,993,986	0
MATCHPOINT FINANCE CPABS4	01/13/25	01/10/25	01/10/25	BUY	50,000,000	49,981,958	0	49,981,958	0
MATCHPOINT FINANCE CPABS4	01/13/25	01/10/25	01/10/25	BUY	50,000,000	49,981,958	0	49,981,958	0
MATCHPOINT FINANCE CPABS4	01/13/25	01/10/25	01/10/25	BUY	50,000,000	49,981,958	0	49,981,958	0
MATCHPOINT FINANCE CPABS4	01/14/25	01/13/25	01/13/25	BUY	50,000,000	49,993,986	0	49,993,986	0
MATCHPOINT FINANCE CPABS4	01/17/25	01/16/25	01/16/25	BUY	50,000,000	49,993,986	0	49,993,986	0
MATCHPOINT FINANCE CPABS4	01/17/25	01/16/25	01/16/25	BUY	50,000,000	49,993,986	0	49,993,986	0
MATCHPOINT FINANCE CPABS4	01/21/25	01/17/25	01/17/25	BUY	50,000,000	49,975,944	0	49,975,944	0
MATCHPOINT FINANCE CPABS4	01/21/25	01/17/25	01/17/25	BUY	50,000,000	49,975,944	0	49,975,944	0
MATCHPOINT FINANCE CPABS4	01/23/25	01/22/25	01/22/25	BUY	50,000,000	49,993,986	0	49,993,986	0
MATCHPOINT FINANCE CPABS4	01/23/25	01/22/25	01/22/25	BUY	50,000,000	49,993,986	0	49,993,986	0
MATCHPOINT FINANCE CPABS4	01/28/25	01/27/25	01/27/25	BUY	50,000,000	49,993,986	0	49,993,986	0
MATCHPOINT FINANCE CPABS4	01/28/25	01/27/25	01/27/25	BUY	48,000,000	47,994,227	0	47,994,227	0
MATCHPOINT FINANCE CPABS4	02/03/25	01/03/25	01/03/25	BUY	35,000,000	34,867,690	0	34,867,690	0
MATCHPOINT FINANCE CPABS4	02/13/25	01/13/25	01/13/25	BUY	50,000,000	49,812,278	0	49,812,278	0
MATCHPOINT FINANCE CPABS4	02/13/25	01/13/25	01/13/25	BUY	50,000,000	49,812,278	0	49,812,278	0
MATCHPOINT FINANCE CPABS4	04/07/25	01/03/25	01/06/25	BUY	50,000,000	49,440,097	0	49,440,097	0
MUFG BANK LTD, CPCP	05/01/25	01/29/25	01/29/25	BUY	50,000,000	49,440,333	0	49,440,333	0
MUFG BANK LTD, CPCP	05/01/25	01/29/25	01/29/25	BUY	50,000,000	49,440,333	0	49,440,333	0
MUFG BANK LTD, CPCP	05/01/25	01/29/25	01/29/25	BUY	50,000,000	49,440,333	0	49,440,333	0
MUFG BANK LTD, CPCP	05/01/25	01/29/25	01/29/25	BUY	50,000,000	49,440,333	0	49,440,333	0
NATIONAL BANK OF CACP4-2	01/09/26	01/10/25	01/10/25	BUY	50,000,000	47,826,111	0	47,826,111	0
NATIONAL BANK OF CACP4-2	01/09/26	01/10/25	01/10/25	BUY	50,000,000	47,826,111	0	47,826,111	0
NATIONAL BANK OF CACP4-2	01/09/26	01/10/25	01/10/25	BUY	25,000,000	23,913,056	0	23,913,056	0
NATIONAL BANK OF CACP4-2	01/20/26	01/17/25	01/21/25	BUY	50,000,000	47,823,583	0	47,823,583	0
NATIONAL BANK OF CACP4-2	01/20/26	01/17/25	01/21/25	BUY	50,000,000	47,823,583	0	47,823,583	0
NATIONAL BANK OF CACP4-2	01/20/26	01/17/25	01/21/25	BUY	50,000,000	47,823,583	0	47,823,583	0
NATIONAL BANK OF CACP4-2	01/20/26	01/17/25	01/21/25	BUY	30,000,000	28,694,150	0	28,694,150	0
NATIONAL BANK OF CACP4-2	01/20/26	01/22/25	01/22/25	BUY	50,000,000	47,829,563	0	47,829,563	0
NATIONAL BANK OF CACP4-2	01/20/26	01/22/25	01/22/25	BUY	12,000,000	11,479,095	0	11,479,095	0
NATIONWIDE BUILDINGCP4-2	01/10/25	01/03/25	01/03/25	BUY	50,000,000	49,957,854	0	49,957,854	0
NATIONWIDE BUILDINGCP4-2	01/10/25	01/03/25	01/03/25	BUY	50,000,000	49,957,854	0	49,957,854	0
NATIONWIDE BUILDINGCP4-2	01/10/25	01/03/25	01/03/25	BUY	50,000,000	49,957,854	0	49,957,854	0
NATIONWIDE BUILDINGCP4-2	01/17/25	01/10/25	01/10/25	BUY	50,000,000	49,957,951	0	49,957,951	0
NATIONWIDE BUILDINGCP4-2	01/17/25	01/10/25	01/10/25	BUY	50,000,000	49,957,951	0	49,957,951	0



# TRADING ACTIVITY FOR JANUARY 2025

Description	Maturity Date	Trade Date	Settle Date	event type	Par or Shares	Principal	Traded Interest	Settlement Amount	Realized Gain(Loss)
TRUIST BANK CDCD	05/23/25	01/24/25	01/24/25	BUY	50,000,000	50,000,000	0	50,000,000	0
TRUIST BANK CDCD	05/23/25	01/24/25	01/24/25	BUY	35,000,000	35,000,000	0	35,000,000	0
TRUIST BANK CDCD	05/23/25	01/24/25	01/24/25	BUY	50,000,000	50,000,000	0	50,000,000	0
TRUIST BANK CDCD	05/01/25	01/28/25	01/28/25	BUY	50,000,000	50,000,000	0	50,000,000	0
TRUIST BANK CDCD	04/09/25	01/31/25	01/31/25	BUY	50,000,000	50,000,000	0	50,000,000	0
TRUIST BANK CDCD	04/09/25	01/31/25	01/31/25	BUY	50,000,000	50,000,000	0	50,000,000	0
TRUIST BANK CDCD	04/09/25	01/31/25	01/31/25	BUY	50,000,000	50,000,000	0	50,000,000	0
TRUIST BANK CDCD	04/09/25	01/31/25	01/31/25	BUY	50,000,000	50,000,000	0	50,000,000	0
TRUIST BANK CDCD	04/09/25	01/31/25	01/31/25	BUY	50,000,000	50,000,000	0	50,000,000	0
TRUIST BANK CDCD	04/09/25	01/31/25	01/31/25	BUY	50,000,000	50,000,000	0	50,000,000	0
UNITEDHEALTH GROUP,CP4-2	01/16/25	01/15/25	01/15/25	BUY	50,000,000	49,993,986	0	49,993,986	0
UNITEDHEALTH GROUP,CP4-2	01/16/25	01/15/25	01/15/25	BUY	50,000,000	49,993,986	0	49,993,986	0
UNITEDHEALTH GROUP,CP4-2	01/16/25	01/15/25	01/15/25	BUY	50,000,000	49,993,986	0	49,993,986	0
UNITEDHEALTH GROUP,CP4-2	01/16/25	01/15/25	01/15/25	BUY	14,000,000	13,998,316	0	13,998,316	0
UNITEDHEALTH GROUP,CP4-2	01/21/25	01/17/25	01/17/25	BUY	50,000,000	49,975,944	0	49,975,944	0
UNITEDHEALTH GROUP,CP4-2	01/21/25	01/17/25	01/17/25	BUY	50,000,000	49,975,944	0	49,975,944	0
UNITEDHEALTH GROUP,CP4-2	01/21/25	01/17/25	01/17/25	BUY	50,000,000	49,975,944	0	49,975,944	0
UNITEDHEALTH GROUP,CP4-2	01/21/25	01/17/25	01/17/25	BUY	35,000,000	34,983,161	0	34,983,161	0
UNITEDHEALTH GROUP,CP4-2	01/22/25	01/21/25	01/21/25	BUY	50,000,000	49,993,986	0	49,993,986	0
UNITEDHEALTH GROUP,CP4-2	01/22/25	01/21/25	01/21/25	BUY	38,000,000	37,995,429	0	37,995,429	0
UNITEDHEALTH GROUP,CP4-2	01/30/25	01/23/25	01/23/25	BUY	50,000,000	49,957,806	0	49,957,806	0
UNITEDHEALTH GROUP,CP4-2	01/30/25	01/23/25	01/23/25	BUY	50,000,000	49,957,806	0	49,957,806	0
UNITEDHEALTH GROUP,CP4-2	01/30/25	01/23/25	01/23/25	BUY	50,000,000	49,957,806	0	49,957,806	0
UNITEDHEALTH GROUP,CP4-2	01/30/25	01/23/25	01/23/25	BUY	14,000,000	13,988,186	0	13,988,186	0
UNITEDHEALTH GROUP,CP4-2	01/30/25	01/23/25	01/23/25	BUY	50,000,000	49,957,806	0	49,957,806	0
UNITEDHEALTH GROUP,CP4-2	01/30/25	01/23/25	01/23/25	BUY	50,000,000	49,957,806	0	49,957,806	0
UNITEDHEALTH GROUP,CP4-2	01/30/25	01/23/25	01/23/25	BUY	50,000,000	49,957,806	0	49,957,806	0
UNITEDHEALTH GROUP,CP4-2	01/30/25	01/23/25	01/23/25	BUY	50,000,000	49,957,806	0	49,957,806	0
UNITEDHEALTH GROUP,CP4-2	01/31/25	01/30/25	01/30/25	BUY	50,000,000	49,993,986	0	49,993,986	0
UNITEDHEALTH GROUP,CP4-2	01/31/25	01/30/25	01/30/25	BUY	50,000,000	49,993,986	0	49,993,986	0
UNITEDHEALTH GROUP,CP4-2	01/31/25	01/30/25	01/30/25	BUY	5,000,000	4,999,399	0	4,999,399	0
VICTORY RECEIVABLESCPABS4	04/02/25	01/03/25	01/03/25	BUY	50,000,000	49,451,167	0	49,451,167	0
VICTORY RECEIVABLESCPABS4	04/02/25	01/03/25	01/03/25	BUY	50,000,000	49,451,167	0	49,451,167	0
VICTORY RECEIVABLESCPABS4	04/02/25	01/03/25	01/03/25	BUY	50,000,000	49,451,167	0	49,451,167	0
VICTORY RECEIVABLESCPABS4	04/02/25	01/03/25	01/03/25	BUY	50,000,000	49,451,167	0	49,451,167	0
VICTORY RECEIVABLESCPABS4	04/02/25	01/03/25	01/03/25	BUY	24,500,000	24,231,072	0	24,231,072	0
VICTORY RECEIVABLESCPABS4	04/03/25	01/02/25	01/02/25	BUY	50,000,000	49,438,833	0	49,438,833	0
VICTORY RECEIVABLESCPABS4	04/03/25	01/02/25	01/02/25	BUY	47,000,000	46,472,503	0	46,472,503	0
VICTORY RECEIVABLESCPABS4	04/11/25	01/02/25	01/02/25	BUY	50,000,000	49,389,500	0	49,389,500	0
VICTORY RECEIVABLESCPABS4	04/11/25	01/02/25	01/02/25	BUY	35,000,000	34,572,650	0	34,572,650	0
VICTORY RECEIVABLESCPABS4	04/11/25	01/02/25	01/02/25	BUY	50,000,000	49,389,500	0	49,389,500	0
VICTORY RECEIVABLESCPABS4	04/11/25	01/02/25	01/02/25	BUY	50,000,000	49,389,500	0	49,389,500	0
VICTORY RECEIVABLESCPABS4	05/02/25	01/30/25	01/31/25	BUY	50,000,000	49,446,417	0	49,446,417	0
VICTORY RECEIVABLESCPABS4	05/02/25	01/30/25	01/31/25	BUY	20,000,000	19,778,567	0	19,778,567	0
DREYFUS GOVT CASH MGMT FUND	02/01/27	01/02/25	01/02/25	BUY	7,626,791	7,626,791	0	7,626,791	0
DREYFUS GOVT CASH MGMT FUND	02/01/27	01/06/25	01/06/25	BUY	9,630,986	9,630,986	0	9,630,986	0
DREYFUS GOVT CASH MGMT FUND	02/01/27	01/08/25	01/08/25	BUY	2,685,886	2,685,886	0	2,685,886	0
DREYFUS GOVT CASH MGMT FUND	02/01/27	01/13/25	01/13/25	BUY	2,280,065	2,280,065	0	2,280,065	0
DREYFUS GOVT CASH MGMT FUND	02/01/27	01/15/25	01/15/25	BUY	3,005,341	3,005,341	0	3,005,341	0
DREYFUS GOVT CASH MGMT FUND	02/01/27	01/17/25	01/17/25	BUY	4,551,146	4,551,146	0	4,551,146	0
DREYFUS GOVT CASH MGMT FUND	02/01/27	01/21/25	01/21/25	BUY	964,273	964,273	0	964,273	0
DREYFUS GOVT CASH MGMT FUND	02/01/27	01/22/25	01/22/25	BUY	772,872	772,872	0	772,872	0
DREYFUS GOVT CASH MGMT FUND	02/01/27	01/27/25	01/27/25	BUY	5,213,903	5,213,903	0	5,213,903	0
DREYFUS GOVT CASH MGMT FUND	02/01/27	01/29/25	01/29/25	BUY	972,998	972,998	0	972,998	0
DREYFUS GOVT CASH MGMT FUND	02/01/27	01/31/25	01/31/25	BUY	1,122,634	1,122,634	0	1,122,634	0
MIZUHO TRIPARTY	01/03/25	01/02/25	01/02/25	BUY	500,000,000	500,000,000	0	500,000,000	0
HSBC TRIPARTY	01/03/25	01/02/25	01/02/25	BUY	100,000,000	100,000,000	0	100,000,000	0
BANK OF AMERICA TRIPARTY	01/03/25	01/02/25	01/02/25	BUY	1,961,000,000	1,961,000,000	0	1,961,000,000	0
MIZUHO TRIPARTY	01/06/25	01/03/25	01/03/25	BUY	500,000,000	500,000,000	0	500,000,000	0
HSBC TRIPARTY	01/06/25	01/03/25	01/03/25	BUY	100,000,000	100,000,000	0	100,000,000	0
BANK OF AMERICA TRIPARTY	01/06/25	01/03/25	01/03/25	BUY	1,776,000,000	1,776,000,000	0	1,776,000,000	0

# TRADING ACTIVITY FOR JANUARY 2025

Description	Maturity Date	Trade Date	Settle Date	event type	Par or Shares	Principal	Traded Interest	Settlement Amount	Realized Gain(Loss)
MIZUHO TRIPARTY	01/07/25	01/06/25	01/06/25	BUY	500,000,000	500,000,000	0	500,000,000	0
HSBC TRIPARTY	01/07/25	01/06/25	01/06/25	BUY	100,000,000	100,000,000	0	100,000,000	0
BANK OF AMERICA TRIPARTY	01/07/25	01/06/25	01/06/25	BUY	909,000,000	909,000,000	0	909,000,000	0
MIZUHO TRIPARTY	01/08/25	01/07/25	01/07/25	BUY	500,000,000	500,000,000	0	500,000,000	0
HSBC TRIPARTY	01/08/25	01/07/25	01/07/25	BUY	100,000,000	100,000,000	0	100,000,000	0
BANK OF AMERICA TRIPARTY	01/08/25	01/07/25	01/07/25	BUY	855,000,000	855,000,000	0	855,000,000	0
MIZUHO TRIPARTY	01/09/25	01/08/25	01/08/25	BUY	150,000,000	150,000,000	0	150,000,000	0
HSBC TRIPARTY	01/09/25	01/08/25	01/08/25	BUY	100,000,000	100,000,000	0	100,000,000	0
BANK OF AMERICA TRIPARTY	01/09/25	01/08/25	01/08/25	BUY	296,000,000	296,000,000	0	296,000,000	0
MIZUHO TRIPARTY	01/10/25	01/09/25	01/09/25	BUY	500,000,000	500,000,000	0	500,000,000	0
HSBC TRIPARTY	01/10/25	01/09/25	01/09/25	BUY	100,000,000	100,000,000	0	100,000,000	0
BANK OF AMERICA TRIPARTY	01/10/25	01/09/25	01/09/25	BUY	1,942,000,000	1,942,000,000	0	1,942,000,000	0
MIZUHO TRIPARTY	01/13/25	01/10/25	01/10/25	BUY	500,000,000	500,000,000	0	500,000,000	0
HSBC TRIPARTY	01/13/25	01/10/25	01/10/25	BUY	100,000,000	100,000,000	0	100,000,000	0
BANK OF AMERICA TRIPARTY	01/13/25	01/10/25	01/10/25	BUY	403,000,000	403,000,000	0	403,000,000	0
MIZUHO TRIPARTY	01/14/25	01/13/25	01/13/25	BUY	500,000,000	500,000,000	0	500,000,000	0
HSBC TRIPARTY	01/14/25	01/13/25	01/13/25	BUY	100,000,000	100,000,000	0	100,000,000	0
BANK OF AMERICA TRIPARTY	01/14/25	01/13/25	01/13/25	BUY	587,000,000	587,000,000	0	587,000,000	0
MIZUHO TRIPARTY	01/15/25	01/14/25	01/14/25	BUY	500,000,000	500,000,000	0	500,000,000	0
HSBC TRIPARTY	01/15/25	01/14/25	01/14/25	BUY	100,000,000	100,000,000	0	100,000,000	0
BANK OF AMERICA TRIPARTY	01/15/25	01/14/25	01/14/25	BUY	240,000,000	240,000,000	0	240,000,000	0
MIZUHO TRIPARTY	01/16/25	01/15/25	01/15/25	BUY	500,000,000	500,000,000	0	500,000,000	0
HSBC TRIPARTY	01/16/25	01/15/25	01/15/25	BUY	100,000,000	100,000,000	0	100,000,000	0
BANK OF AMERICA TRIPARTY	01/16/25	01/15/25	01/15/25	BUY	365,000,000	365,000,000	0	365,000,000	0
MIZUHO TRIPARTY	01/17/25	01/16/25	01/16/25	BUY	500,000,000	500,000,000	0	500,000,000	0
HSBC TRIPARTY	01/17/25	01/16/25	01/16/25	BUY	100,000,000	100,000,000	0	100,000,000	0
BANK OF AMERICA TRIPARTY	01/17/25	01/16/25	01/16/25	BUY	332,000,000	332,000,000	0	332,000,000	0
MIZUHO TRIPARTY	01/21/25	01/17/25	01/17/25	BUY	500,000,000	500,000,000	0	500,000,000	0
HSBC TRIPARTY	01/21/25	01/17/25	01/17/25	BUY	100,000,000	100,000,000	0	100,000,000	0
BANK OF AMERICA TRIPARTY	01/21/25	01/17/25	01/17/25	BUY	431,000,000	431,000,000	0	431,000,000	0
MIZUHO TRIPARTY	01/22/25	01/21/25	01/21/25	BUY	500,000,000	500,000,000	0	500,000,000	0
HSBC TRIPARTY	01/22/25	01/21/25	01/21/25	BUY	100,000,000	100,000,000	0	100,000,000	0
BANK OF AMERICA TRIPARTY	01/22/25	01/21/25	01/21/25	BUY	407,000,000	407,000,000	0	407,000,000	0
MIZUHO TRIPARTY	01/23/25	01/22/25	01/22/25	BUY	450,000,000	450,000,000	0	450,000,000	0
HSBC TRIPARTY	01/23/25	01/22/25	01/22/25	BUY	100,000,000	100,000,000	0	100,000,000	0
BANK OF AMERICA TRIPARTY	01/23/25	01/22/25	01/22/25	BUY	50,000,000	50,000,000	0	50,000,000	0
MIZUHO TRIPARTY	01/24/25	01/23/25	01/23/25	BUY	500,000,000	500,000,000	0	500,000,000	0
HSBC TRIPARTY	01/24/25	01/23/25	01/23/25	BUY	100,000,000	100,000,000	0	100,000,000	0
BANK OF AMERICA TRIPARTY	01/24/25	01/23/25	01/23/25	BUY	2,107,000,000	2,107,000,000	0	2,107,000,000	0
MIZUHO TRIPARTY	01/27/25	01/24/25	01/24/25	BUY	500,000,000	500,000,000	0	500,000,000	0
HSBC TRIPARTY	01/27/25	01/24/25	01/24/25	BUY	100,000,000	100,000,000	0	100,000,000	0
BANK OF AMERICA TRIPARTY	01/27/25	01/24/25	01/24/25	BUY	1,589,000,000	1,589,000,000	0	1,589,000,000	0
MIZUHO TRIPARTY	01/28/25	01/27/25	01/27/25	BUY	500,000,000	500,000,000	0	500,000,000	0
HSBC TRIPARTY	01/28/25	01/27/25	01/27/25	BUY	100,000,000	100,000,000	0	100,000,000	0
BANK OF AMERICA TRIPARTY	01/28/25	01/27/25	01/27/25	BUY	1,887,000,000	1,887,000,000	0	1,887,000,000	0
MIZUHO TRIPARTY	01/29/25	01/28/25	01/28/25	BUY	500,000,000	500,000,000	0	500,000,000	0
HSBC TRIPARTY	01/29/25	01/28/25	01/28/25	BUY	100,000,000	100,000,000	0	100,000,000	0
BANK OF AMERICA TRIPARTY	01/29/25	01/28/25	01/28/25	BUY	1,773,000,000	1,773,000,000	0	1,773,000,000	0
MIZUHO TRIPARTY	01/30/25	01/29/25	01/29/25	BUY	500,000,000	500,000,000	0	500,000,000	0
HSBC TRIPARTY	01/30/25	01/29/25	01/29/25	BUY	100,000,000	100,000,000	0	100,000,000	0
BANK OF AMERICA TRIPARTY	01/30/25	01/29/25	01/29/25	BUY	1,729,000,000	1,729,000,000	0	1,729,000,000	0
MIZUHO TRIPARTY	01/31/25	01/30/25	01/30/25	BUY	500,000,000	500,000,000	0	500,000,000	0
HSBC TRIPARTY	01/31/25	01/30/25	01/30/25	BUY	100,000,000	100,000,000	0	100,000,000	0
BANK OF AMERICA TRIPARTY	01/31/25	01/30/25	01/30/25	BUY	1,443,000,000	1,443,000,000	0	1,443,000,000	0
MIZUHO TRIPARTY	02/03/25	01/31/25	01/31/25	BUY	500,000,000	500,000,000	0	500,000,000	0
HSBC TRIPARTY	02/03/25	01/31/25	01/31/25	BUY	100,000,000	100,000,000	0	100,000,000	0
BANK OF AMERICA TRIPARTY	02/03/25	01/31/25	01/31/25	BUY	2,231,000,000	2,231,000,000	0	2,231,000,000	0
SUMITOMO MITSUI TRUECD	05/12/25	01/28/25	01/31/25	BUY	100,000,000	98,764,186	0	98,764,186	0
					51,312,195,894	51,259,443,141	0	51,259,443,141	0

## TRADING ACTIVITY FOR JANUARY 2025

Description	Maturity Date	Trade Date	Settle Date	event type	Par or Shares	Principal	Traded Interest	Settlement Amount	Realized Gain(Loss)
ANGLESEA FUNDING LLC	03/14/25	01/08/25	01/08/25	CA_CASH_CLOSE	145,000,000	145,000,000	407,088	145,407,088	0
COLLATERALIZED COMMERCIAL PAPER V CO LLC	04/01/25	01/02/25	01/02/25	CA_CASH_CLOSE	100,000,000	100,000,000	0	100,000,000	0
OLD LINE FUNDING LLC	03/05/25	01/23/25	01/23/25	CA_CASH_CLOSE	90,000,000	90,000,000	193,100	90,193,100	0
					335,000,000	335,000,000	600,188	335,600,188	0
AUSTRALIA AND NEW ZEALAND BANKING GROUP LTD.	01/29/25	01/22/25	01/22/25	DEPOSIT	1,675,000,000	1,675,000,000	0	1,675,000,000	0
ABN AMRO BANK N.V.	01/27/25	01/22/25	01/22/25	DEPOSIT	1,675,000,000	1,675,000,000	0	1,675,000,000	0
RABOBANK NEW YORK	01/29/25	01/22/25	01/22/25	DEPOSIT	700,000,000	700,000,000	0	700,000,000	0
CREDIT INDUSTRIEL ET COMMERCIAL, NEW YORK BRANCH	01/23/25	01/22/25	01/22/25	DEPOSIT	1,650,000,000	1,650,000,000	0	1,650,000,000	0
NORDEA BANK ABP	01/23/25	01/22/25	01/22/25	DEPOSIT	700,000,000	700,000,000	0	700,000,000	0
MIZUHO BANK, LTD., CANADA BRANCH	01/23/25	01/22/25	01/22/25	DEPOSIT	1,550,000,000	1,550,000,000	0	1,550,000,000	0
DNB BANK ASA NEW YORK	01/23/25	01/22/25	01/22/25	DEPOSIT	1,650,000,000	1,650,000,000	0	1,650,000,000	0
NORDEA BANK ABP	01/24/25	01/23/25	01/23/25	DEPOSIT	500,000,000	500,000,000	0	500,000,000	0
MIZUHO BANK, LTD., CANADA BRANCH	01/24/25	01/23/25	01/23/25	DEPOSIT	1,500,000,000	1,500,000,000	0	1,500,000,000	0
DNB BANK ASA NEW YORK	01/24/25	01/23/25	01/23/25	DEPOSIT	1,500,000,000	1,500,000,000	0	1,500,000,000	0
MIZUHO BANK, LTD., CANADA BRANCH	01/27/25	01/24/25	01/24/25	DEPOSIT	1,550,000,000	1,550,000,000	0	1,550,000,000	0
DNB BANK ASA NEW YORK	01/27/25	01/24/25	01/24/25	DEPOSIT	1,650,000,000	1,650,000,000	0	1,650,000,000	0
NORDEA BANK ABP	01/27/25	01/24/25	01/24/25	DEPOSIT	1,000,000,000	1,000,000,000	0	1,000,000,000	0
ABN AMRO BANK N.V.	02/03/25	01/27/25	01/27/25	DEPOSIT	1,675,000,000	1,675,000,000	0	1,675,000,000	0
NORDEA BANK ABP	01/28/25	01/27/25	01/27/25	DEPOSIT	950,000,000	950,000,000	0	950,000,000	0
DNB BANK ASA NEW YORK	01/28/25	01/27/25	01/27/25	DEPOSIT	1,500,000,000	1,500,000,000	0	1,500,000,000	0
MIZUHO BANK, LTD., CANADA BRANCH	01/28/25	01/27/25	01/27/25	DEPOSIT	1,500,000,000	1,500,000,000	0	1,500,000,000	0
RABOBANK NEW YORK	02/04/25	01/28/25	01/28/25	DEPOSIT	990,000,000	990,000,000	0	990,000,000	0
MIZUHO BANK, LTD., CANADA BRANCH	01/29/25	01/28/25	01/28/25	DEPOSIT	1,500,000,000	1,500,000,000	0	1,500,000,000	0
NORDEA BANK ABP	01/29/25	01/28/25	01/28/25	DEPOSIT	1,000,000,000	1,000,000,000	0	1,000,000,000	0
DNB BANK ASA NEW YORK	01/29/25	01/28/25	01/28/25	DEPOSIT	1,600,000,000	1,600,000,000	0	1,600,000,000	0
CREDIT INDUSTRIEL ET COMMERCIAL, NEW YORK BRANCH	01/29/25	01/28/25	01/28/25	DEPOSIT	800,000,000	800,000,000	0	800,000,000	0
AUSTRALIA AND NEW ZEALAND BANKING GROUP LTD.	02/05/25	01/29/25	01/29/25	DEPOSIT	1,700,000,000	1,700,000,000	0	1,700,000,000	0
RABOBANK NEW YORK	02/05/25	01/29/25	01/29/25	DEPOSIT	700,000,000	700,000,000	0	700,000,000	0
DNB BANK ASA NEW YORK	01/30/25	01/29/25	01/29/25	DEPOSIT	1,650,000,000	1,650,000,000	0	1,650,000,000	0
NORDEA BANK ABP	01/30/25	01/29/25	01/29/25	DEPOSIT	1,000,000,000	1,000,000,000	0	1,000,000,000	0
MIZUHO BANK, LTD., CANADA BRANCH	01/30/25	01/29/25	01/29/25	DEPOSIT	1,550,000,000	1,550,000,000	0	1,550,000,000	0
CREDIT INDUSTRIEL ET COMMERCIAL, NEW YORK BRANCH	01/30/25	01/29/25	01/29/25	DEPOSIT	200,000,000	200,000,000	0	200,000,000	0
DNB BANK ASA NEW YORK	01/31/25	01/30/25	01/30/25	DEPOSIT	1,675,000,000	1,675,000,000	0	1,675,000,000	0
CREDIT INDUSTRIEL ET COMMERCIAL, NEW YORK BRANCH	01/31/25	01/30/25	01/30/25	DEPOSIT	500,000,000	500,000,000	0	500,000,000	0
NORDEA BANK ABP	01/31/25	01/30/25	01/30/25	DEPOSIT	1,000,000,000	1,000,000,000	0	1,000,000,000	0
MIZUHO BANK, LTD., CANADA BRANCH	01/31/25	01/30/25	01/30/25	DEPOSIT	1,550,000,000	1,550,000,000	0	1,550,000,000	0
MIZUHO BANK, LTD., CANADA BRANCH	02/03/25	01/31/25	01/31/25	DEPOSIT	1,550,000,000	1,550,000,000	0	1,550,000,000	0
NORDEA BANK ABP	02/03/25	01/31/25	01/31/25	DEPOSIT	980,000,000	980,000,000	0	980,000,000	0
DNB BANK ASA NEW YORK	02/03/25	01/31/25	01/31/25	DEPOSIT	1,675,000,000	1,675,000,000	0	1,675,000,000	0
AUSTRALIA AND NEW ZEALAND BANKING GROUP LTD.	01/08/25	01/02/25	01/02/25	DEPOSIT	1,600,000,000	1,600,000,000	0	1,600,000,000	0
RABOBANK NEW YORK	01/08/25	01/02/25	01/02/25	DEPOSIT	670,000,000	670,000,000	0	670,000,000	0
ABN AMRO BANK N.V.	01/08/25	01/02/25	01/02/25	DEPOSIT	1,600,000,000	1,600,000,000	0	1,600,000,000	0
MIZUHO BANK, LTD., CANADA BRANCH	01/03/25	01/02/25	01/02/25	DEPOSIT	1,500,000,000	1,500,000,000	0	1,500,000,000	0
NORDEA BANK ABP	01/03/25	01/02/25	01/02/25	DEPOSIT	1,050,000,000	1,050,000,000	0	1,050,000,000	0
MIZUHO BANK, LTD., CANADA BRANCH	01/06/25	01/03/25	01/03/25	DEPOSIT	1,495,000,000	1,495,000,000	0	1,495,000,000	0
NORDEA BANK ABP	01/06/25	01/03/25	01/03/25	DEPOSIT	1,000,000,000	1,000,000,000	0	1,000,000,000	0
RABOBANK NEW YORK	01/13/25	01/06/25	01/06/25	DEPOSIT	950,000,000	950,000,000	0	950,000,000	0
MIZUHO BANK, LTD., CANADA BRANCH	01/07/25	01/06/25	01/06/25	DEPOSIT	1,500,000,000	1,500,000,000	0	1,500,000,000	0
NORDEA BANK ABP	01/07/25	01/06/25	01/06/25	DEPOSIT	1,000,000,000	1,000,000,000	0	1,000,000,000	0
DNB BANK ASA NEW YORK	01/07/25	01/06/25	01/06/25	DEPOSIT	1,500,000,000	1,500,000,000	0	1,500,000,000	0
MIZUHO BANK, LTD., CANADA BRANCH	01/08/25	01/07/25	01/07/25	DEPOSIT	1,495,000,000	1,495,000,000	0	1,495,000,000	0
DNB BANK ASA NEW YORK	01/08/25	01/07/25	01/07/25	DEPOSIT	1,600,000,000	1,600,000,000	0	1,600,000,000	0

## TRADING ACTIVITY FOR JANUARY 2025

Description	Maturity Date	Trade Date	Settle Date	event type	Par or Shares	Principal	Traded Interest	Settlement Amount	Realized Gain(Loss)
NORDEA BANK ABP	01/08/25	01/07/25	01/07/25	DEPOSIT	1,100,000,000	1,100,000,000	0	1,100,000,000	0
CREDIT INDUSTRIEL ET COMMERCIAL, NEW YORK BRANCH	01/08/25	01/07/25	01/07/25	DEPOSIT	600,000,000	600,000,000	0	600,000,000	0
AUSTRALIA AND NEW ZEALAND BANKING GROUP LTD.	01/15/25	01/08/25	01/08/25	DEPOSIT	1,650,000,000	1,650,000,000	0	1,650,000,000	0
RABOBANK NEWYORK	01/15/25	01/08/25	01/08/25	DEPOSIT	700,000,000	700,000,000	0	700,000,000	0
ABN AMRO BANK N.V.	01/15/25	01/08/25	01/08/25	DEPOSIT	1,650,000,000	1,650,000,000	0	1,650,000,000	0
CREDIT INDUSTRIEL ET COMMERCIAL, NEW YORK BRANCH	01/09/25	01/08/25	01/08/25	DEPOSIT	1,600,000,000	1,600,000,000	0	1,600,000,000	0
DNB BANK ASA NEWYORK	01/09/25	01/08/25	01/08/25	DEPOSIT	1,600,000,000	1,600,000,000	0	1,600,000,000	0
NORDEA BANK ABP	01/09/25	01/08/25	01/08/25	DEPOSIT	800,000,000	800,000,000	0	800,000,000	0
MIZUHO BANK, LTD., CANADA BRANCH	01/09/25	01/08/25	01/08/25	DEPOSIT	1,500,000,000	1,500,000,000	0	1,500,000,000	0
DNB BANK ASA NEWYORK	01/10/25	01/09/25	01/09/25	DEPOSIT	1,600,000,000	1,600,000,000	0	1,600,000,000	0
NORDEA BANK ABP	01/10/25	01/09/25	01/09/25	DEPOSIT	300,000,000	300,000,000	0	300,000,000	0
MIZUHO BANK, LTD., CANADA BRANCH	01/10/25	01/09/25	01/09/25	DEPOSIT	1,500,000,000	1,500,000,000	0	1,500,000,000	0
CREDIT INDUSTRIEL ET COMMERCIAL, NEW YORK BRANCH	01/13/25	01/10/25	01/10/25	DEPOSIT	1,600,000,000	1,600,000,000	0	1,600,000,000	0
DNB BANK ASA NEWYORK	01/13/25	01/10/25	01/10/25	DEPOSIT	1,600,000,000	1,600,000,000	0	1,600,000,000	0
MIZUHO BANK, LTD., CANADA BRANCH	01/13/25	01/10/25	01/10/25	DEPOSIT	1,500,000,000	1,500,000,000	0	1,500,000,000	0
NORDEA BANK ABP	01/13/25	01/10/25	01/10/25	DEPOSIT	500,000,000	500,000,000	0	500,000,000	0
RABOBANK NEWYORK	01/21/25	01/13/25	01/13/25	DEPOSIT	975,000,000	975,000,000	0	975,000,000	0
DNB BANK ASA NEWYORK	01/14/25	01/13/25	01/13/25	DEPOSIT	1,500,000,000	1,500,000,000	0	1,500,000,000	0
NORDEA BANK ABP	01/14/25	01/13/25	01/13/25	DEPOSIT	800,000,000	800,000,000	0	800,000,000	0
MIZUHO BANK, LTD., CANADA BRANCH	01/14/25	01/13/25	01/13/25	DEPOSIT	1,500,000,000	1,500,000,000	0	1,500,000,000	0
CREDIT INDUSTRIEL ET COMMERCIAL, NEW YORK BRANCH	01/14/25	01/13/25	01/13/25	DEPOSIT	1,500,000,000	1,500,000,000	0	1,500,000,000	0
DNB BANK ASA NEWYORK	01/15/25	01/14/25	01/14/25	DEPOSIT	1,600,000,000	1,600,000,000	0	1,600,000,000	0
MIZUHO BANK, LTD., CANADA BRANCH	01/15/25	01/14/25	01/14/25	DEPOSIT	1,500,000,000	1,500,000,000	0	1,500,000,000	0
NORDEA BANK ABP	01/15/25	01/14/25	01/14/25	DEPOSIT	1,000,000,000	1,000,000,000	0	1,000,000,000	0
CREDIT INDUSTRIEL ET COMMERCIAL, NEW YORK BRANCH	01/15/25	01/14/25	01/14/25	DEPOSIT	1,000,000,000	1,000,000,000	0	1,000,000,000	0
AUSTRALIA AND NEW ZEALAND BANKING GROUP LTD.	01/22/25	01/15/25	01/15/25	DEPOSIT	1,650,000,000	1,650,000,000	0	1,650,000,000	0
RABOBANK NEWYORK	01/22/25	01/15/25	01/15/25	DEPOSIT	690,000,000	690,000,000	0	690,000,000	0
ABN AMRO BANK N.V.	01/22/25	01/15/25	01/15/25	DEPOSIT	1,650,000,000	1,650,000,000	0	1,650,000,000	0
DNB BANK ASA NEWYORK	01/16/25	01/15/25	01/15/25	DEPOSIT	1,500,000,000	1,500,000,000	0	1,500,000,000	0
MIZUHO BANK, LTD., CANADA BRANCH	01/16/25	01/15/25	01/15/25	DEPOSIT	1,500,000,000	1,500,000,000	0	1,500,000,000	0
CREDIT INDUSTRIEL ET COMMERCIAL, NEW YORK BRANCH	01/16/25	01/15/25	01/15/25	DEPOSIT	1,500,000,000	1,500,000,000	0	1,500,000,000	0
NORDEA BANK ABP	01/16/25	01/15/25	01/15/25	DEPOSIT	500,000,000	500,000,000	0	500,000,000	0
DNB BANK ASA NEWYORK	01/17/25	01/16/25	01/16/25	DEPOSIT	1,600,000,000	1,600,000,000	0	1,600,000,000	0
MIZUHO BANK, LTD., CANADA BRANCH	01/17/25	01/16/25	01/16/25	DEPOSIT	1,500,000,000	1,500,000,000	0	1,500,000,000	0
NORDEA BANK ABP	01/17/25	01/16/25	01/16/25	DEPOSIT	500,000,000	500,000,000	0	500,000,000	0
CREDIT INDUSTRIEL ET COMMERCIAL, NEW YORK BRANCH	01/17/25	01/16/25	01/16/25	DEPOSIT	1,500,000,000	1,500,000,000	0	1,500,000,000	0
MIZUHO BANK, LTD., CANADA BRANCH	01/21/25	01/17/25	01/17/25	DEPOSIT	1,500,000,000	1,500,000,000	0	1,500,000,000	0
DNB BANK ASA NEWYORK	01/21/25	01/17/25	01/17/25	DEPOSIT	1,500,000,000	1,500,000,000	0	1,500,000,000	0
CREDIT INDUSTRIEL ET COMMERCIAL, NEW YORK BRANCH	01/21/25	01/17/25	01/17/25	DEPOSIT	1,500,000,000	1,500,000,000	0	1,500,000,000	0
NORDEA BANK ABP	01/21/25	01/17/25	01/17/25	DEPOSIT	700,000,000	700,000,000	0	700,000,000	0
RABOBANK NEWYORK	01/28/25	01/21/25	01/21/25	DEPOSIT	975,000,000	975,000,000	0	975,000,000	0
CREDIT INDUSTRIEL ET COMMERCIAL, NEW YORK BRANCH	01/22/25	01/21/25	01/21/25	DEPOSIT	1,600,000,000	1,600,000,000	0	1,600,000,000	0
MIZUHO BANK, LTD., CANADA BRANCH	01/22/25	01/21/25	01/21/25	DEPOSIT	1,500,000,000	1,500,000,000	0	1,500,000,000	0
NORDEA BANK ABP	01/22/25	01/21/25	01/21/25	DEPOSIT	1,000,000,000	1,000,000,000	0	1,000,000,000	0
DNB BANK ASA NEWYORK	01/22/25	01/21/25	01/21/25	DEPOSIT	1,500,000,000	1,500,000,000	0	1,500,000,000	0
					<b>118,545,000,000</b>	<b>118,545,000,000</b>	<b>0</b>	<b>118,545,000,000</b>	<b>0</b>
ALBION CAPITAL LLC CPABS4	01/28/25	01/28/25	01/28/25	MATURITY	68,796,000	68,796,000	0	68,796,000	0
ANGLESEA FUNDING LLC PABS4	01/02/25	01/02/25	01/02/25	MATURITY	170,000,000	170,000,000	0	170,000,000	0
ANGLESEA FUNDING LLC PABS4	01/03/25	01/03/25	01/03/25	MATURITY	335,000,000	335,000,000	0	335,000,000	0
ANGLESEA FUNDING LLC PABS4	01/06/25	01/06/25	01/06/25	MATURITY	150,000,000	150,000,000	0	150,000,000	0
ANGLESEA FUNDING LLC PABS4	01/09/25	01/09/25	01/09/25	MATURITY	185,000,000	185,000,000	0	185,000,000	0
ANGLESEA FUNDING LLC PABS4	01/13/25	01/13/25	01/13/25	MATURITY	150,000,000	150,000,000	0	150,000,000	0



# TRADING ACTIVITY FOR JANUARY 2025

Description	Maturity Date	Trade Date	Settle Date	event type	Par or Shares	Principal	Traded Interest	Settlement Amount	Realized Gain(Loss)
ANGLESEA FUNDING LLC PABS4	01/21/25	01/21/25	01/21/25	MATURITY	150,000,000	150,000,000	0	150,000,000	0
ANGLESEA FUNDING LLC PABS4	01/22/25	01/22/25	01/22/25	MATURITY	135,000,000	135,000,000	0	135,000,000	0
ANGLESEA FUNDING LLC PABS4	01/24/25	01/24/25	01/24/25	MATURITY	70,000,000	70,000,000	0	70,000,000	0
ANGLESEA FUNDING LLC PABS4	01/29/25	01/29/25	01/29/25	MATURITY	100,000,000	100,000,000	0	100,000,000	0
ANGLESEA FUNDING LLC PABS4	01/31/25	01/31/25	01/31/25	MATURITY	71,000,000	71,000,000	0	71,000,000	0
ASCENSION HEALTH ALCP	01/14/25	01/14/25	01/14/25	MATURITY	10,000,000	10,000,000	0	10,000,000	0
ASCENSION HEALTH ALCP	01/28/25	01/28/25	01/28/25	MATURITY	40,000,000	40,000,000	0	40,000,000	0
ATLANTIC ASSET SECUCPABS4	01/10/25	01/10/25	01/10/25	MATURITY	10,000,000	10,000,000	0	10,000,000	0
ATLANTIC ASSET SECUCPABS4	01/14/25	01/14/25	01/14/25	MATURITY	25,000,000	25,000,000	0	25,000,000	0
BANK OF AMERICA N,ACD	01/24/25	01/24/25	01/24/25	MATURITY	114,000,000	114,000,000	0	114,000,000	0
BANK OF MONTREAL/CHICAGO IL	01/06/25	01/06/25	01/06/25	MATURITY	165,000,000	165,000,000	0	165,000,000	0
BANK OF MONTREAL/CHICAGO IL	01/06/25	01/06/25	01/06/25	MATURITY	135,000,000	135,000,000	0	135,000,000	0
BANK OF MONTREAL CPCP4-2	01/27/25	01/27/25	01/27/25	MATURITY	35,000,000	35,000,000	0	35,000,000	0
BANK OF MONTREAL	01/06/25	01/06/25	01/06/25	MATURITY	175,000,000	175,000,000	0	175,000,000	0
BANK OF NOVA SCOTIA/HOUSTON	01/03/25	01/03/25	01/03/25	MATURITY	170,000,000	170,000,000	0	170,000,000	0
BARTON CAPITAL S,A,CPABS4	01/02/25	01/02/25	01/02/25	MATURITY	150,000,000	150,000,000	0	150,000,000	0
BARTON CAPITAL S,A,CPABS4	01/03/25	01/03/25	01/03/25	MATURITY	185,000,000	185,000,000	0	185,000,000	0
BARTON CAPITAL S,A,CPABS4	01/06/25	01/06/25	01/06/25	MATURITY	100,000,000	100,000,000	0	100,000,000	0
BARTON CAPITAL S,A,CPABS4	01/07/25	01/07/25	01/07/25	MATURITY	95,000,000	95,000,000	0	95,000,000	0
BARTON CAPITAL S,A,CPABS4	01/22/25	01/22/25	01/22/25	MATURITY	50,000,000	50,000,000	0	50,000,000	0
BARTON CAPITAL S,A,CPABS4	01/28/25	01/28/25	01/28/25	MATURITY	18,700,000	18,700,000	0	18,700,000	0
BEDFORD ROW FUNDINGCPABS4	01/13/25	01/13/25	01/13/25	MATURITY	100,000,000	100,000,000	0	100,000,000	0
BEDFORD ROW FUNDING CORP	01/08/25	01/08/25	01/08/25	MATURITY	50,000,000	50,000,000	0	50,000,000	0
BEDFORD ROW FUNDING CORP	01/16/25	01/16/25	01/16/25	MATURITY	75,000,000	75,000,000	0	75,000,000	0
BENNINGTON STARK CACPABS4	01/03/25	01/03/25	01/03/25	MATURITY	202,000,000	202,000,000	0	202,000,000	0
BENNINGTON STARK CACPABS4	01/10/25	01/10/25	01/10/25	MATURITY	190,000,000	190,000,000	0	190,000,000	0
BENNINGTON STARK CACPABS4	01/17/25	01/17/25	01/17/25	MATURITY	260,000,000	260,000,000	0	260,000,000	0
BENNINGTON STARK CACPABS4	01/24/25	01/24/25	01/24/25	MATURITY	164,000,000	164,000,000	0	164,000,000	0
BENNINGTON STARK CACPABS4	01/31/25	01/31/25	01/31/25	MATURITY	64,000,000	64,000,000	0	64,000,000	0
BNG BANK N,V,CP4-2CP4-2	01/23/25	01/23/25	01/23/25	MATURITY	90,000,000	90,000,000	0	90,000,000	0
BNG BANK N,V,CP4-2CP4-2	01/30/25	01/30/25	01/30/25	MATURITY	75,000,000	75,000,000	0	75,000,000	0
CANADIAN IMPERIAL BANK OF COMMERCE/NEW YORK NY	01/03/25	01/03/25	01/03/25	MATURITY	110,000,000	110,000,000	0	110,000,000	0
CHARIOT FUNDING LLC PABS4	01/06/25	01/06/25	01/06/25	MATURITY	300,000,000	300,000,000	0	300,000,000	0
CHESHAM FINANCE LLC PABS4	01/06/25	01/06/25	01/06/25	MATURITY	550,000,000	550,000,000	0	550,000,000	0
CHESHAM FINANCE LLC PABS4	01/13/25	01/13/25	01/13/25	MATURITY	150,000,000	150,000,000	0	150,000,000	0
CHESHAM FINANCE LLC PABS4	01/21/25	01/21/25	01/21/25	MATURITY	150,000,000	150,000,000	0	150,000,000	0
CHESHAM FINANCE LLC PABS4	01/28/25	01/28/25	01/28/25	MATURITY	150,000,000	150,000,000	0	150,000,000	0
CHESHAM FINANCE LLC PABS4	01/07/25	01/07/25	01/07/25	MATURITY	250,000,000	250,000,000	0	250,000,000	0
CHESHAM FINANCE LLC PABS4	01/14/25	01/14/25	01/14/25	MATURITY	200,000,000	200,000,000	0	200,000,000	0
CHESHAM FINANCE LLC PABS4	01/21/25	01/21/25	01/21/25	MATURITY	225,000,000	225,000,000	0	225,000,000	0
CHESHAM FINANCE LLC PABS4	01/28/25	01/28/25	01/28/25	MATURITY	234,000,000	234,000,000	0	234,000,000	0
CITIBANK NA	01/10/25	01/10/25	01/10/25	MATURITY	220,000,000	220,000,000	0	220,000,000	0
CREDIT AGRICOLE CORCDYAN	01/23/25	01/23/25	01/23/25	MATURITY	300,000,000	300,000,000	0	300,000,000	0
CREDIT AGRICOLE CORCDYAN	01/02/25	01/02/25	01/02/25	MATURITY	250,000,000	250,000,000	0	250,000,000	0
CREDIT AGRICOLE CORCDYAN	01/03/25	01/03/25	01/03/25	MATURITY	350,000,000	350,000,000	0	350,000,000	0
CREDIT AGRICOLE CORCDYAN	01/08/25	01/08/25	01/08/25	MATURITY	100,000,000	100,000,000	0	100,000,000	0
CREDIT AGRICOLE CORCDYAN	01/10/25	01/10/25	01/10/25	MATURITY	350,000,000	350,000,000	0	350,000,000	0
CREDIT INDUSTRIEL ECP4-2	01/07/25	01/07/25	01/07/25	MATURITY	500,000,000	500,000,000	0	500,000,000	0
SUMITOMO MITSUI TRUECD	01/06/25	01/06/25	01/06/25	MATURITY	150,000,000	150,000,000	0	150,000,000	0
SUMITOMO MITSUI TRUECD	01/31/25	01/31/25	01/31/25	MATURITY	100,000,000	100,000,000	0	100,000,000	0
FALCON ASSET FUNDINCPABS4	01/08/25	01/08/25	01/08/25	MATURITY	50,000,000	50,000,000	0	50,000,000	0
FALCON ASSET FUNDINCPABS4	01/17/25	01/17/25	01/17/25	MATURITY	45,000,000	45,000,000	0	45,000,000	0
FALCON ASSET FUNDINCPABS4	01/28/25	01/28/25	01/28/25	MATURITY	50,000,000	50,000,000	0	50,000,000	0
FALCON ASSET FUNDINCPABS4	01/30/25	01/30/25	01/30/25	MATURITY	100,000,000	100,000,000	0	100,000,000	0
GLENCOVE FUNDING LLC PABS4	01/13/25	01/13/25	01/13/25	MATURITY	60,000,000	60,000,000	0	60,000,000	0
GLENCOVE FUNDING LLC PABS4	01/28/25	01/28/25	01/28/25	MATURITY	100,000,000	100,000,000	0	100,000,000	0
GOTHAM FUNDING CORCPABS4	01/27/25	01/27/25	01/27/25	MATURITY	120,000,000	120,000,000	0	120,000,000	0
GREAT BEAR FUNDING CPABS4	01/06/25	01/06/25	01/06/25	MATURITY	75,000,000	75,000,000	0	75,000,000	0
GREAT BEAR FUNDING CPABS4	01/07/25	01/07/25	01/07/25	MATURITY	125,000,000	125,000,000	0	125,000,000	0
JUPITER SECURITIZATCPABS4	01/10/25	01/10/25	01/10/25	MATURITY	100,000,000	100,000,000	0	100,000,000	0
LMA-AMERICAS LLC CPCPABS4	01/15/25	01/15/25	01/15/25	MATURITY	60,000,000	60,000,000	0	60,000,000	0

## TRADING ACTIVITY FOR JANUARY 2025

Description	Maturity Date	Trade Date	Settle Date	event type	Par or Shares	Principal	Traded Interest	Settlement Amount	Realized Gain(Loss)
LMA-AMERICAS LLC CPCPABS4	01/16/25	01/16/25	01/16/25	MATURITY	50,000,000	50,000,000	0	50,000,000	0
LMA-AMERICAS LLC CPCPABS4	01/17/25	01/17/25	01/17/25	MATURITY	25,900,000	25,900,000	0	25,900,000	0
LMA-AMERICAS LLC CPCPABS4	01/28/25	01/28/25	01/28/25	MATURITY	58,400,000	58,400,000	0	58,400,000	0
LMA-AMERICAS LLC CPCPABS4	01/30/25	01/30/25	01/30/25	MATURITY	50,000,000	50,000,000	0	50,000,000	0
LONGSHIP FUNDING LLCPABS4	01/03/25	01/03/25	01/03/25	MATURITY	49,000,000	49,000,000	0	49,000,000	0
LONGSHIP FUNDING LLCPABS4	01/28/25	01/28/25	01/28/25	MATURITY	60,000,000	60,000,000	0	60,000,000	0
LONGSHIP FUNDING LLCPABS4	01/31/25	01/31/25	01/31/25	MATURITY	130,000,000	130,000,000	0	130,000,000	0
MUFG BANK LTD, CDYACDYAN	01/29/25	01/29/25	01/29/25	MATURITY	100,000,000	100,000,000	0	100,000,000	0
MUFG BANK LTD, CDYACDYAN	01/07/25	01/07/25	01/07/25	MATURITY	150,000,000	150,000,000	0	150,000,000	0
MUFG BANK LTD, CDYACDYAN	01/14/25	01/14/25	01/14/25	MATURITY	150,000,000	150,000,000	0	150,000,000	0
MUFG BANK LTD, CDYACDYAN	01/21/25	01/21/25	01/21/25	MATURITY	150,000,000	150,000,000	0	150,000,000	0
MUFG BANK LTD, CDYACDYAN	01/28/25	01/28/25	01/28/25	MATURITY	100,000,000	100,000,000	0	100,000,000	0
MATCHPOINT FINANCE CPABS4	01/02/25	01/02/25	01/02/25	MATURITY	562,000,000	562,000,000	0	562,000,000	0
MATCHPOINT FINANCE CPABS4	01/08/25	01/08/25	01/08/25	MATURITY	75,000,000	75,000,000	0	75,000,000	0
MATCHPOINT FINANCE CPABS4	01/09/25	01/09/25	01/09/25	MATURITY	150,000,000	150,000,000	0	150,000,000	0
MATCHPOINT FINANCE CPABS4	01/10/25	01/10/25	01/10/25	MATURITY	150,000,000	150,000,000	0	150,000,000	0
MATCHPOINT FINANCE CPABS4	01/13/25	01/13/25	01/13/25	MATURITY	250,000,000	250,000,000	0	250,000,000	0
MATCHPOINT FINANCE CPABS4	01/14/25	01/14/25	01/14/25	MATURITY	50,000,000	50,000,000	0	50,000,000	0
MATCHPOINT FINANCE CPABS4	01/17/25	01/17/25	01/17/25	MATURITY	100,000,000	100,000,000	0	100,000,000	0
MATCHPOINT FINANCE CPABS4	01/21/25	01/21/25	01/21/25	MATURITY	100,000,000	100,000,000	0	100,000,000	0
MATCHPOINT FINANCE CPABS4	01/23/25	01/23/25	01/23/25	MATURITY	100,000,000	100,000,000	0	100,000,000	0
MATCHPOINT FINANCE CPABS4	01/28/25	01/28/25	01/28/25	MATURITY	98,000,000	98,000,000	0	98,000,000	0
NATIONAL BANK OF CACP4-2	01/22/25	01/22/25	01/22/25	MATURITY	30,000,000	30,000,000	0	30,000,000	0
NATIONAL BANK OF CACP4-2	01/27/25	01/27/25	01/27/25	MATURITY	120,000,000	120,000,000	0	120,000,000	0
NATIONAL BANK OF CACP4-2	01/31/25	01/31/25	01/31/25	MATURITY	115,000,000	115,000,000	0	115,000,000	0
NATIONAL BANK OF CANADA	01/16/25	01/16/25	01/16/25	MATURITY	200,000,000	200,000,000	0	200,000,000	0
NATIONAL BANK OF CANADA	01/17/25	01/17/25	01/17/25	MATURITY	100,000,000	100,000,000	0	100,000,000	0
NATIONWIDE BUILDING SOCIETY	01/03/25	01/03/25	01/03/25	MATURITY	26,800,000	26,800,000	0	26,800,000	0
NATIONWIDE BUILDINGCP4-2	01/10/25	01/10/25	01/10/25	MATURITY	200,000,000	200,000,000	0	200,000,000	0
NATIONWIDE BUILDINGCP4-2	01/17/25	01/17/25	01/17/25	MATURITY	300,000,000	300,000,000	0	300,000,000	0
SOCIETE GENERALE, PCP4-2	01/31/25	01/31/25	01/31/25	MATURITY	175,000,000	175,000,000	0	175,000,000	0
STARBIRD FUNDING COCPABS4	01/02/25	01/02/25	01/02/25	MATURITY	137,130,000	137,130,000	0	137,130,000	0
STARBIRD FUNDING COCPABS4	01/07/25	01/07/25	01/07/25	MATURITY	90,000,000	90,000,000	0	90,000,000	0
STARBIRD FUNDING COCPABS4	01/08/25	01/08/25	01/08/25	MATURITY	70,000,000	70,000,000	0	70,000,000	0
STARBIRD FUNDING COCPABS4	01/09/25	01/09/25	01/09/25	MATURITY	33,000,000	33,000,000	0	33,000,000	0
STARBIRD FUNDING COCPABS4	01/16/25	01/16/25	01/16/25	MATURITY	20,000,000	20,000,000	0	20,000,000	0
STARBIRD FUNDING COCPABS4	01/17/25	01/17/25	01/17/25	MATURITY	10,000,000	10,000,000	0	10,000,000	0
STARBIRD FUNDING COCPABS4	01/21/25	01/21/25	01/21/25	MATURITY	50,000,000	50,000,000	0	50,000,000	0
STARBIRD FUNDING COCPABS4	01/28/25	01/28/25	01/28/25	MATURITY	150,000,000	150,000,000	0	150,000,000	0
TORONTO-DOMINION BANK/NY	01/16/25	01/16/25	01/16/25	MATURITY	235,000,000	235,000,000	0	235,000,000	0
TOYOTA CREDIT DE PUCP	01/13/25	01/13/25	01/13/25	MATURITY	50,000,000	50,000,000	0	50,000,000	0
TRUIST BANK CDCD	01/31/25	01/31/25	01/31/25	MATURITY	230,000,000	230,000,000	0	230,000,000	0
TRUIST BANK CDCD	01/31/25	01/31/25	01/31/25	MATURITY	100,000,000	100,000,000	0	100,000,000	0
TRUIST BANK CDCD	01/13/25	01/13/25	01/13/25	MATURITY	425,000,000	425,000,000	0	425,000,000	0
TRUIST BANK CDCD	01/17/25	01/17/25	01/17/25	MATURITY	35,000,000	35,000,000	0	35,000,000	0
TRUIST BANK CDCD	01/24/25	01/24/25	01/24/25	MATURITY	35,000,000	35,000,000	0	35,000,000	0
UNITEDHEALTH GROUP,CP4-2	01/16/25	01/16/25	01/16/25	MATURITY	164,000,000	164,000,000	0	164,000,000	0
UNITEDHEALTH GROUP,CP4-2	01/21/25	01/21/25	01/21/25	MATURITY	235,000,000	235,000,000	0	235,000,000	0
UNITEDHEALTH GROUP,CP4-2	01/22/25	01/22/25	01/22/25	MATURITY	88,000,000	88,000,000	0	88,000,000	0
UNITEDHEALTH GROUP,CP4-2	01/30/25	01/30/25	01/30/25	MATURITY	364,000,000	364,000,000	0	364,000,000	0
UNITEDHEALTH GROUP,CP4-2	01/31/25	01/31/25	01/31/25	MATURITY	105,000,000	105,000,000	0	105,000,000	0
MIZUHO TRIPARTY	01/02/25	01/02/25	01/02/25	MATURITY	500,000,000	500,000,000	0	500,000,000	0
HSBC TRIPARTY	01/02/25	01/02/25	01/02/25	MATURITY	100,000,000	100,000,000	0	100,000,000	0
BANK OF AMERICA TRIPARTY	01/02/25	01/02/25	01/02/25	MATURITY	1,577,000,000	1,577,000,000	0	1,577,000,000	0
MIZUHO TRIPARTY	01/03/25	01/03/25	01/03/25	MATURITY	500,000,000	500,000,000	0	500,000,000	0
HSBC TRIPARTY	01/03/25	01/03/25	01/03/25	MATURITY	100,000,000	100,000,000	0	100,000,000	0
BANK OF AMERICA TRIPARTY	01/03/25	01/03/25	01/03/25	MATURITY	1,961,000,000	1,961,000,000	0	1,961,000,000	0
MIZUHO TRIPARTY	01/06/25	01/06/25	01/06/25	MATURITY	500,000,000	500,000,000	0	500,000,000	0
HSBC TRIPARTY	01/06/25	01/06/25	01/06/25	MATURITY	100,000,000	100,000,000	0	100,000,000	0

## TRADING ACTIVITY FOR JANUARY 2025

Description	Maturity Date	Trade Date	Settle Date	event type	Par or Shares	Principal	Traded Interest	Settlement Amount	Realized Gain(Loss)
BANK OF AMERICA TRIPARTY	01/06/25	01/06/25	01/06/25	MATURITY	1,776,000.000	1,776,000.000	0	1,776,000.000	0
MIZUHO TRIPARTY	01/07/25	01/07/25	01/07/25	MATURITY	500,000.000	500,000.000	0	500,000.000	0
HSBC TRIPARTY	01/07/25	01/07/25	01/07/25	MATURITY	100,000.000	100,000.000	0	100,000.000	0
BANK OF AMERICA TRIPARTY	01/07/25	01/07/25	01/07/25	MATURITY	909,000.000	909,000.000	0	909,000.000	0
MIZUHO TRIPARTY	01/08/25	01/08/25	01/08/25	MATURITY	500,000.000	500,000.000	0	500,000.000	0
HSBC TRIPARTY	01/08/25	01/08/25	01/08/25	MATURITY	100,000.000	100,000.000	0	100,000.000	0
BANK OF AMERICA TRIPARTY	01/08/25	01/08/25	01/08/25	MATURITY	855,000.000	855,000.000	0	855,000.000	0
MIZUHO TRIPARTY	01/09/25	01/09/25	01/09/25	MATURITY	150,000.000	150,000.000	0	150,000.000	0
HSBC TRIPARTY	01/09/25	01/09/25	01/09/25	MATURITY	100,000.000	100,000.000	0	100,000.000	0
BANK OF AMERICA TRIPARTY	01/09/25	01/09/25	01/09/25	MATURITY	296,000.000	296,000.000	0	296,000.000	0
MIZUHO TRIPARTY	01/10/25	01/10/25	01/10/25	MATURITY	500,000.000	500,000.000	0	500,000.000	0
HSBC TRIPARTY	01/10/25	01/10/25	01/10/25	MATURITY	100,000.000	100,000.000	0	100,000.000	0
BANK OF AMERICA TRIPARTY	01/10/25	01/10/25	01/10/25	MATURITY	1,942,000.000	1,942,000.000	0	1,942,000.000	0
MIZUHO TRIPARTY	01/13/25	01/13/25	01/13/25	MATURITY	500,000.000	500,000.000	0	500,000.000	0
HSBC TRIPARTY	01/13/25	01/13/25	01/13/25	MATURITY	100,000.000	100,000.000	0	100,000.000	0
BANK OF AMERICA TRIPARTY	01/13/25	01/13/25	01/13/25	MATURITY	403,000.000	403,000.000	0	403,000.000	0
MIZUHO TRIPARTY	01/14/25	01/14/25	01/14/25	MATURITY	500,000.000	500,000.000	0	500,000.000	0
HSBC TRIPARTY	01/14/25	01/14/25	01/14/25	MATURITY	100,000.000	100,000.000	0	100,000.000	0
BANK OF AMERICA TRIPARTY	01/14/25	01/14/25	01/14/25	MATURITY	587,000.000	587,000.000	0	587,000.000	0
MIZUHO TRIPARTY	01/15/25	01/15/25	01/15/25	MATURITY	500,000.000	500,000.000	0	500,000.000	0
HSBC TRIPARTY	01/15/25	01/15/25	01/15/25	MATURITY	100,000.000	100,000.000	0	100,000.000	0
BANK OF AMERICA TRIPARTY	01/15/25	01/15/25	01/15/25	MATURITY	240,000.000	240,000.000	0	240,000.000	0
MIZUHO TRIPARTY	01/16/25	01/16/25	01/16/25	MATURITY	500,000.000	500,000.000	0	500,000.000	0
HSBC TRIPARTY	01/16/25	01/16/25	01/16/25	MATURITY	100,000.000	100,000.000	0	100,000.000	0
BANK OF AMERICA TRIPARTY	01/16/25	01/16/25	01/16/25	MATURITY	365,000.000	365,000.000	0	365,000.000	0
MIZUHO TRIPARTY	01/17/25	01/17/25	01/17/25	MATURITY	500,000.000	500,000.000	0	500,000.000	0
HSBC TRIPARTY	01/17/25	01/17/25	01/17/25	MATURITY	100,000.000	100,000.000	0	100,000.000	0
BANK OF AMERICA TRIPARTY	01/17/25	01/17/25	01/17/25	MATURITY	332,000.000	332,000.000	0	332,000.000	0
MIZUHO TRIPARTY	01/21/25	01/21/25	01/21/25	MATURITY	500,000.000	500,000.000	0	500,000.000	0
HSBC TRIPARTY	01/21/25	01/21/25	01/21/25	MATURITY	100,000.000	100,000.000	0	100,000.000	0
BANK OF AMERICA TRIPARTY	01/21/25	01/21/25	01/21/25	MATURITY	431,000.000	431,000.000	0	431,000.000	0
MIZUHO TRIPARTY	01/22/25	01/22/25	01/22/25	MATURITY	500,000.000	500,000.000	0	500,000.000	0
HSBC TRIPARTY	01/22/25	01/22/25	01/22/25	MATURITY	100,000.000	100,000.000	0	100,000.000	0
BANK OF AMERICA TRIPARTY	01/22/25	01/22/25	01/22/25	MATURITY	407,000.000	407,000.000	0	407,000.000	0
MIZUHO TRIPARTY	01/23/25	01/23/25	01/23/25	MATURITY	450,000.000	450,000.000	0	450,000.000	0
HSBC TRIPARTY	01/23/25	01/23/25	01/23/25	MATURITY	100,000.000	100,000.000	0	100,000.000	0
BANK OF AMERICA TRIPARTY	01/23/25	01/23/25	01/23/25	MATURITY	50,000.000	50,000.000	0	50,000.000	0
MIZUHO TRIPARTY	01/24/25	01/24/25	01/24/25	MATURITY	500,000.000	500,000.000	0	500,000.000	0
HSBC TRIPARTY	01/24/25	01/24/25	01/24/25	MATURITY	100,000.000	100,000.000	0	100,000.000	0
BANK OF AMERICA TRIPARTY	01/24/25	01/24/25	01/24/25	MATURITY	2,107,000.000	2,107,000.000	0	2,107,000.000	0
MIZUHO TRIPARTY	01/27/25	01/27/25	01/27/25	MATURITY	500,000.000	500,000.000	0	500,000.000	0
HSBC TRIPARTY	01/27/25	01/27/25	01/27/25	MATURITY	100,000.000	100,000.000	0	100,000.000	0
BANK OF AMERICA TRIPARTY	01/27/25	01/27/25	01/27/25	MATURITY	1,589,000.000	1,589,000.000	0	1,589,000.000	0
MIZUHO TRIPARTY	01/28/25	01/28/25	01/28/25	MATURITY	500,000.000	500,000.000	0	500,000.000	0
HSBC TRIPARTY	01/28/25	01/28/25	01/28/25	MATURITY	100,000.000	100,000.000	0	100,000.000	0
BANK OF AMERICA TRIPARTY	01/28/25	01/28/25	01/28/25	MATURITY	1,887,000.000	1,887,000.000	0	1,887,000.000	0
MIZUHO TRIPARTY	01/29/25	01/29/25	01/29/25	MATURITY	500,000.000	500,000.000	0	500,000.000	0
HSBC TRIPARTY	01/29/25	01/29/25	01/29/25	MATURITY	100,000.000	100,000.000	0	100,000.000	0
BANK OF AMERICA TRIPARTY	01/29/25	01/29/25	01/29/25	MATURITY	1,773,000.000	1,773,000.000	0	1,773,000.000	0
MIZUHO TRIPARTY	01/30/25	01/30/25	01/30/25	MATURITY	500,000.000	500,000.000	0	500,000.000	0
HSBC TRIPARTY	01/30/25	01/30/25	01/30/25	MATURITY	100,000.000	100,000.000	0	100,000.000	0
BANK OF AMERICA TRIPARTY	01/30/25	01/30/25	01/30/25	MATURITY	1,729,000.000	1,729,000.000	0	1,729,000.000	0
MIZUHO TRIPARTY	01/31/25	01/31/25	01/31/25	MATURITY	500,000.000	500,000.000	0	500,000.000	0
HSBC TRIPARTY	01/31/25	01/31/25	01/31/25	MATURITY	100,000.000	100,000.000	0	100,000.000	0
BANK OF AMERICA TRIPARTY	01/31/25	01/31/25	01/31/25	MATURITY	1,443,000.000	1,443,000.000	0	1,443,000.000	0
AUSTRALIA AND NEW ZEALAND BANKING GROUP LTD.	01/02/25	01/02/25	01/02/25	MATURITY	1,600,000.000	1,600,000.000	0	1,600,000.000	0
ABN AMRO BANK N.V.	01/02/25	01/02/25	01/02/25	MATURITY	1,500,000.000	1,500,000.000	0	1,500,000.000	0
RABOBANK NEW YORK	01/02/25	01/02/25	01/02/25	MATURITY	670,000.000	670,000.000	0	670,000.000	0
RABOBANK NEW YORK	01/06/25	01/06/25	01/06/25	MATURITY	960,000.000	960,000.000	0	960,000.000	0

## TRADING ACTIVITY FOR JANUARY 2025

Description	Maturity Date	Trade Date	Settle Date	event type	Par or Shares	Principal	Traded Interest	Settlement Amount	Realized Gain(Loss)
MIZUHO BANK, LTD., CANADA BRANCH	01/02/25	01/02/25	01/02/25	MATURITY	1,500,000,000	1,500,000,000	0	1,500,000,000	0
NORDEA BANK ABP	01/02/25	01/02/25	01/02/25	MATURITY	1,050,000,000	1,050,000,000	0	1,050,000,000	0
AUSTRALIA AND NEW ZEALAND BANKING GROUP LTD.	01/29/25	01/29/25	01/29/25	MATURITY	1,675,000,000	1,675,000,000	0	1,675,000,000	0
ABN AMRO BANK N.V.	01/27/25	01/27/25	01/27/25	MATURITY	1,675,000,000	1,675,000,000	0	1,675,000,000	0
RABOBANK NEW YORK	01/29/25	01/29/25	01/29/25	MATURITY	700,000,000	700,000,000	0	700,000,000	0
CREDIT INDUSTRIEL ET COMMERCIAL, NEW YORK BRANCH	01/23/25	01/23/25	01/23/25	MATURITY	1,650,000,000	1,650,000,000	0	1,650,000,000	0
NORDEA BANK ABP	01/23/25	01/23/25	01/23/25	MATURITY	700,000,000	700,000,000	0	700,000,000	0
MIZUHO BANK, LTD., CANADA BRANCH	01/23/25	01/23/25	01/23/25	MATURITY	1,550,000,000	1,550,000,000	0	1,550,000,000	0
DNB BANK ASA NEW YORK	01/23/25	01/23/25	01/23/25	MATURITY	1,650,000,000	1,650,000,000	0	1,650,000,000	0
NORDEA BANK ABP	01/24/25	01/24/25	01/24/25	MATURITY	500,000,000	500,000,000	0	500,000,000	0
MIZUHO BANK, LTD., CANADA BRANCH	01/24/25	01/24/25	01/24/25	MATURITY	1,500,000,000	1,500,000,000	0	1,500,000,000	0
DNB BANK ASA NEW YORK	01/24/25	01/24/25	01/24/25	MATURITY	1,500,000,000	1,500,000,000	0	1,500,000,000	0
MIZUHO BANK, LTD., CANADA BRANCH	01/27/25	01/27/25	01/27/25	MATURITY	1,550,000,000	1,550,000,000	0	1,550,000,000	0
DNB BANK ASA NEW YORK	01/27/25	01/27/25	01/27/25	MATURITY	1,650,000,000	1,650,000,000	0	1,650,000,000	0
NORDEA BANK ABP	01/27/25	01/27/25	01/27/25	MATURITY	1,000,000,000	1,000,000,000	0	1,000,000,000	0
NORDEA BANK ABP	01/28/25	01/28/25	01/28/25	MATURITY	950,000,000	950,000,000	0	950,000,000	0
DNB BANK ASA NEW YORK	01/28/25	01/28/25	01/28/25	MATURITY	1,500,000,000	1,500,000,000	0	1,500,000,000	0
MIZUHO BANK, LTD., CANADA BRANCH	01/28/25	01/28/25	01/28/25	MATURITY	1,500,000,000	1,500,000,000	0	1,500,000,000	0
MIZUHO BANK, LTD., CANADA BRANCH	01/29/25	01/29/25	01/29/25	MATURITY	1,500,000,000	1,500,000,000	0	1,500,000,000	0
NORDEA BANK ABP	01/29/25	01/29/25	01/29/25	MATURITY	1,000,000,000	1,000,000,000	0	1,000,000,000	0
DNB BANK ASA NEW YORK	01/29/25	01/29/25	01/29/25	MATURITY	1,600,000,000	1,600,000,000	0	1,600,000,000	0
CREDIT INDUSTRIEL ET COMMERCIAL, NEW YORK BRANCH	01/29/25	01/29/25	01/29/25	MATURITY	800,000,000	800,000,000	0	800,000,000	0
DNB BANK ASA NEW YORK	01/30/25	01/30/25	01/30/25	MATURITY	1,650,000,000	1,650,000,000	0	1,650,000,000	0
NORDEA BANK ABP	01/30/25	01/30/25	01/30/25	MATURITY	1,000,000,000	1,000,000,000	0	1,000,000,000	0
MIZUHO BANK, LTD., CANADA BRANCH	01/30/25	01/30/25	01/30/25	MATURITY	1,550,000,000	1,550,000,000	0	1,550,000,000	0
CREDIT INDUSTRIEL ET COMMERCIAL, NEW YORK BRANCH	01/30/25	01/30/25	01/30/25	MATURITY	200,000,000	200,000,000	0	200,000,000	0
DNB BANK ASA NEW YORK	01/31/25	01/31/25	01/31/25	MATURITY	1,675,000,000	1,675,000,000	0	1,675,000,000	0
CREDIT INDUSTRIEL ET COMMERCIAL, NEW YORK BRANCH	01/31/25	01/31/25	01/31/25	MATURITY	500,000,000	500,000,000	0	500,000,000	0
NORDEA BANK ABP	01/31/25	01/31/25	01/31/25	MATURITY	1,000,000,000	1,000,000,000	0	1,000,000,000	0
MIZUHO BANK, LTD., CANADA BRANCH	01/31/25	01/31/25	01/31/25	MATURITY	1,550,000,000	1,550,000,000	0	1,550,000,000	0
AUSTRALIA AND NEW ZEALAND BANKING GROUP LTD.	01/08/25	01/08/25	01/08/25	MATURITY	1,600,000,000	1,600,000,000	0	1,600,000,000	0
RABOBANK NEW YORK	01/08/25	01/08/25	01/08/25	MATURITY	670,000,000	670,000,000	0	670,000,000	0
ABN AMRO BANK N.V.	01/08/25	01/08/25	01/08/25	MATURITY	1,600,000,000	1,600,000,000	0	1,600,000,000	0
MIZUHO BANK, LTD., CANADA BRANCH	01/03/25	01/03/25	01/03/25	MATURITY	1,500,000,000	1,500,000,000	0	1,500,000,000	0
NORDEA BANK ABP	01/03/25	01/03/25	01/03/25	MATURITY	1,050,000,000	1,050,000,000	0	1,050,000,000	0
MIZUHO BANK, LTD., CANADA BRANCH	01/06/25	01/06/25	01/06/25	MATURITY	1,495,000,000	1,495,000,000	0	1,495,000,000	0
NORDEA BANK ABP	01/06/25	01/06/25	01/06/25	MATURITY	1,000,000,000	1,000,000,000	0	1,000,000,000	0
RABOBANK NEW YORK	01/13/25	01/13/25	01/13/25	MATURITY	950,000,000	950,000,000	0	950,000,000	0
MIZUHO BANK, LTD., CANADA BRANCH	01/07/25	01/07/25	01/07/25	MATURITY	1,500,000,000	1,500,000,000	0	1,500,000,000	0
NORDEA BANK ABP	01/07/25	01/07/25	01/07/25	MATURITY	1,000,000,000	1,000,000,000	0	1,000,000,000	0
DNB BANK ASA NEW YORK	01/07/25	01/07/25	01/07/25	MATURITY	1,500,000,000	1,500,000,000	0	1,500,000,000	0
MIZUHO BANK, LTD., CANADA BRANCH	01/08/25	01/08/25	01/08/25	MATURITY	1,495,000,000	1,495,000,000	0	1,495,000,000	0
DNB BANK ASA NEW YORK	01/08/25	01/08/25	01/08/25	MATURITY	1,600,000,000	1,600,000,000	0	1,600,000,000	0
NORDEA BANK ABP	01/08/25	01/08/25	01/08/25	MATURITY	1,100,000,000	1,100,000,000	0	1,100,000,000	0
CREDIT INDUSTRIEL ET COMMERCIAL, NEW YORK BRANCH	01/08/25	01/08/25	01/08/25	MATURITY	600,000,000	600,000,000	0	600,000,000	0
AUSTRALIA AND NEW ZEALAND BANKING GROUP LTD.	01/15/25	01/15/25	01/15/25	MATURITY	1,650,000,000	1,650,000,000	0	1,650,000,000	0
RABOBANK NEW YORK	01/15/25	01/15/25	01/15/25	MATURITY	700,000,000	700,000,000	0	700,000,000	0
ABN AMRO BANK N.V.	01/15/25	01/15/25	01/15/25	MATURITY	1,650,000,000	1,650,000,000	0	1,650,000,000	0
CREDIT INDUSTRIEL ET COMMERCIAL, NEW YORK BRANCH	01/09/25	01/09/25	01/09/25	MATURITY	1,600,000,000	1,600,000,000	0	1,600,000,000	0
DNB BANK ASA NEW YORK	01/09/25	01/09/25	01/09/25	MATURITY	1,600,000,000	1,600,000,000	0	1,600,000,000	0
NORDEA BANK ABP	01/09/25	01/09/25	01/09/25	MATURITY	800,000,000	800,000,000	0	800,000,000	0
MIZUHO BANK, LTD., CANADA BRANCH	01/09/25	01/09/25	01/09/25	MATURITY	1,500,000,000	1,500,000,000	0	1,500,000,000	0
DNB BANK ASA NEW YORK	01/10/25	01/10/25	01/10/25	MATURITY	1,600,000,000	1,600,000,000	0	1,600,000,000	0
NORDEA BANK ABP	01/10/25	01/10/25	01/10/25	MATURITY	300,000,000	300,000,000	0	300,000,000	0
MIZUHO BANK, LTD., CANADA BRANCH	01/10/25	01/10/25	01/10/25	MATURITY	1,500,000,000	1,500,000,000	0	1,500,000,000	0

## TRADING ACTIVITY FOR JANUARY 2025

Description	Maturity Date	Trade Date	Settle Date	event type	Par or Shares	Principal	Traded Interest	Settlement Amount	Realized Gain(Loss)
CREDIT INDUSTRIEL ET COMMERCIAL, NEW YORK BRANCH	01/13/25	01/13/25	01/13/25	MATURITY	1,600,000,000	1,600,000,000	0	1,600,000,000	0
DNB BANK ASA NEW YORK	01/13/25	01/13/25	01/13/25	MATURITY	1,600,000,000	1,600,000,000	0	1,600,000,000	0
MIZUHO BANK, LTD., CANADA BRANCH	01/13/25	01/13/25	01/13/25	MATURITY	1,500,000,000	1,500,000,000	0	1,500,000,000	0
NORDEA BANK ABP	01/13/25	01/13/25	01/13/25	MATURITY	500,000,000	500,000,000	0	500,000,000	0
RABOBANK NEW YORK	01/21/25	01/21/25	01/21/25	MATURITY	975,000,000	975,000,000	0	975,000,000	0
DNB BANK ASA NEW YORK	01/14/25	01/14/25	01/14/25	MATURITY	1,500,000,000	1,500,000,000	0	1,500,000,000	0
NORDEA BANK ABP	01/14/25	01/14/25	01/14/25	MATURITY	800,000,000	800,000,000	0	800,000,000	0
MIZUHO BANK, LTD., CANADA BRANCH	01/14/25	01/14/25	01/14/25	MATURITY	1,500,000,000	1,500,000,000	0	1,500,000,000	0
CREDIT INDUSTRIEL ET COMMERCIAL, NEW YORK BRANCH	01/14/25	01/14/25	01/14/25	MATURITY	1,500,000,000	1,500,000,000	0	1,500,000,000	0
DNB BANK ASA NEW YORK	01/15/25	01/15/25	01/15/25	MATURITY	1,600,000,000	1,600,000,000	0	1,600,000,000	0
MIZUHO BANK, LTD., CANADA BRANCH	01/15/25	01/15/25	01/15/25	MATURITY	1,500,000,000	1,500,000,000	0	1,500,000,000	0
NORDEA BANK ABP	01/15/25	01/15/25	01/15/25	MATURITY	1,000,000,000	1,000,000,000	0	1,000,000,000	0
CREDIT INDUSTRIEL ET COMMERCIAL, NEW YORK BRANCH	01/15/25	01/15/25	01/15/25	MATURITY	1,000,000,000	1,000,000,000	0	1,000,000,000	0
AUSTRALIA AND NEW ZEALAND BANKING GROUP LTD.	01/22/25	01/22/25	01/22/25	MATURITY	1,650,000,000	1,650,000,000	0	1,650,000,000	0
RABOBANK NEW YORK	01/22/25	01/22/25	01/22/25	MATURITY	690,000,000	690,000,000	0	690,000,000	0
ABN AMRO BANK N.V.	01/22/25	01/22/25	01/22/25	MATURITY	1,650,000,000	1,650,000,000	0	1,650,000,000	0
DNB BANK ASA NEW YORK	01/16/25	01/16/25	01/16/25	MATURITY	1,500,000,000	1,500,000,000	0	1,500,000,000	0
MIZUHO BANK, LTD., CANADA BRANCH	01/16/25	01/16/25	01/16/25	MATURITY	1,500,000,000	1,500,000,000	0	1,500,000,000	0
CREDIT INDUSTRIEL ET COMMERCIAL, NEW YORK BRANCH	01/16/25	01/16/25	01/16/25	MATURITY	1,500,000,000	1,500,000,000	0	1,500,000,000	0
NORDEA BANK ABP	01/16/25	01/16/25	01/16/25	MATURITY	500,000,000	500,000,000	0	500,000,000	0
DNB BANK ASA NEW YORK	01/17/25	01/17/25	01/17/25	MATURITY	1,600,000,000	1,600,000,000	0	1,600,000,000	0
MIZUHO BANK, LTD., CANADA BRANCH	01/17/25	01/17/25	01/17/25	MATURITY	1,500,000,000	1,500,000,000	0	1,500,000,000	0
NORDEA BANK ABP	01/17/25	01/17/25	01/17/25	MATURITY	500,000,000	500,000,000	0	500,000,000	0
CREDIT INDUSTRIEL ET COMMERCIAL, NEW YORK BRANCH	01/17/25	01/17/25	01/17/25	MATURITY	1,500,000,000	1,500,000,000	0	1,500,000,000	0
MIZUHO BANK, LTD., CANADA BRANCH	01/21/25	01/21/25	01/21/25	MATURITY	1,500,000,000	1,500,000,000	0	1,500,000,000	0
DNB BANK ASA NEW YORK	01/21/25	01/21/25	01/21/25	MATURITY	1,500,000,000	1,500,000,000	0	1,500,000,000	0
CREDIT INDUSTRIEL ET COMMERCIAL, NEW YORK BRANCH	01/21/25	01/21/25	01/21/25	MATURITY	1,500,000,000	1,500,000,000	0	1,500,000,000	0
NORDEA BANK ABP	01/21/25	01/21/25	01/21/25	MATURITY	700,000,000	700,000,000	0	700,000,000	0
RABOBANK NEW YORK	01/28/25	01/28/25	01/28/25	MATURITY	975,000,000	975,000,000	0	975,000,000	0
CREDIT INDUSTRIEL ET COMMERCIAL, NEW YORK BRANCH	01/22/25	01/22/25	01/22/25	MATURITY	1,600,000,000	1,600,000,000	0	1,600,000,000	0
MIZUHO BANK, LTD., CANADA BRANCH	01/22/25	01/22/25	01/22/25	MATURITY	1,500,000,000	1,500,000,000	0	1,500,000,000	0
NORDEA BANK ABP	01/22/25	01/22/25	01/22/25	MATURITY	1,000,000,000	1,000,000,000	0	1,000,000,000	0
DNB BANK ASA NEW YORK	01/22/25	01/22/25	01/22/25	MATURITY	1,500,000,000	1,500,000,000	0	1,500,000,000	0
					167,871,726,000	167,871,726,000	0	167,871,726,000	0
EFF 2024-3 A1	07/21/25	01/21/25	01/21/25	PAYDOWN	1,651,494	1,651,494	0	1,651,494	0
WLAKE 2024-2A A1	06/16/25	01/15/25	01/15/25	PAYDOWN	8,358,226	8,358,226	0	8,358,226	0
WLAKE 2024-3A A1	10/15/25	01/15/25	01/15/25	PAYDOWN	6,487,602	6,487,602	0	6,487,602	0
					16,497,323	16,497,323	0	16,497,323	0
DREYFUS GOVT CASH MGMT FUND	02/01/27	01/03/25	01/03/25	SELL	7,626,791	7,626,791	0	7,626,791	0
DREYFUS GOVT CASH MGMT FUND	02/01/27	01/07/25	01/07/25	SELL	6,447,797	6,447,797	0	6,447,797	0
DREYFUS GOVT CASH MGMT FUND	02/01/27	01/09/25	01/09/25	SELL	2,484,505	2,484,505	0	2,484,505	0
DREYFUS GOVT CASH MGMT FUND	02/01/27	01/10/25	01/10/25	SELL	31,124	31,124	0	31,124	0
DREYFUS GOVT CASH MGMT FUND	02/01/27	01/14/25	01/14/25	SELL	1,972,060	1,972,060	0	1,972,060	0
DREYFUS GOVT CASH MGMT FUND	02/01/27	01/16/25	01/16/25	SELL	6,666,792	6,666,792	0	6,666,792	0
DREYFUS GOVT CASH MGMT FUND	02/01/27	01/23/25	01/23/25	SELL	3,171,905	3,171,905	0	3,171,905	0
DREYFUS GOVT CASH MGMT FUND	02/01/27	01/24/25	01/24/25	SELL	3,116,386	3,116,386	0	3,116,386	0
DREYFUS GOVT CASH MGMT FUND	02/01/27	01/28/25	01/28/25	SELL	1,407,390	1,407,390	0	1,407,390	0
DREYFUS GOVT CASH MGMT FUND	02/01/27	01/30/25	01/30/25	SELL	2,262,162	2,262,162	0	2,262,162	0
					35,186,911	35,186,911	0	35,186,911	0



1801 Hermitage Boulevard, Suite 100  
Tallahassee, Florida 32308  
(850) 488-4406

<https://prime.sbafla.com>

## Our Mission

Our mission is to provide superior investment management and trust services by proactively and comprehensively managing risk and adhering to the highest ethical, fiduciary, and professional standards.

**Federated  
Hermes** 

The logo for Federated Hermes, consisting of the company name in a bold, dark blue serif font and a graphic icon to the right. The icon is a white square containing three horizontal blue bars of decreasing length from top to bottom, and a small blue dot at the bottom right corner.