



## **MONTHLY SUMMARY REPORT**

**State Board of Administration of Florida**

**April 30, 2026**



## **CONTENTS**

<b>3</b>	<b>INTRODUCTION</b>
<b>3</b>	<b>DISCLOSURE OF MATERIAL IMPACTS</b>
<b>3</b>	<b>FACTS-AT-A-GLANCE</b>
<b>4</b>	<b>PORFOLIO MANAGER COMMENTARY</b>
<b>5</b>	<b>PORTFOLIO COMPOSITION</b>
<b>6</b>	<b>FUND PERFORMANCE</b>
<b>7</b>	<b>PRIME ACCOUNT SUMMARY</b>
<b>8</b>	<b>INVENTORY OF HOLDINGS</b>
<b>14</b>	<b>PARTICIPANT CONCENTRATION</b>
<b>15</b>	<b>COMPLIANCE</b>
<b>16</b>	<b>TRADE ACTIVITY</b>

## **Past performance is no guarantee of future results.**

Views are as of the issue date and are subject to change based on market conditions and other factors. These views should not be construed as a recommendation for any specific security.

An investment in Florida PRIME is neither insured nor guaranteed by the Federal Deposit Insurance Corporation or any other government agency.

Although money market funds seek to preserve the value of your investment at \$1.00 per share, it is possible to lose money by investing in this fund.

## INTRODUCTION

This report is prepared for stakeholders in Florida PRIME in accordance with Section 218.409(6)(a), Florida Statutes. The statute requires:

- (1) Reporting of any material impacts on the funds and any actions or escalations taken by staff to address such impacts;
- (2) Presentation of a management summary that provides an analysis of the status of the current investment portfolio and the individual transactions executed over the last month; and
- (3) Preparation of the management summary “in a manner that will allow anyone to ascertain whether the investment activities during the reporting period have conformed to investment policies.”

This report, which covers the period from April 1, 2026, through April 30, 2026, has been prepared by the SBA with input from Federated Hermes (“Federated”), investment advisor for Florida PRIME in a format intended to comply with the statute.

## DISCLOSURE OF MATERIAL IMPACTS

During the reporting period, Florida PRIME was in material compliance with investment policy. There were no developments that had a material impact on the liquidity or operation of Florida PRIME. Details are available in the PRIME policy compliance table. This report also includes details on market conditions; fees; fund holdings, transactions and performance; and client composition.

### PRIME™ STATISTICS

(As of April 30, 2026)

Total Participants  
**867**

Florida PRIME™  
Total Participant Balance  
**\$29,047,279,935**

Total Number of Accounts  
**1,586**

**FACTS-AT-A-GLANCE** PRIME is an exclusive service for Florida governmental organizations, providing a cost-effective investment vehicle for their surplus funds. Florida PRIME, the Local Government Surplus Funds Trust Fund, is utilized by hundreds of governmental investors including state agencies, state universities and colleges, counties, cities, special districts, school boards, and other direct support organizations of the State of Florida.

Florida PRIME is a government investment pool that offers management by an industry leader in professional money management, conservative investment policies, an extensive governance framework, a Standard & Poor’s “AAAm” rating, full transparency, and best-in-class financial reporting.

## PORTFOLIO MANAGER COMMENTARY

---

### The presence of absence

Will he stay or will he go? The answer for Federal Reserve Chair Jerome Powell is stay, at least for now. At his last press conference as Fed Chair in late April, Powell committed to remaining on the central bank's Board of Governors until the Department of Justice (DOJ) investigation is concluded with finality and transparency. Despite saying he will take a low profile, Powell's presence as a governor, but not chair as his term ends May 15, could lead to an awkward transition for his successor, Kevin Warsh, after his expected confirmation. Or it could result in a more definitive statement from the DOJ that convinces Powell the probe has truly concluded, prompting him to step down soon. The sticky situation also means that to bring Warsh on the Federal Open Market Committee (FOMC) meeting means someone else needs to leave. The solution surely will be that Governor Stephen Miran has taken part in his last policy meeting.

The committee did not change rates, but meeting was characterized by the most dissension in more than 30 years. Miran favored a 25 basis-point rate cut; three Fed regional presidents objected to the easing bias retained in the FOMC statement, backing a more balanced message. Opposition to statement wording is unusual. Powell characterized the disagreement as consistent with the center of the FOMC moving toward neutral. But it likely reflects a growing shift toward concerns about the inflationary impact of the Iran war.

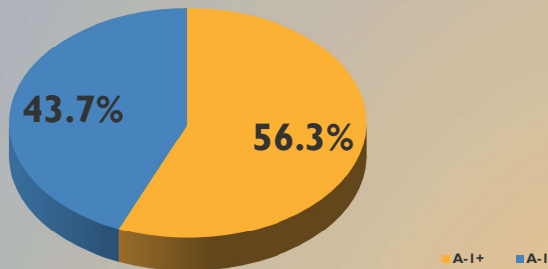
The headline March Personal Consumption Expenditures (PCE) index increased 3.5% year-over-year, with the core measure rising 3.2%. Powell characterized that as reflecting the energy price shock from the Iran war and said that the core figure was influenced more by tariff-induced prices pressures on goods. But the scope and duration of the Middle East conflict creates high uncertainty, and near-term inflation expectations have risen. With or without Powell, Fed policy is probably on the sidelines as long as the war continues. We think any ease unlikely until late this year, if one comes at all.

Kevin Warsh faced a tough crowd in the Senate Banking Committee hearings. But we think he is likely to uphold Fed independence and be guided by economic data. His pedigree, education and earlier stint as a Fed governor suggest he understands how important that is. And let's not forget if he is confirmed, he will be Chair after the next presidential election as the term is six years. He cannot afford to lose credibility in the short term by pushing for unwise monetary policy to please the White House. Lastly, to some he might appear the best of a bad bunch of candidates. But he would be a compelling candidate in any period.


At month-end, yields on 1-, 3-, 6- and 12-month US Treasuries were 3.66%, 3.68%, 3.70% and 3.72%, respectively.

# PORTFOLIO COMPOSITION FOR APRIL 30 2026

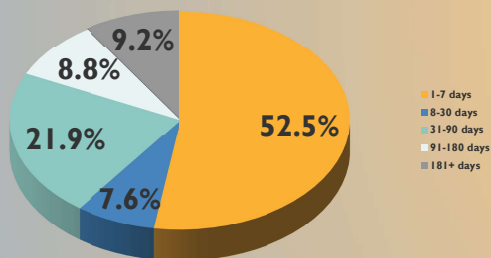
## CREDIT QUALITY COMPOSITION



## HIGHLY LIQUID HOLDINGS-11/26



## EFFECTIVE MATURITY SCHEDULE



## TOP HOLDINGS & AVG. MATURITY

1. JPMorgan Chase & Co.	5.1%
2. ABN Amro Bank NV	5.0%
3. Australia & New Zealand Banking Group Ltd.	5.0%
4. Cooperatieve Rabobank UA	5.0%
5. Mizuho Financial Group, Inc.	4.9%
6. Bank of America Corp.	4.7%
7. Bank of Montreal	4.6%
8. Toronto Dominion Bank	4.5%
9. Royal Bank of Canada	3.9%
10. Canadian Imperial Bank of Commerce	3.9%

### SEC Weighted Average Maturity (WAM)

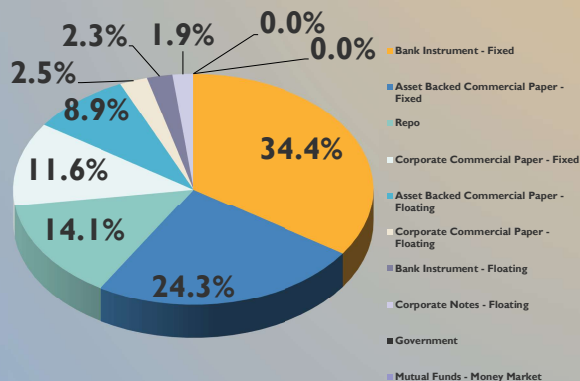
50 Days

### Weighted Average Life (Spread WAL)

79 Days

Percentages based on total value of investments

## PORTFOLIO COMPOSITION



## FUND PERFORMANCE THROUGH APRIL 2026

Florida PRIME Performance Data			
	Annualized Net Participant Yield <sup>1</sup>	Net-of-Fee Benchmark <sup>2</sup>	Above (Below) Benchmark
One Month	3.91%	3.71%	0.20%
Three Months	3.90%	3.73%	0.18%
One Year	4.25%	4.09%	0.17%
Three Years	5.01%	4.74%	0.27%
Five Years	3.68%	3.42%	0.26%
Ten Years	2.55%	2.29%	0.26%

Net asset value at month end: \$29,042.55 million, which includes investments at market value, plus all cash, accrued interest receivable and payables.,

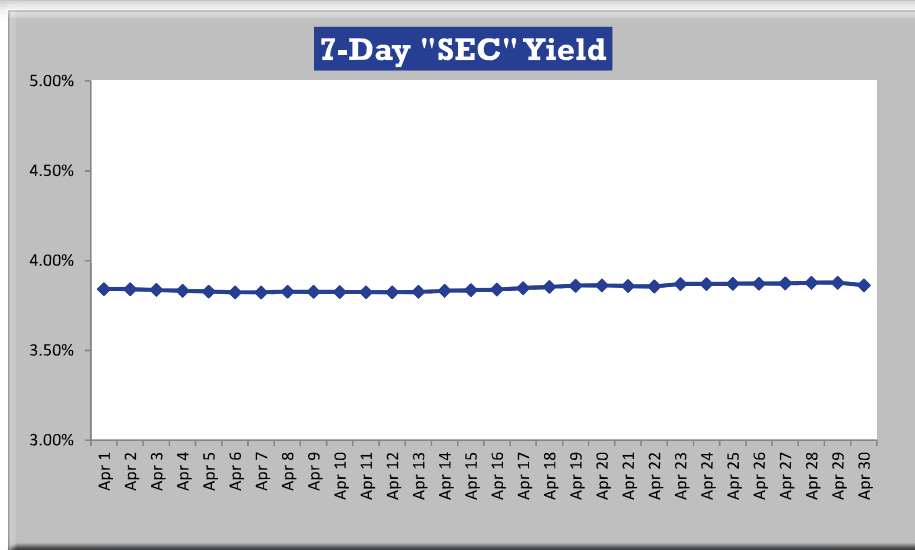
<sup>1</sup>Net of fees. Participant yield is calculated on a 365-day basis and includes adjustments for expenses and other accounting items to reflect realized earnings by participants.

<sup>2</sup>The net-of-fee benchmark is the S&P AAA/AA Rated GIP All 30-Day Net Index for all time periods.

### ABOUT ANNUALIZED YIELDS:

Performance data in the table and chart is annualized, meaning that the amounts are based on yields for the periods indicated, converted to their equivalent return based on actual days in a period, if obtained for a 12-month period.

For example, ignoring the effects of compounding, an investment that earns 0.10% over a 1-month period yields 1.20% on an annualized basis. Likewise, an investment that earns a total of 3.60% over three years yields 1.20% on an annualized basis, ignoring compounding.



The 7-Day "SEC" Yield in the chart is calculated in accordance with the yield methodology set forth by SEC Rule 2a-7 for money market funds. The 7-day yield = net income earned over a 7-day period / average units outstanding over the period / 7 times 365. Note that unlike other performance measures, the SEC yield does not include realized gains and losses from sales of securities.

## PRIME ACCOUNT SUMMARY FOR APRIL 2026

Summary of Cash Flows		
Opening Balance (04/01/26)	\$	30,893,680,635
Participant Deposits		1,788,817,864
Gross Earnings		94,188,466
Participant Withdrawals		(3,728,592,141)
Fees		(814,889)
Closing Balance (04/30/26)	\$	<u>29,047,279,935</u>
<b>Net Change over Month</b>	<b>\$</b>	<b>(1,846,400,700)</b>

Detailed Fee Disclosure			
April		Amount	Basis Point Equivalent*
SBA Client Service, Account Mgt. & Fiduciary Oversight Fee	\$	242,256.26	0.97
Federated Investment Management & BNY Mellon Custodial Fee***		522,301.15	2.09
Bank of America Transfer Agent Fee		32,624.38	0.13
S&P Rating Maintenance Fee		6,340.55	0.03
Audit/External Review Fees		4,674.09	0.02
		<u>6,692.13</u>	<u>0.03</u>
<b>Total Fees</b>	<b>\$</b>	<b>814,888.56</b>	<b>3.26</b>

\*The basis point equivalent is an annualized rate based on the dollar amount of fees charged for the month times 12, divided by an average of the fund's beginning and ending total value (amortized cost) for the month which was \$29,970,480,285.

\*\*All custodian banking fees are allocated based on both market value (size) and level of service accurately passing through all charges to pool participants. Charges may fluctuate month-to-month.

The data included in this report is unaudited.

## INVENTORY OF HOLDINGS FOR APRIL 2026

Security Name	Security Classification	Cpn	Maturity	Rate Reset	Par	Current Yield	Amort Cost (2)	Mkt Value (1)	Unrealized Gain/Loss
ABN Amro Bank NV, Amsterdam TD	TIME DEPOSIT	3.66	5/5/2026		1,450,000,000	3.71	\$1,450,000,000	\$1,450,000,000	\$0
AJC Capital, LLC, Jan 01, 2042	VARIABLE RATE DEMAND NOTE	3.75	1/1/2042	5/7/2026	5,530,000	3.75	\$5,530,000	\$5,530,000	\$0
Albion Capital LLC CPABS4-2	COMMERCIAL PAPER - ABS- 4(2)		7/20/2026		100,000,000	3.99	\$99,122,500	\$99,133,970	\$11,470
Anglesea Funding LLC CPABS4-2	COMMERCIAL PAPER - ABS- 4(2)		5/7/2026		50,000,000	3.84	\$49,963,542	\$49,964,030	\$488
Anglesea Funding LLC CPABS4-2	COMMERCIAL PAPER - ABS- 4(2)		5/22/2026		50,000,000	4.04	\$49,880,528	\$49,885,245	\$4,717
Anglesea Funding LLC CPABS4-2	COMMERCIAL PAPER - ABS- 4(2)		5/28/2026		45,000,000	4.00	\$44,864,550	\$44,867,390	\$2,840
Anglesea Funding LLC CPABS4-2	COMMERCIAL PAPER - ABS- 4(2)		5/29/2026		125,000,000	4.00	\$124,610,313	\$124,617,925	\$7,613
Anglesea Funding LLC CPABS4-2	COMMERCIAL PAPER - ABS- 4(2)		6/10/2026		70,000,000	3.91	\$69,698,650	\$69,696,179	-\$2,471
Anglesea Funding LLC CPABS4-2	COMMERCIAL PAPER - ABS- 4(2)		7/7/2026		100,000,000	3.83	\$99,299,222	\$99,275,040	-\$24,182
Anglesea Funding LLC CPABS4-2	COMMERCIAL PAPER - ABS- 4(2)		8/19/2026		30,000,000	3.84	\$29,655,900	\$29,642,025	-\$13,875
Anglesea Funding LLC CPABS4-2	COMMERCIAL PAPER - ABS- 4(2)		8/20/2026		100,000,000	3.84	\$98,842,667	\$98,796,000	-\$46,667
Anglesea Funding LLC, Oct 06, 2026	COMMERCIAL PAPER ASSET BACKED CALLABLE	3.98	10/6/2026	5/1/2026	115,000,000	4.04	\$115,000,000	\$114,999,878	-\$122
Antalis S.A. CPABS4-2	COMMERCIAL PAPER - ABS- 4(2)		5/5/2026		171,310,000	3.79	\$171,221,252	\$171,221,450	\$198
Antalis S.A. CPABS4-2	COMMERCIAL PAPER - ABS- 4(2)		6/18/2026		66,000,000	3.96	\$65,651,447	\$65,650,820	-\$626
Antalis S.A. CPABS4-2	COMMERCIAL PAPER - ABS- 4(2)		6/29/2026		54,510,000	3.96	\$54,157,502	\$54,153,870	-\$3,632
Archer 1 LLC, Jun 01, 2060	VARIABLE RATE DEMAND NOTE	3.75	6/1/2060	5/7/2026	18,000,000	3.80	\$18,000,000	\$18,000,000	\$0
Atlantic Asset Securitization LLC CPABS4-2	COMMERCIAL PAPER - ABS- 4(2)		5/5/2026		41,000,000	4.00	\$40,977,678	\$40,979,119	\$1,441
Atlantic Asset Securitization LLC CPABS4-2	COMMERCIAL PAPER - ABS- 4(2)		5/21/2026		53,885,000	3.85	\$53,766,812	\$53,767,127	\$314
Atlantic Asset Securitization LLC CPABS4-2	COMMERCIAL PAPER - ABS- 4(2)		5/29/2026		110,000,000	3.85	\$109,664,164	\$109,663,774	-\$390
Atlantic Asset Securitization LLC CPABS4-2	COMMERCIAL PAPER - ABS- 4(2)		6/10/2026		100,000,000	4.05	\$99,549,000	\$99,565,130	\$16,130
Atlantic Asset Securitization LLC CPABS4-2	COMMERCIAL PAPER - ABS- 4(2)		6/15/2026		115,000,000	4.06	\$114,418,100	\$114,437,788	\$19,688
Atlantic Asset Securitization LLC CPABS4-2	COMMERCIAL PAPER - ABS- 4(2)		6/23/2026		100,000,000	4.06	\$99,406,000	\$99,424,900	\$18,900
Atlantic Asset Securitization LLC CPABS4-2	COMMERCIAL PAPER - ABS- 4(2)		7/22/2026		75,000,000	3.97	\$74,330,813	\$74,336,003	\$5,190
Atlantic Asset Securitization LLC CPABS4-2	COMMERCIAL PAPER - ABS- 4(2)		7/23/2026		90,000,000	3.96	\$89,189,400	\$89,193,600	\$4,200
Atlantic Asset Securitization LLC CPABS4-2	COMMERCIAL PAPER - ABS- 4(2)		7/23/2026		40,000,000	3.96	\$39,639,733	\$39,641,600	\$1,867
Atlantic Asset Securitization LLC CPABS4-2	COMMERCIAL PAPER - ABS- 4(2)		7/27/2026		12,000,000	3.93	\$11,887,360	\$11,887,360	-\$0
Australia & New Zealand Banking Group, Melbourne CP4-2	COMMERCIAL PAPER - 4-2		6/5/2026		175,000,000	3.95	\$174,331,500	\$174,342,350	\$10,850
Australia & New Zealand Banking Group, Melbourne CP4-2	COMMERCIAL PAPER - 4-2		6/5/2026		50,000,000	3.95	\$49,809,000	\$49,812,100	\$3,100
Australia & New Zealand Banking Group, Melbourne TD	TIME DEPOSIT	3.68	5/5/2026		1,225,000,000	3.73	\$1,225,000,000	\$1,225,000,000	\$0
BWF Forge TL Properties Owner LLC, May 01, 2059	VARIABLE RATE DEMAND NOTE	3.75	5/1/2059	5/7/2026	28,500,000	3.75	\$28,500,000	\$28,500,000	\$0
Bank of America N.A. BNOTE	BANK NOTE	4.39	7/6/2026		65,000,000	4.40	\$65,000,000	\$65,054,076	\$54,076
Bank of America N.A. BNOTE	BANK NOTE	4.35	7/24/2026		150,000,000	4.36	\$150,000,000	\$150,142,028	\$142,028
Bank of America N.A. BNOTE	BANK NOTE	4.17	8/6/2026		100,000,000	4.18	\$100,000,000	\$100,060,867	\$60,867
Bank of America N.A. BNOTE	BANK NOTE	3.93	9/22/2026		100,000,000	3.95	\$100,000,000	\$99,967,175	-\$32,825
Bank of America N.A. BNOTE	BANK NOTE	3.79	8/24/2026		355,000,000	3.83	\$355,000,000	\$354,925,972	-\$74,028
Bank of America N.A. BNOTE	BANK NOTE	3.82	1/15/2027		125,000,000	3.84	\$125,000,000	\$124,785,126	-\$214,874
Bank of America N.A. CD	CERTIFICATE OF DEPOSIT	3.86	1/1/4/2026		100,000,000	3.88	\$100,000,000	\$99,913,550	-\$86,450
Bank of America N.A. CD	CERTIFICATE OF DEPOSIT	3.85	12/4/2026		100,000,000	3.87	\$100,000,000	\$99,895,860	-\$104,140
Bank of America N.A. Triparty Repo Overnight Fixed	REPO TRIPARTY OVERNIGHT FIXED	3.65	5/1/2026		1,298,000,000	3.70	\$1,298,000,000	\$1,298,000,000	\$0
Bank of Montreal	CALLABLE CERTIFICATE OF DEPOSIT	4.00	2/12/2027	5/1/2026	195,000,000	4.06	\$195,000,000	\$195,000,000	\$0
Bank of Montreal CDYAN	CERTIFICATE OF DEPOSIT - YANKEE	3.86	12/7/2026		150,000,000	3.88	\$150,000,000	\$149,847,690	-\$152,310
Bank of Montreal CP4-2	COMMERCIAL PAPER - 4-2		12/8/2026		100,000,000	3.89	\$97,699,833	\$97,611,030	-\$88,803

See notes at end of table.

# INVENTORY OF HOLDINGS FOR APRIL 2026

Security Name	Security Classification	Cpn	Maturity	Rate Reset	Par	Current Yield	Amort Cost (2)	Mkt Value (1)	Unrealized Gain/Loss
Bank of Montreal, Apr 08, 2027	VARIABLE RATE CERTIFICATE OF DEPOSIT	4.04	4/8/2027	5/1/2026	46,300,000	4.10	\$46,300,000	\$46,300,000	\$0
Bank of Nova Scotia, Toronto CDYAN	CERTIFICATE OF DEPOSIT - YANKEE	3.88	3/10/2027		90,000,000	3.90	\$90,000,000	\$89,891,019	-\$108,981
Bank of Nova Scotia, Toronto Repo Triparty Overnight Fixed	REPO TRIPARTY OVERNIGHT FIXED	3.65	5/1/2026		1,500,000,000	3.70	\$1,500,000,000	\$1,500,000,000	\$0
Bedford Row Funding Corp. CPABS4-2	COMMERCIAL PAPER - ABS- 4(2)		6/3/2026		115,000,000	3.98	\$114,581,847	\$114,587,346	\$5,498
Bedford Row Funding Corp. CPABS4-2	COMMERCIAL PAPER - ABS- 4(2)		6/5/2026		75,000,000	3.97	\$74,712,000	\$74,714,700	\$2,700
Bedford Row Funding Corp. CPABS4-2	COMMERCIAL PAPER - ABS- 4(2)		9/18/2026		86,000,000	3.82	\$84,757,085	\$84,700,832	-\$56,253
Bedford Row Funding Corp., Aug 25, 2026	VARIABLE RATE COMMERCIAL PAPER - ABS-4(2)	3.91	8/25/2026	5/1/2026	50,000,000	3.96	\$50,000,000	\$50,000,000	\$0
Bennington Stark Capital Co., LLC CPABS4-2	COMMERCIAL PAPER - ABS- 4(2)		5/5/2026		166,000,000	3.75	\$165,914,694	\$165,914,593	-\$101
Bennington Stark Capital Co., LLC CPABS4-2	COMMERCIAL PAPER - ABS- 4(2)		5/7/2026		100,000,000	3.75	\$99,928,056	\$99,927,860	-\$196
Bennington Stark Capital Co., LLC CPABS4-2	COMMERCIAL PAPER - ABS- 4(2)		5/21/2026		72,000,000	3.98	\$71,836,200	\$71,841,658	\$5,458
Bennington Stark Capital Co., LLC CPABS4-2	COMMERCIAL PAPER - ABS- 4(2)		5/29/2026		24,415,000	3.92	\$24,339,280	\$24,340,329	\$1,050
BofA Securities, Inc. CP4-2	COMMERCIAL PAPER - 4-2		9/2/2026		250,000,000	3.88	\$246,744,792	\$246,639,175	-\$105,617
BofA Securities, Inc. Triparty Repo Overnight Fixed	REPO TRIPARTY OVERNIGHT FIXED	3.64	5/1/2026		2,000,000	3.69	\$2,000,000	\$2,000,000	\$0
CAFCO, LLC CPABS4-2	COMMERCIAL PAPER - ABS- 4(2)		7/28/2026		50,000,000	3.97	\$49,521,625	\$49,524,140	\$2,515
CAFCO, LLC CPABS4-2	COMMERCIAL PAPER - ABS- 4(2)		8/13/2026		115,000,000	3.93	\$113,715,354	\$113,705,296	-\$10,059
CHARTA, LLC CPABS4-2	COMMERCIAL PAPER - ABS- 4(2)		8/28/2026		75,000,000	3.83	\$74,072,500	\$74,034,998	-\$37,503
Caisse d'Amortissement de la Dette Sociale (CADES) CP	COMMERCIAL PAPER		6/4/2026		190,200,000	3.94	\$189,494,543	\$189,509,022	\$14,480
Caisse des Depots et Consignations (CDC) CP	COMMERCIAL PAPER		6/3/2026		250,000,000	3.83	\$249,115,764	\$249,113,325	-\$2,439
Canadian Imperial Bank of Commerce CDYAN	CERTIFICATE OF DEPOSIT - YANKEE	4.07	8/27/2026		75,000,000	4.08	\$75,000,000	\$75,020,430	\$20,430
Canadian Imperial Bank of Commerce CDYAN	CERTIFICATE OF DEPOSIT - YANKEE	3.93	10/2/2026		200,000,000	3.95	\$200,000,000	\$199,960,880	-\$39,120
Canadian Imperial Bank of Commerce CDYAN	CERTIFICATE OF DEPOSIT - YANKEE	3.82	10/28/2026		100,000,000	3.84	\$100,000,000	\$99,912,620	-\$87,380
Canadian Imperial Bank of Commerce CDYAN	CERTIFICATE OF DEPOSIT - YANKEE	3.94	11/3/2026		30,000,000	3.96	\$30,000,000	\$29,991,321	-\$8,679
Canadian Imperial Bank of Commerce CDYAN	CERTIFICATE OF DEPOSIT - YANKEE	3.85	12/4/2026		200,000,000	3.87	\$200,000,000	\$199,815,880	-\$184,120
Canadian Imperial Bank of Commerce CDYAN	CERTIFICATE OF DEPOSIT - YANKEE	3.80	1/13/2027		100,000,000	3.82	\$100,000,000	\$99,848,880	-\$151,120
Canadian Imperial Bank of Commerce CDYAN	CERTIFICATE OF DEPOSIT - YANKEE	4.00	3/12/2027		90,000,000	4.02	\$90,000,000	\$89,969,013	-\$30,987
Canadian Imperial Bank of Commerce CDYAN	CERTIFICATE OF DEPOSIT - YANKEE	4.25	3/22/2027		120,000,000	4.26	\$120,000,000	\$120,213,204	\$213,204
Canadian Imperial Bank of Commerce CDYAN	CERTIFICATE OF DEPOSIT - YANKEE	4.15	4/8/2027		100,000,000	4.16	\$100,000,000	\$100,090,170	\$90,170
Canadian Imperial Bank of Commerce CP4-2	COMMERCIAL PAPER - 4-2		5/12/2026		100,000,000	4.41	\$99,859,667	\$99,877,980	\$18,313
Canadian Imperial Bank of Commerce, Jul 01, 2026	VARIABLE RATE COMMERCIAL PAPER - 4-2	3.99	7/1/2026	5/1/2026	18,000,000	4.05	\$18,000,000	\$18,000,000	\$0
Chariot Funding LLC CPABS4-2	COMMERCIAL PAPER - ABS- 4(2)		6/9/2026		25,000,000	3.91	\$24,893,611	\$24,894,168	\$556
Chariot Funding LLC, Sep 02, 2026	COMMERCIAL PAPER ASSET BACKED CALLABLE	3.99	9/2/2026	5/1/2026	150,000,000	4.05	\$150,000,000	\$150,000,000	\$0
City Furniture, Inc., Aug 01, 2044	VARIABLE RATE DEMAND NOTE	3.73	8/1/2044	5/7/2026	72,300,000	3.73	\$72,300,000	\$72,300,000	\$0
Collateralized Commercial Paper V Co. LLC, Aug 21, 2026	COMMERCIAL PAPER ASSET BACKED CALLABLE	3.98	8/21/2026	5/1/2026	135,000,000	4.04	\$135,000,000	\$135,003,391	\$3,391
Collateralized Commercial Paper V Co. LLC, Nov 23, 2026	COMMERCIAL PAPER ASSET BACKED CALLABLE	3.92	11/23/2026	5/1/2026	200,000,000	3.97	\$200,000,000	\$199,938,958	-\$61,042
Collateralized Commercial Paper V Co. LLC, Oct 02, 2026	COMMERCIAL PAPER ASSET BACKED CALLABLE	3.95	10/2/2026	5/1/2026	135,000,000	4.00	\$135,000,000	\$135,003,483	\$3,483

See notes at end of table.

## INVENTORY OF HOLDINGS FOR APRIL 2026

Security Name	Security Classification	Cpn	Maturity	Rate Reset	Par	Current Yield	Amort Cost (2)	Mkt Value (1)	Unrealized Gain/Loss
Collateralized Commercial Paper V Co. LLC, Sep 04, 2026	COMMERCIAL PAPER ASSET BACKED CALLABLE	3.98	9/4/2026	5/1/2026	150,000,000	4.04	\$150,000,000	\$150,007,209	\$7,209
Cooperatieve Rabobank UA TD	TIME DEPOSIT	3.66	5/5/2026		825,000,000	3.71	\$825,000,000	\$825,000,000	\$0
Cooperatieve Rabobank UA TD	TIME DEPOSIT	3.66	5/6/2026		625,000,000	3.71	\$625,000,000	\$625,000,000	\$0
DNB Bank ASA CP4-2	COMMERCIAL PAPER - 4-2		6/11/2026		75,000,000	4.00	\$74,663,125	\$74,682,503	\$19,378
DZ Bank AG Deutsche Zentral-Genossenschaftsbank CP4-2	COMMERCIAL PAPER - 4-2		8/6/2026		220,000,000	3.84	\$217,775,128	\$217,703,068	-\$72,060
DZ Bank AG Deutsche Zentral-Genossenschaftsbank CP4-2	COMMERCIAL PAPER - 4-2		8/7/2026		50,000,000	3.84	\$49,489,188	\$49,472,550	-\$16,638
Dino P. Kanelos Irrevocable Trust, Sep 01, 2041	VARIABLE RATE DEMAND NOTE	3.80	9/1/2041	5/7/2026	4,515,000	3.80	\$4,515,000	\$4,515,000	\$0
Enterprise Fleet Financing LLC 2026-1-A, 1, 3.849%, 02/22/2027	ASSET BACKED NOTE	3.85	2/22/2027		44,661,567	3.85	\$44,661,567	\$44,661,464	-\$103
Exxon Mobil Corp. CP	COMMERCIAL PAPER		5/7/2026		130,000,000	3.70	\$129,907,736	\$129,908,246	\$510
Fairway Finance Co. LLC CPABS4-2	COMMERCIAL PAPER - ABS- 4(2)		6/4/2026		55,000,000	3.98	\$54,794,132	\$54,795,472	\$1,340
Fairway Finance Co. LLC CPABS4-2	COMMERCIAL PAPER - ABS- 4(2)		6/9/2026		55,000,000	3.97	\$54,765,333	\$54,765,942	\$609
Fairway Finance Co. LLC CPABS4-2	COMMERCIAL PAPER - ABS- 4(2)		8/12/2026		25,000,000	3.83	\$24,732,056	\$24,721,270	-\$10,786
Falcon Asset Funding LLC, Nov 06, 2026	COMMERCIAL PAPER ASSET BACKED CALLABLE	4.02	11/6/2026	5/1/2026	160,000,000	4.08	\$160,000,000	\$160,000,000	\$0
GTA Funding LLC CPABS4-2	COMMERCIAL PAPER - ABS- 4(2)		5/4/2026		50,000,000	4.04	\$49,978,278	\$49,979,300	\$1,022
GTA Funding LLC CPABS4-2	COMMERCIAL PAPER - ABS- 4(2)		5/6/2026		50,000,000	4.00	\$49,967,667	\$49,968,930	\$1,263
GTA Funding LLC CPABS4-2	COMMERCIAL PAPER - ABS- 4(2)		8/24/2026		50,000,000	3.85	\$49,399,056	\$49,373,710	-\$25,346
Gotham Funding Corp. CPABS4-2	COMMERCIAL PAPER - ABS- 4(2)		5/19/2026		9,200,000	3.84	\$9,181,792	\$9,181,828	\$36
Gotham Funding Corp. CPABS4-2	COMMERCIAL PAPER - ABS- 4(2)		5/22/2026		150,000,000	3.84	\$149,656,250	\$149,655,735	-\$515
Gotham Funding Corp. CPABS4-2	COMMERCIAL PAPER - ABS- 4(2)		6/16/2026		175,000,000	4.06	\$174,095,250	\$174,127,923	\$32,673
Great America Leasing Receivables 2025-2, AI, 4.035%, 11/16/2026	ASSET BACKED NOTE	4.04	11/16/2026		12,544,172	4.04	\$12,544,172	\$12,546,718	\$2,545
HSBC Securities (USA), Inc. Repo Tri Party Overnight Fixed	REPO TRIPARTY OVERNIGHT FIXED	3.65	5/1/2026		900,000,000	3.70	\$900,000,000	\$900,000,000	\$0
HW Hellman Building, LP, Mar 01, 2062	VARIABLE RATE DEMAND NOTE	3.75	3/1/2062	5/7/2026	50,000,000	3.75	\$50,000,000	\$50,000,000	\$0
ING (U.S.) Funding LLC CP4-2	COMMERCIAL PAPER - 4-2		5/6/2026		27,000,000	4.07	\$26,982,293	\$26,983,363	\$1,070
ING (U.S.) Funding LLC CP4-2	COMMERCIAL PAPER - 4-2		7/28/2026		175,000,000	3.83	\$173,394,910	\$173,324,970	-\$69,940
Jupiter Securitization Co. LLC, Aug 14, 2026	VARIABLE RATE COMMERCIAL PAPER-ABS-4(2)	3.98	8/14/2026	5/1/2026	95,000,000	4.04	\$95,000,000	\$95,000,000	\$0
Jupiter Securitization Company LLC CPABS4-2	COMMERCIAL PAPER - ABS- 4(2)		5/18/2026		90,000,000	3.87	\$89,829,000	\$89,831,988	\$2,988
LMA-Americas LLC CPABS4-2	COMMERCIAL PAPER - ABS- 4(2)		5/19/2026		36,000,000	3.88	\$35,927,610	\$35,928,767	\$1,157
LMA-Americas LLC CPABS4-2	COMMERCIAL PAPER - ABS- 4(2)		6/10/2026		102,300,000	3.84	\$101,863,094	\$101,853,655	-\$9,439
LMA-Americas LLC CPABS4-2	COMMERCIAL PAPER - ABS- 4(2)		7/20/2026		76,050,000	3.95	\$75,389,506	\$75,382,494	-\$7,012
La Fayette Asset Securitization LLC CPABS4-2	COMMERCIAL PAPER - ABS- 4(2)		6/23/2026		45,000,000	4.06	\$44,732,700	\$44,741,880	\$9,180
La Fayette Asset Securitization LLC CPABS4-2	COMMERCIAL PAPER - ABS- 4(2)		6/24/2026		25,000,000	4.08	\$24,847,986	\$24,853,905	\$5,919
Liberty Street Funding LLC CPABS4-2	COMMERCIAL PAPER - ABS- 4(2)		6/17/2026		95,000,000	3.83	\$94,527,533	\$94,516,640	-\$10,893
Lion Bay Funding LLC CPABS4-2	COMMERCIAL PAPER - ABS- 4(2)		7/9/2026		165,000,000	3.84	\$163,806,500	\$163,773,341	-\$33,160
Longship Funding LLC CPABS4-2	COMMERCIAL PAPER - ABS- 4(2)		5/19/2026		160,000,000	3.88	\$159,678,267	\$159,683,216	\$4,949
Manhattan Asset Funding Company LLC CPABS4-2	COMMERCIAL PAPER - ABS- 4(2)		5/18/2026		100,000,000	3.83	\$99,813,000	\$99,813,320	\$320
Matchpoint Finance plc CPABS4-2	COMMERCIAL PAPER - ABS- 4(2)		5/1/2026		150,000,000	3.69	\$149,984,833	\$149,984,625	-\$208
Matchpoint Finance plc CPABS4-2	COMMERCIAL PAPER - ABS- 4(2)		7/28/2026		63,500,000	3.94	\$62,895,603	\$62,897,226	\$1,623
Mizuho Bank Ltd. CDYAN	CERTIFICATE OF DEPOSIT - YANKEE	3.79	5/26/2026		90,000,000	3.84	\$90,000,000	\$90,006,300	\$6,300
Mizuho Bank Ltd. CDYAN	CERTIFICATE OF DEPOSIT - YANKEE	3.78	5/29/2026		250,000,000	3.83	\$250,000,000	\$250,018,225	\$18,225
Mizuho Bank Ltd. CDYAN	CERTIFICATE OF DEPOSIT - YANKEE	3.78	6/4/2026		120,000,000	3.83	\$120,000,000	\$120,008,868	\$8,868
Mizuho Bank Ltd. CDYAN	CERTIFICATE OF DEPOSIT - YANKEE	3.83	6/18/2026		140,000,000	3.88	\$140,000,000	\$140,016,016	\$16,016
Mizuho Bank Ltd. TD	TIME DEPOSIT	3.64	5/1/2026		800,000,000	3.69	\$800,000,000	\$800,000,000	\$0

See notes at end of table.

# INVENTORY OF HOLDINGS FOR APRIL 2026

Security Name	Security Classification	Cpn	Maturity	Rate Reset	Par	Current Yield	Amort Cost (2)	Mkt Value (1)	Unrealized Gain/Loss
Mizuho Securities USA, Inc. - REPO TRIPARTY OVERNIGHT FIXED	REPO TRIPARTY OVERNIGHT FIXED	3.65	5/1/2026		400,000,000	3.70	\$400,000,000	\$400,000,000	\$0
NRW/Bank CP4-2	COMMERCIAL PAPER - 4-2		5/5/2026		30,000,000	3.71	\$29,984,750	\$29,984,691	-\$59
NRW/Bank CP4-2	COMMERCIAL PAPER - 4-2		5/6/2026		20,000,000	3.71	\$19,987,817	\$19,987,742	-\$75
National Australia Bank Ltd., Dec 18, 2026	VARIABLE RATE COMMERCIAL PAPER - 4-2	3.96	12/18/2026	5/1/2026	100,000,000	4.02	\$100,000,000	\$100,000,000	\$0
National Bank of Canada, Feb 11, 2027	VARIABLE RATE COMMERCIAL PAPER - 4-2	3.93	2/11/2027	5/1/2026	300,000,000	3.98	\$300,000,000	\$299,853,090	-\$146,910
National Bank of Canada, Montreal CP4-2	COMMERCIAL PAPER - 4-2		1/8/2027		140,000,000	3.81	\$136,408,806	\$136,202,192	-\$206,614
National Bank of Canada, Montreal CP4-2	COMMERCIAL PAPER - 4-2		1/29/2027		270,000,000	3.82	\$262,478,700	\$262,065,969	-\$412,731
National Bank of Canada, Montreal CP4-2	COMMERCIAL PAPER - 4-2		4/6/2027		50,000,000	4.17	\$48,112,660	\$48,164,780	\$52,120
Old Line Funding, LLC CPABS4-2	COMMERCIAL PAPER - ABS- 4(2)		7/8/2026		75,000,000	3.82	\$74,468,125	\$74,446,133	-\$21,992
Old Line Funding, LLC CPABS4-2	COMMERCIAL PAPER - ABS- 4(2)		7/16/2026		50,000,000	4.00	\$49,589,333	\$49,587,660	-\$1,673
Old Line Funding, LLC CPABS4-2	COMMERCIAL PAPER - ABS- 4(2)		9/21/2026		25,000,000	4.01	\$24,616,000	\$24,612,200	-\$3,800
Old Line Funding, LLC, Jul 15, 2026	COMMERCIAL PAPER ASSET BACKED CALLABLE	3.93	7/15/2026	5/1/2026	100,000,000	3.98	\$100,000,000	\$100,000,000	\$0
Old Line Funding, LLC, Nov 18, 2026	COMMERCIAL PAPER ASSET BACKED CALLABLE	4.02	11/18/2026	5/1/2026	70,000,000	4.08	\$70,000,000	\$70,000,000	\$0
Old Line Funding, LLC, Oct 05, 2026	COMMERCIAL PAPER ASSET BACKED CALLABLE	3.94	10/5/2026	5/1/2026	200,000,000	3.99	\$200,000,000	\$200,000,000	\$0
Paradelle Funding LLC CPABS4-2	COMMERCIAL PAPER - ABS- 4(2)		10/30/2026		15,000,000	3.96	\$14,711,013	\$14,705,199	-\$5,814
Paradelle Funding LLC CPABS4-2	COMMERCIAL PAPER - ABS- 4(2)		3/19/2027		200,000,000	4.18	\$192,822,222	\$193,037,100	\$214,878
Park Avenue Collateralized Notes Co., LLC, Aug 17, 2026	COMMERCIAL PAPER ASSET BACKED CALLABLE	3.98	8/17/2026	5/1/2026	100,000,000	4.04	\$100,000,000	\$100,000,000	\$0
Park Avenue Collateralized Notes Co., LLC, Jan 15, 2027	COMMERCIAL PAPER ASSET BACKED CALLABLE	4.00	1/15/2027	5/1/2026	25,000,000	4.06	\$25,000,000	\$25,000,000	\$0
Park Avenue Collateralized Notes Co., LLC, Nov 20, 2026	COMMERCIAL PAPER ASSET BACKED CALLABLE	3.92	11/20/2026	5/1/2026	75,000,000	3.97	\$75,000,000	\$75,000,000	\$0
Park Avenue Collateralized Notes Co., LLC, Nov 23, 2026	COMMERCIAL PAPER ASSET BACKED CALLABLE	3.92	11/23/2026	5/1/2026	192,000,000	3.97	\$192,000,000	\$192,000,000	\$0
Park Avenue Collateralized Notes Co., LLC, Oct 01, 2026	COMMERCIAL PAPER ASSET BACKED CALLABLE	3.98	10/1/2026	5/1/2026	121,000,000	4.04	\$121,000,000	\$121,000,000	\$0
Park Avenue Collateralized Notes Co., LLC, Oct 16, 2026	COMMERCIAL PAPER ASSET BACKED CALLABLE	3.93	10/16/2026	5/1/2026	215,000,000	3.98	\$215,000,000	\$215,000,000	\$0
Park Avenue Collateralized Notes Co., LLC, Oct 20, 2026	COMMERCIAL PAPER ASSET BACKED CALLABLE	3.93	10/20/2026	5/1/2026	65,000,000	3.98	\$65,000,000	\$64,989,527	-\$10,473
Park Avenue Collateralized Notes Co., LLC, Oct 30, 2026	COMMERCIAL PAPER ASSET BACKED CALLABLE	3.91	10/30/2026	5/1/2026	51,000,000	3.96	\$51,000,000	\$51,000,000	\$0
Pennsylvania State Higher Education Assistance Agency, (Taxable Series A), 06/01/2054	MUNICIPAL VARIABLE RATE DEMAND NOTE	3.72	6/1/2054	5/7/2026	29,694,000	3.72	\$29,694,000	\$29,694,000	\$0
Podium Funding Trust CPABS3A3	COMMERCIAL PAPER - ABS 3A3		5/28/2026		100,000,000	3.85	\$99,707,556	\$99,706,230	-\$1,326
Podium Funding Trust CPABS3A3	COMMERCIAL PAPER - ABS 3A3		6/3/2026		110,000,000	4.05	\$109,594,833	\$109,606,464	\$11,631
Podium Funding Trust CPABS3A3	COMMERCIAL PAPER - ABS 3A3		6/11/2026		50,000,000	4.06	\$49,771,917	\$49,778,100	\$6,183
Podium Funding Trust CPABS3A3	COMMERCIAL PAPER - ABS 3A3		6/23/2026		75,000,000	3.93	\$74,573,625	\$74,570,025	-\$3,600
Podium Funding Trust CPABS3A3	COMMERCIAL PAPER - ABS 3A3		7/8/2026		50,000,000	3.85	\$49,642,542	\$49,632,385	-\$10,157
Podium Funding Trust CPABS3A3	COMMERCIAL PAPER - ABS 3A3		8/12/2026		3,000,000	3.83	\$2,967,847	\$2,966,471	-\$1,375
Podium Funding Trust CPABS3A3	COMMERCIAL PAPER - ABS 3A3		8/26/2026		30,000,000	3.84	\$29,635,183	\$29,618,598	-\$16,585
Podium Funding Trust CPABS3A3	COMMERCIAL PAPER - ABS 3A3		8/27/2026		75,000,000	3.94	\$74,060,396	\$74,038,253	-\$22,143
Podium Funding Trust CPABS3A3	COMMERCIAL PAPER - ABS 3A3		8/27/2026		100,000,000	3.94	\$98,747,194	\$98,717,670	-\$29,524
Podium Funding Trust CPABS3A3	COMMERCIAL PAPER - ABS 3A3		9/3/2026		42,000,000	3.95	\$41,441,400	\$41,429,346	-\$12,054
Podium Funding Trust CPABS3A3	COMMERCIAL PAPER - ABS 3A3		9/10/2026		100,000,000	3.90	\$98,610,889	\$98,564,960	-\$45,929
Podium Funding Trust CPABS3A3	COMMERCIAL PAPER - ABS 3A3		10/14/2026		15,000,000	4.04	\$14,727,929	\$14,728,139	\$209
Podium Funding Trust, Sep 15, 2026	VARIABLE RATE COMMERCIAL PAPER-ABS 3A3	3.90	9/15/2026	5/1/2026	25,000,000	3.95	\$25,000,000	\$25,005,213	\$5,213
Ridgefield Funding Company, LLC Series A CPABS4-2	COMMERCIAL PAPER - ABS- 4(2)		6/26/2026		200,000,000	4.06	\$198,746,000	\$198,788,120	\$42,120
Royal Bank of Canada CP4-2	COMMERCIAL PAPER - 4-2		11/5/2026		100,000,000	3.97	\$98,005,000	\$97,982,420	-\$22,580
Royal Bank of Canada CP4-2	COMMERCIAL PAPER - 4-2		11/19/2026		50,000,000	4.00	\$48,920,153	\$48,915,170	-\$4,983
Royal Bank of Canada CP4-2	COMMERCIAL PAPER - 4-2		3/11/2027		100,000,000	4.02	\$96,635,625	\$96,605,450	-\$30,175

See notes at end of table.



## INVENTORY OF HOLDINGS FOR APRIL 2026

Security Name	Security Classification	Cpn	Maturity	Rate Reset	Par	Current Yield	Amort Cost (2)	Mkt Value (1)	Unrealized Gain/Loss
Royal Bank of Canada ECD	EURO CERTIFICATE OF DEPOSIT	4.07	4/19/2027		50,000,000	4.08	\$50,000,000	\$50,000,000	\$0
Royal Bank of Canada, Montreal CDYAN	CERTIFICATE OF DEPOSIT - YANKEE	4.00	3/12/2027		10,000,000	4.02	\$10,000,000	\$9,995,677	-\$4,323
Royal Bank of Canada, Oct 21, 2026	VARIABLE RATE COMMERCIAL PAPER - 4-2	3.95	10/21/2026	5/1/2026	30,000,000	4.00	\$30,000,000	\$30,002,307	\$2,307
Royal Bank of Canada, Toronto TD	TIME DEPOSIT	3.67	5/1/2026		400,000,000	3.72	\$400,000,000	\$400,000,000	\$0
Salisbury Receivables Company LLC CPABS4-2	COMMERCIAL PAPER - ABS- 4(2)		5/11/2026		25,000,000	3.85	\$24,971,278	\$24,971,670	\$392
Salisbury Receivables Company LLC CPABS4-2	COMMERCIAL PAPER - ABS- 4(2)		5/21/2026		25,000,000	3.85	\$24,945,167	\$24,945,313	\$146
Salisbury Receivables Company LLC CPABS4-2	COMMERCIAL PAPER - ABS- 4(2)		6/9/2026		100,000,000	3.85	\$99,583,333	\$99,576,670	-\$6,663
Salisbury Receivables Company LLC CPABS4-2	COMMERCIAL PAPER - ABS- 4(2)		6/10/2026		80,000,000	3.85	\$79,658,333	\$79,652,776	-\$5,557
Salisbury Receivables Company LLC CPABS4-2	COMMERCIAL PAPER - ABS- 4(2)		6/11/2026		76,000,000	3.85	\$75,667,500	\$75,662,005	-\$5,495
Sheffield Receivables Company LLC CPABS4-2	COMMERCIAL PAPER - ABS- 4(2)		6/8/2026		184,000,000	3.95	\$183,228,580	\$183,238,755	\$10,175
Sheffield Receivables Company LLC CPABS4-2	COMMERCIAL PAPER - ABS- 4(2)		6/11/2026		70,000,000	3.88	\$69,690,483	\$69,687,870	-\$2,613
Sheffield Receivables Company LLC CPABS4-2	COMMERCIAL PAPER - ABS- 4(2)		6/16/2026		164,000,000	4.05	\$163,152,120	\$163,180,886	\$28,766
Sheffield Receivables Company LLC CPABS4-2	COMMERCIAL PAPER - ABS- 4(2)		7/10/2026		25,000,000	3.99	\$24,807,708	\$24,810,980	\$3,272
Sheffield Receivables Company LLC CPABS4-2	COMMERCIAL PAPER - ABS- 4(2)		7/29/2026		60,000,000	3.98	\$59,418,000	\$59,424,000	\$6,000
Sheffield Receivables Company LLC CPABS4-2	COMMERCIAL PAPER - ABS- 4(2)		9/9/2026		100,000,000	3.96	\$98,588,333	\$98,583,200	-\$5,133
Starbird Funding Corp. CPABS4-2	COMMERCIAL PAPER - ABS- 4(2)		5/1/2026		225,000,000	3.69	\$224,977,250	\$224,976,938	-\$313
Sumitomo Mitsui Trust Bank Ltd. CDYAN	CERTIFICATE OF DEPOSIT - YANKEE	3.78	5/20/2026		30,000,000	3.83	\$30,000,000	\$30,001,026	\$1,026
Sumitomo Mitsui Trust Bank Ltd. CDYAN	CERTIFICATE OF DEPOSIT - YANKEE	3.83	6/3/2026		140,000,000	3.88	\$140,000,000	\$140,006,356	\$6,356
Sumitomo Mitsui Trust Bank Ltd. CDYAN	CERTIFICATE OF DEPOSIT - YANKEE	3.88	6/10/2026		105,000,000	3.93	\$105,000,000	\$105,009,996	\$9,996
Sumitomo Mitsui Trust Bank Ltd. CDYAN	CERTIFICATE OF DEPOSIT - YANKEE	3.91	7/28/2026		100,000,000	3.96	\$100,000,000	\$100,001,550	\$1,550
Sumitomo Mitsui Trust Bank Ltd. ECD(USD)	EURO CERTIFICATE OF DEPOSIT	0.00	5/18/2026		200,000,000	3.85	\$199,623,576	\$198,117,880	-\$1,505,696
Sumitomo Mitsui Trust Bank Ltd. ECD(USD)	EURO CERTIFICATE OF DEPOSIT	3.93	6/15/2026		180,000,000	3.98	\$180,000,000	\$180,000,000	\$0
Sumitomo Mitsui Trust Bank Ltd. ECD(USD)	EURO CERTIFICATE OF DEPOSIT	4.00	7/27/2026		100,000,000	4.06	\$100,000,000	\$100,000,000	\$0
Sumitomo Mitsui Trust Bank Ltd. ECD(USD)	EURO CERTIFICATE OF DEPOSIT	4.03	7/16/2026		100,000,000	4.09	\$100,000,000	\$100,000,000	\$0
Svenska Handelsbanken, Stockholm CP4-2	COMMERCIAL PAPER - 4-2		6/12/2026		170,000,000	4.01	\$169,216,206	\$169,233,606	\$17,400
Taxable Tender Option Bond Trust 2021-MIZ9064TX, (Series 2021-MIZ-9064TX), 11/01/2056	MUNICIPAL VARIABLE RATE DEMAND NOTE	4.05	11/1/2056	5/7/2026	13,000,000	4.05	\$13,000,000	\$13,000,000	\$0
Taxable Tender Option Bond Trust 2022-MIZ9084TX, (Series 2022-MIZ-9084TX), 02/01/2027	MUNICIPAL VARIABLE RATE DEMAND NOTE	4.05	2/1/2027	5/7/2026	10,300,000	4.05	\$10,300,000	\$10,300,000	\$0
Taxable Tender Option Bond Trust 2022-MIZ9094TX, (Series 2022-MIZ-9094TX), 12/01/2059	MUNICIPAL VARIABLE RATE DEMAND NOTE	4.05	12/1/2059	5/7/2026	1,500,000	4.05	\$1,500,000	\$1,500,000	\$0
Texas State, Veterans Bonds (Taxable Series 2023A), 12/01/2054	MUNICIPAL VARIABLE RATE DEMAND NOTE	3.70	12/1/2054	5/6/2026	16,815,000	3.70	\$16,815,000	\$16,815,000	\$0
Thunder Bay Funding, LLC CPABS4-2	COMMERCIAL PAPER - ABS- 4(2)		6/3/2026		100,000,000	3.98	\$99,636,389	\$99,640,920	\$4,531
Thunder Bay Funding, LLC CPABS4-2	COMMERCIAL PAPER - ABS- 4(2)		7/8/2026		60,000,000	3.82	\$59,574,500	\$59,557,938	-\$16,562
Thunder Bay Funding, LLC, Aug 18, 2026	COMMERCIAL PAPER ASSET BACKED CALLABLE	3.93	8/18/2026	5/1/2026	100,000,000	3.98	\$100,000,000	\$100,000,000	\$0

See notes at end of table.

# INVENTORY OF HOLDINGS FOR APRIL 2026

Security Name	Security Classification	Cpn	Maturity	Rate Reset	Par	Current Yield	Amort Cost (2)	Mkt Value (1)	Unrealized Gain/Loss
Thunder Bay Funding, LLC, Dec 21, 2026	COMMERCIAL PAPER ASSET BACKED CALLABLE	3.97	12/21/2026	5/1/2026	50,000,000	4.03	\$50,000,000	\$50,000,000	\$0
Toronto Dominion Bank	CALLABLE CERTIFICATE OF DEPOSIT	4.04	1/4/2027	5/1/2026	100,000,000	4.10	\$100,000,000	\$100,050,723	\$50,723
Toronto Dominion Bank	CALLABLE CERTIFICATE OF DEPOSIT	4.04	1/12/2027	5/1/2026	150,000,000	4.10	\$150,000,000	\$150,073,518	\$73,518
Toronto Dominion Bank	CALLABLE CERTIFICATE OF DEPOSIT	3.95	2/12/2027	5/1/2026	180,000,000	4.00	\$180,000,000	\$180,008,154	\$8,154
Toronto Dominion Bank CDYAN	CERTIFICATE OF DEPOSIT - YANKEE	3.78	11/16/2026		95,000,000	3.81	\$95,000,000	\$94,914,909	-\$85,092
Toronto Dominion Bank CP4-2	COMMERCIAL PAPER - 4-2		10/1/2026		100,000,000	3.91	\$98,395,833	\$98,370,050	-\$25,783
Toronto Dominion Bank CP4-2	COMMERCIAL PAPER - 4-2		3/24/2027		50,000,000	4.26	\$48,143,611	\$48,228,590	\$84,979
Toronto Dominion Bank, Apr 06, 2027	VARIABLE RATE COMMERCIAL PAPER - 4-2	4.06	4/6/2027	5/1/2026	75,000,000	4.12	\$75,000,000	\$75,000,000	\$0
Toronto Dominion Bank, Dec 16, 2026	VARIABLE RATE COMMERCIAL PAPER - 4-2	3.99	12/16/2026	5/1/2026	75,000,000	4.05	\$75,000,000	\$75,000,000	\$0
Toronto Dominion Bank, May 24, 2027	VARIABLE RATE COMMERCIAL PAPER - 4-2	4.04	5/24/2027	5/1/2026	122,000,000	4.10	\$122,000,000	\$122,017,214	\$17,214
TotalEnergies Capital S.A. CP4-2	COMMERCIAL PAPER - 4-2		5/22/2026		25,000,000	3.86	\$24,942,097	\$24,942,723	\$625
Toyota Credit Canada Inc. CP	COMMERCIAL PAPER		7/2/2026		55,000,000	4.13	\$54,617,888	\$54,624,433	\$6,545
Toyota Credit De Puerto Rico Corp. CP	COMMERCIAL PAPER		6/15/2026		25,000,000	4.14	\$24,872,861	\$24,879,080	\$6,219
Toyota Credit De Puerto Rico Corp. CP	COMMERCIAL PAPER		7/14/2026		10,000,000	4.07	\$9,918,333	\$9,918,750	\$417
Toyota Credit De Puerto Rico Corp. CP	COMMERCIAL PAPER		7/27/2026		15,000,000	3.94	\$14,860,300	\$14,855,729	-\$4,572
Toyota Credit De Puerto Rico Corp. CP	COMMERCIAL PAPER		9/28/2026		40,000,000	4.10	\$39,333,922	\$39,334,036	\$114
Toyota Credit De Puerto Rico Corp. CP	COMMERCIAL PAPER		10/13/2026		60,000,000	3.93	\$58,951,433	\$58,904,586	-\$46,847
Toyota Credit De Puerto Rico Corp. CP	COMMERCIAL PAPER		11/17/2026		45,000,000	4.09	\$44,010,075	\$44,005,217	-\$4,859
Toyota Credit De Puerto Rico Corp. CP	COMMERCIAL PAPER		11/23/2026		15,000,000	3.88	\$14,677,425	\$14,658,278	-\$19,148
Toyota Motor Credit Corp. CP	COMMERCIAL PAPER		5/18/2026		25,000,000	4.20	\$24,949,500	\$24,953,393	\$3,893
Toyota Motor Credit Corp. CP	COMMERCIAL PAPER		7/27/2026		100,000,000	4.02	\$99,054,000	\$99,066,550	\$12,550
Toyota Motor Credit Corp., Dec 09, 2026	VARIABLE MEDIUM TERM NOTE	3.99	12/9/2026	5/1/2026	230,000,000	4.05	\$230,000,000	\$229,970,634	-\$29,366
Toyota Motor Credit Corp., Feb 12, 2027	VARIABLE MEDIUM TERM NOTE	3.93	2/12/2027	5/1/2026	50,000,000	3.98	\$50,000,000	\$50,039,000	\$39,000
Truist Bank CD	CERTIFICATE OF DEPOSIT	3.79	5/12/2026		150,000,000	3.84	\$150,000,000	\$150,002,370	\$2,370
Truist Bank CD	CERTIFICATE OF DEPOSIT	3.78	6/10/2026		200,000,000	3.83	\$200,000,000	\$199,984,040	-\$15,960
Truist Bank CD	CERTIFICATE OF DEPOSIT	3.95	6/1/2026		100,000,000	4.00	\$100,000,000	\$100,014,790	\$14,790
UnitedHealth Group, Inc. CP4-2	COMMERCIAL PAPER - 4-2		5/1/2026		80,000,000	3.72	\$79,991,844	\$79,991,816	-\$28
Victory Receivables Corp. CPABS4-2	COMMERCIAL PAPER - ABS- 4(2)		5/18/2026		150,000,000	3.83	\$149,719,500	\$149,719,230	-\$270
Westpac Banking Corp. Ltd. CDYAN	CERTIFICATE OF DEPOSIT - YANKEE	3.84	12/8/2026		70,000,000	3.86	\$70,000,000	\$69,921,950	-\$78,050
Westpac Banking Corp. Ltd., Sydney CP4-2	COMMERCIAL PAPER - 4-2		9/22/2026		40,000,000	3.99	\$39,384,556	\$39,391,344	\$6,788
Wylie Bice Life Insurance Trust, Aug 01, 2046	VARIABLE RATE DEMAND NOTE	3.80	8/1/2046	5/7/2026	7,625,000	3.80	\$7,625,000	\$7,625,000	\$0
					29,065,654,739		\$28,979,016,494	\$28,975,801,096	-\$3,215,398

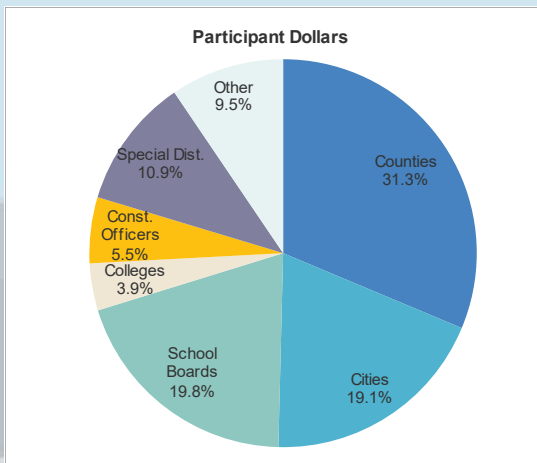
**Notes:** The data included in this report is unaudited. Amounts above are the value of investments. Income accruals, payables and uninvested cash are not included. Amortizations/accretions are reported with a one-day lag in the above valuations.

<sup>1</sup> Market values of the portfolio securities are provided by the custodian, BNY Mellon. The portfolio manager, Federated Hermes, is the source for other data shown above.

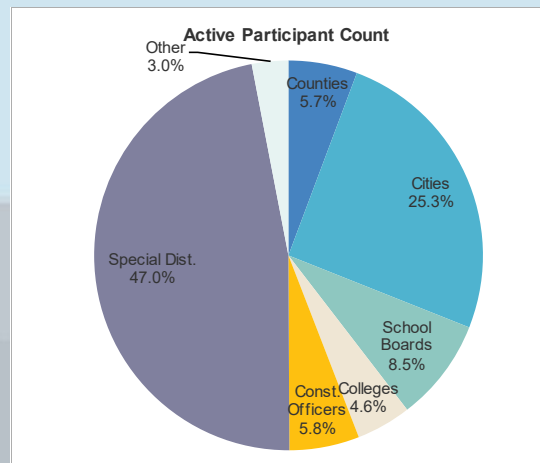
<sup>2</sup> Amortized cost is calculated using a straight line method.

**PARTICIPANT CONCENTRATION DATA - AS OF APRIL 30 2026**

Participant Balance	Share of		Participant Balance	Share of	
	Fund	Participant Count		Fund	Participant Count
<b>All Participants</b>	<b>100.0%</b>	<b>100.0%</b>	<b>Colleges &amp; Universities</b>	<b>3.9%</b>	<b>4.6%</b>
Top 10	34.5%	1.2%	Top 10	3.2%	1.2%
\$100 million or more	75.5%	8.2%	\$100 million or more	2.3%	0.6%
\$10 million up to \$100 million	21.6%	19.6%	\$10 million up to \$100 million	1.5%	1.5%
\$1 million up to \$10 million	2.6%	22.8%	\$1 million up to \$10 million	0.1%	0.7%
Under \$1 million	0.4%	49.5%	Under \$1 million	0.01%	1.8%
<b>Counties</b>	<b>31.3%</b>	<b>5.7%</b>	<b>Constitutional Officers</b>	<b>5.5%</b>	<b>5.8%</b>
Top 10	25.9%	1.2%	Top 10	4.4%	1.2%
\$100 million or more	30.0%	2.1%	\$100 million or more	4.0%	0.2%
\$10 million up to \$100 million	1.2%	1.2%	\$10 million up to \$100 million	1.2%	1.1%
\$1 million up to \$10 million	0.1%	1.1%	\$1 million up to \$10 million	0.3%	1.9%
Under \$1 million	0.0%	1.4%	Under \$1 million	0.0%	2.7%
<b>Municipalities</b>	<b>19.1%</b>	<b>25.3%</b>	<b>Special Districts</b>	<b>10.9%</b>	<b>47.0%</b>
Top 10	6.9%	1.2%	Top 10	6.9%	1.2%
\$100 million or more	8.0%	1.5%	\$100 million or more	6.6%	1.1%
\$10 million up to \$100 million	10.3%	9.0%	\$10 million up to \$100 million	3.0%	3.4%
\$1 million up to \$10 million	0.7%	5.8%	\$1 million up to \$10 million	1.0%	10.9%
Under \$1 million	0.1%	9.0%	Under \$1 million	0.3%	31.7%
<b>School Boards</b>	<b>19.8%</b>	<b>8.5%</b>	<b>Other</b>	<b>9.5%</b>	<b>3.0%</b>
Top 10	13.0%	1.2%	Top 10	7.3%	1.2%
\$100 million or more	15.9%	2.0%	\$100 million or more	8.7%	0.7%
\$10 million up to \$100 million	3.7%	2.8%	\$10 million up to \$100 million	0.7%	0.7%
\$1 million up to \$10 million	0.3%	1.9%	\$1 million up to \$10 million	0.1%	0.6%
Under \$1 million	0.0%	1.9%	Under \$1 million	0.0%	1.1%



Total Fund Value: \$29,047,279,935



Total Active Participant Count: 857

Note: Active accounts include only those participant accounts valued above zero.

## COMPLIANCE WITH INVESTMENT POLICY FOR APRIL 30, 2026

As investment manager, Federated monitors compliance daily on Florida PRIME to ensure that investment practices comply with the requirements of the Investment Policy Statement (IPS). Federated provides a monthly compliance report to the SBA and is required to notify the Investment Oversight Group (IOG) of compliance exceptions within 24 hours of identification. The IOG will meet as necessary based on the occurrence and resolution of compliance exceptions or upon the occurrence of a material event. Minutes from the IOG meetings are posted to the Florida PRIME website.

In addition to the compliance testing performed by Federated, SBA Risk Management and Compliance conducts daily independent testing on Florida PRIME using a risk-based approach. Under this approach, each IPS parameter is ranked as “High” or “Low” with respect to the level of risk associated with a potential guideline breach. Negative test results are subject to independent verification and review for possible escalation. These rankings, along with the frequency for testing, are reviewed and approved by the IOG on an annual basis or more often if market conditions dictate. Additionally, any parameter reported in “Fail” status on the Federated compliance report, regardless of risk ranking, is also independently verified and escalated accordingly. The results of independent testing are currently reported monthly to the IOG.

Test by Source	Pass/Fail
Securities must be USD denominated	Pass
<u>Ratings requirements</u>	
First Tier Securities	Pass
Long-term securities must have long-term ratings in the three highest categories	Pass
Commercial Paper must have short-term ratings from at least one NRSRO	Pass
Securities in Highest Rating Category (A-1+ or equivalent)	Pass
Repurchase Agreement Counterparties must be rated by S&P	Pass
S&P Weighted Average Life	Pass
<u>Maturity</u>	
Individual Security	Pass
Government floating rate notes/variable rate notes	Pass
Dollar Weighted Average Maturity	Pass
Weighted Average Life	Pass
<u>Issuer Diversification</u>	
First tier issuer (limit does not apply to cash, cash items, U.S. Government securities and repo collateralized by these securities)	Pass
Demand Feature and Guarantor Diversification	
First Tier securities issued by or subject to demand features and guarantees of a non-controlled person	Pass
First Tier securities issued by or subject to demand features and guarantees of a controlled person	Pass

Test by Source	Pass/Fail
<u>Money Market Mutual Funds</u>	
Invested in any one Money Market Mutual Fund	Pass
<u>Repurchase Agreements</u>	
Repurchase Agreement Counterparty Rating	Pass
Term Repurchase Agreements with any single dealer - Counterparty Rating A-1+ (2-5 business days)	Pass
Term Repurchase Agreements with any single dealer - Counterparty Rating A-1 (2-5 business days)	Pass
Term Repurchase Agreements with any single dealer - Counterparty Rating A-1+ (More than 5 business days)	Pass
Term Repurchase Agreements with any single dealer - Counterparty Rating A-1 (More than 5 business days)	Pass
Repurchase Agreements with any single dealer - Counterparty Rating A-1	Pass
<u>Concentration Tests</u>	
Industry Concentration, excluding financial services industry	Pass
Any Single Government Agency	Pass
Illiquid Securities	Pass
Assets invested in securities accessible within 1 business day	Pass
Assets invested in securities accessible within 5 business days	Pass

## TRADING ACTIVITY FOR APRIL 2026

Issue Description	Maturity Date	Trade Date	Settlement dt	Transaction	Quantity	Traded Interest Local	Net Amount Local	Total Real G/L
ABN Amro Bank NV Amsterdam TD 20260407	04/07/26	04/07/26	04/07/26	MATURITY	1,500,000,000	0	1,500,000,000	0
ABN Amro Bank NV Amsterdam TD 20260414	04/14/26	04/14/26	04/14/26	MATURITY	1,475,000,000	0	1,475,000,000	0
ABN AMRO BANK NV ATD 20260421	04/21/26	04/21/26	04/21/26	MATURITY	1,475,000,000	0	1,475,000,000	0
ABN AMRO BANK NV ATD 20260428	04/28/26	04/28/26	04/28/26	MATURITY	1,450,000,000	0	1,450,000,000	0
ALBION CORP/LLC FIXED COUPON 0 MATURITY 20260420	04/20/26	04/20/26	04/20/26	MATURITY	92,000,000	0	92,000,000	0
Anglesea Funding LLC CPABS4-2 20260407	04/07/26	04/07/26	04/07/26	MATURITY	268,000,000	0	268,000,000	0
Anglesea Funding LLC CPABS4-2 20260414	04/14/26	04/14/26	04/14/26	MATURITY	286,000,000	0	286,000,000	0
Anglesea Funding LLC CPABS4-2 20260421	04/21/26	04/21/26	04/21/26	MATURITY	100,000,000	0	100,000,000	0
Antalis S.A. CPABS4-2 20260417	04/17/26	04/17/26	04/17/26	MATURITY	119,000,000	0	119,000,000	0
Antalis S.A. CPABS4-2 20260422	04/22/26	04/22/26	04/22/26	MATURITY	120,510,000	0	120,510,000	0
Antalis S.A. CPABS4-2 20260424	04/24/26	04/24/26	04/24/26	MATURITY	163,000,000	0	163,000,000	0
Antalis S.A. CPABS4-2 20260429	04/29/26	04/29/26	04/29/26	MATURITY	85,000,000	0	85,000,000	0
ANTALIS SA FIXED COUPON 0 MATURITY 20260407	04/07/26	04/07/26	04/07/26	MATURITY	113,570,000	0	113,570,000	0
ANTALIS SA FIXED COUPON 0 MATURITY 20260410	04/10/26	04/10/26	04/10/26	MATURITY	122,600,000	0	122,600,000	0
ANTALIS SA FIXED COUPON 0 MATURITY 20260415	04/15/26	04/15/26	04/15/26	MATURITY	88,410,000	0	88,410,000	0
Atlantic Asset SecuCPABS4	04/23/26	04/23/26	04/23/26	MATURITY	80,000,000	0	80,000,000	0
ATLANTIC ASSET SECURITI 0.0 16APR26	04/16/26	04/16/26	04/16/26	MATURITY	90,000,000	0	90,000,000	0
Atlantic Asset Securitization LLC CPABS4-2 20260429	04/29/26	04/29/26	04/29/26	MATURITY	110,000,000	0	110,000,000	0
ATLANTIC AST LLC FIXED COUPON 0 MATURITY 20260414	04/14/26	04/14/26	04/14/26	MATURITY	75,000,000	0	75,000,000	0
ATLANTIC AST LLC FIXED COUPON 0 MATURITY 20260415	04/15/26	04/15/26	04/15/26	MATURITY	30,000,000	0	30,000,000	0
ATLANTIC AST LLC FIXED COUPON 0 MATURITY 20260420	04/20/26	04/20/26	04/20/26	MATURITY	8,800,000	0	8,800,000	0
AUSTRALIA NEW ZEATD 20260421	04/21/26	04/21/26	04/21/26	MATURITY	1,250,000,000	0	1,250,000,000	0
AUSTRALIA NEW ZEATD 20260428	04/28/26	04/28/26	04/28/26	MATURITY	1,225,000,000	0	1,225,000,000	0
Australia & New Zealand Banking Group Melbourne TD 20260407	04/07/26	04/07/26	04/07/26	MATURITY	1,300,000,000	0	1,300,000,000	0
Australia & New Zealand Banking Group Melbourne TD 20260414	04/14/26	04/14/26	04/14/26	MATURITY	1,250,000,000	0	1,250,000,000	0
BANK OF AMERICA N-ABNOTE	04/10/26	04/10/26	04/10/26	MATURITY	100,000,000	0	100,000,000	0
Bank of America N.A. Triparty Repo Overnight Fixed 20260401	04/01/26	04/01/26	04/01/26	MATURITY	1,597,000,000	0	1,597,000,000	0
BANK OF AMERICA N.A. TRIPARTY REPO OVERNIGHT FIXED 20260402	04/02/26	04/02/26	04/02/26	MATURITY	1,459,000,000	0	1,459,000,000	0
BANK OF AMERICA N.A. TRIPARTY REPO OVERNIGHT FIXED 20260406	04/06/26	04/06/26	04/06/26	MATURITY	929,000,000	0	929,000,000	0
BANK OF AMERICA N.A. TRIPARTY REPO OVERNIGHT FIXED 20260407	04/07/26	04/07/26	04/07/26	MATURITY	1,071,000,000	0	1,071,000,000	0
BANK OF AMERICA N.A. TRIPARTY REPO OVERNIGHT FIXED 20260408	04/08/26	04/08/26	04/08/26	MATURITY	1,134,000,000	0	1,134,000,000	0
BANK OF AMERICA N.A. TRIPARTY REPO OVERNIGHT FIXED 20260409	04/09/26	04/09/26	04/09/26	MATURITY	429,000,000	0	429,000,000	0
BANK OF AMERICA N.A. TRIPARTY REPO OVERNIGHT FIXED 20260410	04/10/26	04/10/26	04/10/26	MATURITY	61,000,000	0	61,000,000	0
BANK OF AMERICA N.A. TRIPARTY REPO OVERNIGHT FIXED 20260413	04/13/26	04/13/26	04/13/26	MATURITY	616,000,000	0	616,000,000	0
BANK OF AMERICA N.A. TRIPARTY REPO OVERNIGHT FIXED 20260414	04/14/26	04/14/26	04/14/26	MATURITY	1,323,000,000	0	1,323,000,000	0
BANK OF AMERICA N.A. TRIPARTY REPO OVERNIGHT FIXED 20260415	04/15/26	04/15/26	04/15/26	MATURITY	1,134,000,000	0	1,134,000,000	0
BANK OF AMERICA N.A. TRIPARTY REPO OVERNIGHT FIXED 20260416	04/16/26	04/16/26	04/16/26	MATURITY	1,162,000,000	0	1,162,000,000	0
BANK OF AMERICA N.A. TRIPARTY REPO OVERNIGHT FIXED 20260417	04/17/26	04/17/26	04/17/26	MATURITY	1,080,000,000	0	1,080,000,000	0
BANK OF AMERICA N.A. TRIPARTY REPO OVERNIGHT FIXED 20260420	04/20/26	04/20/26	04/20/26	MATURITY	1,277,000,000	0	1,277,000,000	0
BANK OF AMERICA N.A. TRIPARTY REPO OVERNIGHT FIXED 20260421	04/21/26	04/21/26	04/21/26	MATURITY	1,094,000,000	0	1,094,000,000	0
BANK OF AMERICA N.A. TRIPARTY REPO OVERNIGHT FIXED 20260422	04/22/26	04/22/26	04/22/26	MATURITY	1,262,000,000	0	1,262,000,000	0
BANK OF AMERICA N.A. TRIPARTY REPO OVERNIGHT FIXED 20260423	04/23/26	04/23/26	04/23/26	MATURITY	1,314,000,000	0	1,314,000,000	0
BANK OF AMERICA N.A. TRIPARTY REPO OVERNIGHT FIXED 20260424	04/24/26	04/24/26	04/24/26	MATURITY	1,511,000,000	0	1,511,000,000	0
BANK OF AMERICA N.A. TRIPARTY REPO OVERNIGHT FIXED 20260427	04/27/26	04/27/26	04/27/26	MATURITY	1,681,000,000	0	1,681,000,000	0
BANK OF AMERICA N.A. TRIPARTY REPO OVERNIGHT FIXED 20260428	04/28/26	04/28/26	04/28/26	MATURITY	1,458,000,000	0	1,458,000,000	0
BANK OF AMERICA N.A. TRIPARTY REPO OVERNIGHT FIXED 20260429	04/29/26	04/29/26	04/29/26	MATURITY	2,413,000,000	0	2,413,000,000	0
BANK OF AMERICA N.A. TRIPARTY REPO OVERNIGHT FIXED 20260430	04/30/26	04/30/26	04/30/26	MATURITY	2,128,000,000	0	2,128,000,000	0
BANK OF MONTREAL FIXED COUPON 0 MATURITY 20260423	04/23/26	04/23/26	04/23/26	MATURITY	50,000,000	0	50,000,000	0
BANK OF MONTREAL FLOATING COUPON 4.08000 MATURITY 20260408	04/08/26	04/08/26	04/08/26	MATURITY	110,000,000	0	110,000,000	0
Bank of Nova Scotia Toronto Repo Triparty Overnight Fixed 20260401	04/01/26	04/01/26	04/01/26	MATURITY	1,500,000,000	0	1,500,000,000	0
BANK OF NOVA SCOTIA TORONTO REPO TRIPARTY OVERNIGHT FIXED 20260402	04/02/26	04/02/26	04/02/26	MATURITY	1,500,000,000	0	1,500,000,000	0
BANK OF NOVA SCOTIA TORONTO REPO TRIPARTY OVERNIGHT FIXED 20260406	04/06/26	04/06/26	04/06/26	MATURITY	1,500,000,000	0	1,500,000,000	0
BANK OF NOVA SCOTIA TORONTO REPO TRIPARTY OVERNIGHT FIXED 20260407	04/07/26	04/07/26	04/07/26	MATURITY	1,500,000,000	0	1,500,000,000	0

# TRADING ACTIVITY FOR APRIL 2026

Issue Description	Maturity Date	Trade Date	settlement dt	Transaction	Quantity	Traded Interest Local	Net Amount Local	Total Real G/L
BANK OF NOVA SCOTIA TORONTO REPO TRIPARTY OVERNIGHT FIXED 20260408	04/08/26	04/08/26	04/08/26	MATURITY	1,500,000,000	0	1,500,000,000	0
BANK OF NOVA SCOTIA TORONTO REPO TRIPARTY OVERNIGHT FIXED 20260409	04/09/26	04/09/26	04/09/26	MATURITY	1,500,000,000	0	1,500,000,000	0
BANK OF NOVA SCOTIA TORONTO REPO TRIPARTY OVERNIGHT FIXED 20260410	04/10/26	04/10/26	04/10/26	MATURITY	500,000,000	0	500,000,000	0
BANK OF NOVA SCOTIA TORONTO REPO TRIPARTY OVERNIGHT FIXED 20260413	04/13/26	04/13/26	04/13/26	MATURITY	500,000,000	0	500,000,000	0
BANK OF NOVA SCOTIA TORONTO REPO TRIPARTY OVERNIGHT FIXED 20260414	04/14/26	04/14/26	04/14/26	MATURITY	1,500,000,000	0	1,500,000,000	0
BANK OF NOVA SCOTIA TORONTO REPO TRIPARTY OVERNIGHT FIXED 20260415	04/15/26	04/15/26	04/15/26	MATURITY	1,500,000,000	0	1,500,000,000	0
BANK OF NOVA SCOTIA TORONTO REPO TRIPARTY OVERNIGHT FIXED 20260416	04/16/26	04/16/26	04/16/26	MATURITY	1,500,000,000	0	1,500,000,000	0
BANK OF NOVA SCOTIA TORONTO REPO TRIPARTY OVERNIGHT FIXED 20260417	04/17/26	04/17/26	04/17/26	MATURITY	1,500,000,000	0	1,500,000,000	0
BANK OF NOVA SCOTIA TORONTO REPO TRIPARTY OVERNIGHT FIXED 20260420	04/20/26	04/20/26	04/20/26	MATURITY	1,500,000,000	0	1,500,000,000	0
BANK OF NOVA SCOTIA TORONTO REPO TRIPARTY OVERNIGHT FIXED 20260421	04/21/26	04/21/26	04/21/26	MATURITY	1,500,000,000	0	1,500,000,000	0
BANK OF NOVA SCOTIA TORONTO REPO TRIPARTY OVERNIGHT FIXED 20260422	04/22/26	04/22/26	04/22/26	MATURITY	1,500,000,000	0	1,500,000,000	0
BANK OF NOVA SCOTIA TORONTO REPO TRIPARTY OVERNIGHT FIXED 20260423	04/23/26	04/23/26	04/23/26	MATURITY	1,500,000,000	0	1,500,000,000	0
BANK OF NOVA SCOTIA TORONTO REPO TRIPARTY OVERNIGHT FIXED 20260424	04/24/26	04/24/26	04/24/26	MATURITY	1,500,000,000	0	1,500,000,000	0
BANK OF NOVA SCOTIA TORONTO REPO TRIPARTY OVERNIGHT FIXED 20260427	04/27/26	04/27/26	04/27/26	MATURITY	1,500,000,000	0	1,500,000,000	0
BANK OF NOVA SCOTIA TORONTO REPO TRIPARTY OVERNIGHT FIXED 20260428	04/28/26	04/28/26	04/28/26	MATURITY	1,500,000,000	0	1,500,000,000	0
BANK OF NOVA SCOTIA TORONTO REPO TRIPARTY OVERNIGHT FIXED 20260429	04/29/26	04/29/26	04/29/26	MATURITY	1,500,000,000	0	1,500,000,000	0
BANK OF NOVA SCOTIA TORONTO REPO TRIPARTY OVERNIGHT FIXED 20260430	04/30/26	04/30/26	04/30/26	MATURITY	1,500,000,000	0	1,500,000,000	0
Bennington Stark Capital Co. LLC CPABS4-2 20260407	04/07/26	04/07/26	04/07/26	MATURITY	116,500,000	0	116,500,000	0
Bennington Stark Capital Co. LLC CPABS4-2 20260408	04/08/26	04/08/26	04/08/26	MATURITY	50,000,000	0	50,000,000	0
Bennington Stark Capital Co. LLC CPABS4-2 20260409	04/09/26	04/09/26	04/09/26	MATURITY	64,000,000	0	64,000,000	0
Bennington Stark Capital Co. LLC CPABS4-2 20260414	04/14/26	04/14/26	04/14/26	MATURITY	116,500,000	0	116,500,000	0
Bennington Stark Capital Co. LLC CPABS4-2 20260415	04/15/26	04/15/26	04/15/26	MATURITY	20,000,000	0	20,000,000	0
Bennington Stark Capital Co. LLC CPABS4-2 20260416	04/16/26	04/16/26	04/16/26	MATURITY	69,000,000	0	69,000,000	0
Bennington Stark Capital Co. LLC CPABS4-2 20260421	04/21/26	04/21/26	04/21/26	MATURITY	116,000,000	0	116,000,000	0
Bennington Stark Capital Co. LLC CPABS4-2 20260422	04/22/26	04/22/26	04/22/26	MATURITY	20,000,000	0	20,000,000	0
Bennington Stark Capital Co. LLC CPABS4-2 20260423	04/23/26	04/23/26	04/23/26	MATURITY	69,000,000	0	69,000,000	0
Bennington Stark Capital Co. LLC CPABS4-2 20260428	04/28/26	04/28/26	04/28/26	MATURITY	116,000,000	0	116,000,000	0
Bennington Stark Capital Co. LLC CPABS4-2 20260429	04/29/26	04/29/26	04/29/26	MATURITY	20,000,000	0	20,000,000	0
Bennington Stark Capital Co. LLC CPABS4-2 20260430	04/30/26	04/30/26	04/30/26	MATURITY	69,000,000	0	69,000,000	0
BENNINGTON STARK FIXED COUPON 0 MATURITY 20260401	04/01/26	04/01/26	04/01/26	MATURITY	117,000,000	0	117,000,000	0
BNG Bank N.V. CP4-2 20260414	04/14/26	04/14/26	04/14/26	MATURITY	285,000,000	0	285,000,000	0
BNG Bank N.V. CP4-2 20260427	04/27/26	04/27/26	04/27/26	MATURITY	300,000,000	0	300,000,000	0
BOFA Securities Inc. Triparty Repo Overnight Fixed 20260401	04/01/26	04/01/26	04/01/26	MATURITY	2,000,000	0	2,000,000	0
BOFA SECURITIES INC. TRIPARTY REPO OVERNIGHT FIXED 20260402	04/02/26	04/02/26	04/02/26	MATURITY	2,000,000	0	2,000,000	0
BOFA SECURITIES INC. TRIPARTY REPO OVERNIGHT FIXED 20260406	04/06/26	04/06/26	04/06/26	MATURITY	2,000,000	0	2,000,000	0
BOFA SECURITIES INC. TRIPARTY REPO OVERNIGHT FIXED 20260407	04/07/26	04/07/26	04/07/26	MATURITY	2,000,000	0	2,000,000	0
BOFA SECURITIES INC. TRIPARTY REPO OVERNIGHT FIXED 20260408	04/08/26	04/08/26	04/08/26	MATURITY	2,000,000	0	2,000,000	0
BOFA SECURITIES INC. TRIPARTY REPO OVERNIGHT FIXED 20260409	04/09/26	04/09/26	04/09/26	MATURITY	2,000,000	0	2,000,000	0
BOFA SECURITIES INC. TRIPARTY REPO OVERNIGHT FIXED 20260410	04/10/26	04/10/26	04/10/26	MATURITY	2,000,000	0	2,000,000	0
BOFA SECURITIES INC. TRIPARTY REPO OVERNIGHT FIXED 20260413	04/13/26	04/13/26	04/13/26	MATURITY	2,000,000	0	2,000,000	0
BOFA SECURITIES INC. TRIPARTY REPO OVERNIGHT FIXED 20260414	04/14/26	04/14/26	04/14/26	MATURITY	2,000,000	0	2,000,000	0
BOFA SECURITIES INC. TRIPARTY REPO OVERNIGHT FIXED 20260415	04/15/26	04/15/26	04/15/26	MATURITY	2,000,000	0	2,000,000	0
BOFA SECURITIES INC. TRIPARTY REPO OVERNIGHT FIXED 20260416	04/16/26	04/16/26	04/16/26	MATURITY	2,000,000	0	2,000,000	0
BOFA SECURITIES INC. TRIPARTY REPO OVERNIGHT FIXED 20260417	04/17/26	04/17/26	04/17/26	MATURITY	2,000,000	0	2,000,000	0
BOFA SECURITIES INC. TRIPARTY REPO OVERNIGHT FIXED 20260420	04/20/26	04/20/26	04/20/26	MATURITY	2,000,000	0	2,000,000	0
BOFA SECURITIES INC. TRIPARTY REPO OVERNIGHT FIXED 20260421	04/21/26	04/21/26	04/21/26	MATURITY	2,000,000	0	2,000,000	0
BOFA SECURITIES INC. TRIPARTY REPO OVERNIGHT FIXED 20260422	04/22/26	04/22/26	04/22/26	MATURITY	2,000,000	0	2,000,000	0
BOFA SECURITIES INC. TRIPARTY REPO OVERNIGHT FIXED 20260423	04/23/26	04/23/26	04/23/26	MATURITY	2,000,000	0	2,000,000	0
BOFA SECURITIES INC. TRIPARTY REPO OVERNIGHT FIXED 20260424	04/24/26	04/24/26	04/24/26	MATURITY	2,000,000	0	2,000,000	0
BOFA SECURITIES INC. TRIPARTY REPO OVERNIGHT FIXED 20260427	04/27/26	04/27/26	04/27/26	MATURITY	2,000,000	0	2,000,000	0
BOFA SECURITIES INC. TRIPARTY REPO OVERNIGHT FIXED 20260428	04/28/26	04/28/26	04/28/26	MATURITY	2,000,000	0	2,000,000	0

## TRADING ACTIVITY FOR APRIL 2026

Issue Description	Maturity Date	Trade Date	Settlement Date	Transaction	Quantity	Traded Interest Local	Net Amount Local	Total Real G/T
BOFA SECURITIES INC. TRIPARTY REPO OVERNIGHT FIXED 20260429	04/29/26	04/29/26	04/29/26	MATURITY	250,000,000	0	250,000,000	0
BOFA SECURITIES INC. TRIPARTY REPO OVERNIGHT FIXED 20260430	04/30/26	04/30/26	04/30/26	MATURITY	700,000,000	0	700,000,000	0
CAFCO LLC FIXED COUPON 0 MATURITY 20260423	04/23/26	04/23/26	04/23/26	MATURITY	67,000,000	0	67,000,000	0
CAN IMPL BK NY FLOATING COUPON 3.930000 MATURITY 20260407	04/07/26	04/07/26	04/07/26	MATURITY	100,000,000	0	100,000,000	0
CAN IMPL BK NY FLOATING COUPON 3.970000 MATURITY 20260421	04/21/26	04/21/26	04/21/26	MATURITY	70,000,000	0	70,000,000	0
CANCARA ASSET SE FIXED COUPON 0 MATURITY 20260430	04/30/26	04/30/26	04/30/26	MATURITY	20,000,000	0	20,000,000	0
CHARIOT FDG LLC FIXED COUPON 0 MATURITY 20260409	04/09/26	04/09/26	04/09/26	MATURITY	25,000,000	0	25,000,000	0
Chesham Finance LLC Series III CPABS4-2 20260407	04/07/26	04/07/26	04/07/26	MATURITY	58,000,000	0	58,000,000	0
Chesham Finance LLC Series III CPABS4-2 20260414	04/14/26	04/14/26	04/14/26	MATURITY	50,000,000	0	50,000,000	0
Chesham Finance LLC Series III CPABS4-2 20260421	04/21/26	04/21/26	04/21/26	MATURITY	30,000,000	0	30,000,000	0
Chesham Finance LLC Series III CPABS4-2 20260428	04/28/26	04/28/26	04/28/26	MATURITY	50,000,000	0	50,000,000	0
Chesham Finance LLC Series IV CPABS4-2 20260401	04/01/26	04/01/26	04/01/26	MATURITY	100,000,000	0	100,000,000	0
Chesham Finance LLC Series IV CPABS4-2 20260402	04/02/26	04/02/26	04/02/26	MATURITY	150,000,000	0	150,000,000	0
Chesham Finance LLC Series IV CPABS4-2 20260406	04/06/26	04/06/26	04/06/26	MATURITY	50,000,000	0	50,000,000	0
Chesham Finance LLC Series IV CPABS4-2 20260407	04/07/26	04/07/26	04/07/26	MATURITY	100,000,000	0	100,000,000	0
Chesham Finance LLC Series IV CPABS4-2 20260408	04/08/26	04/08/26	04/08/26	MATURITY	100,000,000	0	100,000,000	0
Chesham Finance LLC Series IV CPABS4-2 20260409	04/09/26	04/09/26	04/09/26	MATURITY	135,000,000	0	135,000,000	0
Chesham Finance LLC Series IV CPABS4-2 20260410	04/10/26	04/10/26	04/10/26	MATURITY	100,000,000	0	100,000,000	0
Chesham Finance LLC Series IV CPABS4-2 20260414	04/14/26	04/14/26	04/14/26	MATURITY	100,000,000	0	100,000,000	0
Chesham Finance LLC Series IV CPABS4-2 20260415	04/15/26	04/15/26	04/15/26	MATURITY	100,000,000	0	100,000,000	0
Chesham Finance LLC Series IV CPABS4-2 20260416	04/16/26	04/16/26	04/16/26	MATURITY	175,000,000	0	175,000,000	0
Chesham Finance LLC Series IV CPABS4-2 20260417	04/17/26	04/17/26	04/17/26	MATURITY	100,000,000	0	100,000,000	0
Chesham Finance LLC Series IV CPABS4-2 20260420	04/20/26	04/20/26	04/20/26	MATURITY	100,000,000	0	100,000,000	0
Chesham Finance LLC Series IV CPABS4-2 20260421	04/21/26	04/21/26	04/21/26	MATURITY	100,000,000	0	100,000,000	0
Chesham Finance LLC Series IV CPABS4-2 20260422	04/22/26	04/22/26	04/22/26	MATURITY	100,000,000	0	100,000,000	0
Chesham Finance LLC Series IV CPABS4-2 20260423	04/23/26	04/23/26	04/23/26	MATURITY	150,000,000	0	150,000,000	0
Chesham Finance LLC Series IV CPABS4-2 20260424	04/24/26	04/24/26	04/24/26	MATURITY	100,000,000	0	100,000,000	0
Chesham Finance LLC Series IV CPABS4-2 20260430	04/30/26	04/30/26	04/30/26	MATURITY	50,000,000	0	50,000,000	0
Cooperatieve Rabobank UA TD 20260401	04/01/26	04/01/26	04/01/26	MATURITY	625,000,000	0	625,000,000	0
Cooperatieve Rabobank UA TD 20260408	04/08/26	04/08/26	04/08/26	MATURITY	625,000,000	0	625,000,000	0
Cooperatieve Rabobank UA TD 20260414	04/14/26	04/14/26	04/14/26	MATURITY	850,000,000	0	850,000,000	0
Cooperatieve Rabobank UA TD 20260415	04/15/26	04/15/26	04/15/26	MATURITY	650,000,000	0	650,000,000	0
COOPERATIEVE RABOBATD 20260421	04/21/26	04/21/26	04/21/26	MATURITY	825,000,000	0	825,000,000	0
COOPERATIEVE RABOBATD 20260422	04/22/26	04/22/26	04/22/26	MATURITY	625,000,000	0	625,000,000	0
COOPERATIEVE RABOBATD 20260428	04/28/26	04/28/26	04/28/26	MATURITY	825,000,000	0	825,000,000	0
COOPERATIEVE RABOBATD 20260429	04/29/26	04/29/26	04/29/26	MATURITY	625,000,000	0	625,000,000	0
CRC FUNDING LLC FIXED COUPON 0 MATURITY 20260423	04/23/26	04/23/26	04/23/26	MATURITY	39,000,000	0	39,000,000	0
DZ Bank AG Deutsche Zentral-Genossenschaftsbank CP4-2 20260409	04/09/26	04/09/26	04/09/26	MATURITY	80,000,000	0	80,000,000	0
FALCON ASSET FIXED COUPON 0 MATURITY 20260414	04/14/26	04/14/26	04/14/26	MATURITY	60,000,000	0	60,000,000	0
Glencove Funding LLC CPABS4-2 20260415	04/15/26	04/15/26	04/15/26	MATURITY	100,000,000	0	100,000,000	0
Glencove Funding LLC CPABS4-2 20260422	04/22/26	04/22/26	04/22/26	MATURITY	100,000,000	0	100,000,000	0
GTA FDG LLC DISC COMPL P 0.0 06APR26	04/06/26	04/06/26	04/06/26	MATURITY	50,000,000	0	50,000,000	0
GTA FUNDING FIXED COUPON 0 MATURITY 20260410	04/10/26	04/10/26	04/10/26	MATURITY	75,000,000	0	75,000,000	0
HSBC SECURITIES (USA) INC. REPO TRI PARTY OVERNIGHT FIXED 20260331	04/01/26	04/01/26	04/01/26	MATURITY	100,000,000	0	100,000,000	0
HSBC SECURITIES (USA) INC. REPO TRI PARTY OVERNIGHT FIXED 20260331	04/01/26	04/01/26	04/01/26	MATURITY	800,000,000	0	800,000,000	0
HSBC SECURITIES (USA) INC. REPO TRI PARTY OVERNIGHT FIXED 20260402	04/02/26	04/02/26	04/02/26	MATURITY	100,000,000	0	100,000,000	0
HSBC SECURITIES (USA) INC. REPO TRI PARTY OVERNIGHT FIXED 20260402	04/02/26	04/02/26	04/02/26	MATURITY	800,000,000	0	800,000,000	0
HSBC SECURITIES (USA) INC. REPO TRI PARTY OVERNIGHT FIXED 20260406	04/06/26	04/06/26	04/06/26	MATURITY	100,000,000	0	100,000,000	0
HSBC SECURITIES (USA) INC. REPO TRI PARTY OVERNIGHT FIXED 20260406	04/06/26	04/06/26	04/06/26	MATURITY	800,000,000	0	800,000,000	0
HSBC SECURITIES (USA) INC. REPO TRI PARTY OVERNIGHT FIXED 20260407	04/07/26	04/07/26	04/07/26	MATURITY	100,000,000	0	100,000,000	0
HSBC SECURITIES (USA) INC. REPO TRI PARTY OVERNIGHT FIXED 20260407	04/07/26	04/07/26	04/07/26	MATURITY	800,000,000	0	800,000,000	0
HSBC SECURITIES (USA) INC. REPO TRI PARTY OVERNIGHT FIXED 20260408	04/08/26	04/08/26	04/08/26	MATURITY	800,000,000	0	800,000,000	0
HSBC SECURITIES (USA) INC. REPO TRI PARTY OVERNIGHT FIXED 20260408	04/08/26	04/08/26	04/08/26	MATURITY	100,000,000	0	100,000,000	0
HSBC SECURITIES (USA) INC. REPO TRI PARTY OVERNIGHT FIXED 20260409	04/09/26	04/09/26	04/09/26	MATURITY	100,000,000	0	100,000,000	0
HSBC SECURITIES (USA) INC. REPO TRI PARTY OVERNIGHT FIXED 20260409	04/09/26	04/09/26	04/09/26	MATURITY	800,000,000	0	800,000,000	0
HSBC SECURITIES (USA) INC. REPO TRI PARTY OVERNIGHT FIXED 20260410	04/10/26	04/10/26	04/10/26	MATURITY	100,000,000	0	100,000,000	0
HSBC SECURITIES (USA) INC. REPO TRI PARTY OVERNIGHT FIXED 20260410	04/10/26	04/10/26	04/10/26	MATURITY	400,000,000	0	400,000,000	0
HSBC SECURITIES (USA) INC. REPO TRI PARTY OVERNIGHT FIXED 20260413	04/13/26	04/13/26	04/13/26	MATURITY	400,000,000	0	400,000,000	0
HSBC SECURITIES (USA) INC. REPO TRI PARTY OVERNIGHT FIXED 20260413	04/13/26	04/13/26	04/13/26	MATURITY	100,000,000	0	100,000,000	0

# TRADING ACTIVITY FOR APRIL 2026

Issue Description	Maturity Date	Trade Date	Settlement Date	Transaction	Quantity	Traded Interest Local	Net Amount Local	Total Real G/L
HSBC SECURITIES (USA) INC. REPO TRI PARTY OVER-NIGHT FIXED 20260414	04/14/26	04/14/26	04/14/26	MATURITY	800,000,000	0	800,000,000	0
HSBC SECURITIES (USA) INC. REPO TRI PARTY OVER-NIGHT FIXED 20260414	04/14/26	04/14/26	04/14/26	MATURITY	100,000,000	0	100,000,000	0
HSBC SECURITIES (USA) INC. REPO TRI PARTY OVER-NIGHT FIXED 20260415	04/15/26	04/15/26	04/15/26	MATURITY	100,000,000	0	100,000,000	0
HSBC SECURITIES (USA) INC. REPO TRI PARTY OVER-NIGHT FIXED 20260415	04/15/26	04/15/26	04/15/26	MATURITY	800,000,000	0	800,000,000	0
HSBC SECURITIES (USA) INC. REPO TRI PARTY OVER-NIGHT FIXED 20260416	04/16/26	04/16/26	04/16/26	MATURITY	800,000,000	0	800,000,000	0
HSBC SECURITIES (USA) INC. REPO TRI PARTY OVER-NIGHT FIXED 20260416	04/16/26	04/16/26	04/16/26	MATURITY	100,000,000	0	100,000,000	0
HSBC SECURITIES (USA) INC. REPO TRI PARTY OVER-NIGHT FIXED 20260417	04/17/26	04/17/26	04/17/26	MATURITY	100,000,000	0	100,000,000	0
HSBC SECURITIES (USA) INC. REPO TRI PARTY OVER-NIGHT FIXED 20260417	04/17/26	04/17/26	04/17/26	MATURITY	800,000,000	0	800,000,000	0
HSBC SECURITIES (USA) INC. REPO TRI PARTY OVER-NIGHT FIXED 20260420	04/20/26	04/20/26	04/20/26	MATURITY	100,000,000	0	100,000,000	0
HSBC SECURITIES (USA) INC. REPO TRI PARTY OVER-NIGHT FIXED 20260420	04/20/26	04/20/26	04/20/26	MATURITY	800,000,000	0	800,000,000	0
HSBC SECURITIES (USA) INC. REPO TRI PARTY OVER-NIGHT FIXED 20260421	04/21/26	04/21/26	04/21/26	MATURITY	800,000,000	0	800,000,000	0
HSBC SECURITIES (USA) INC. REPO TRI PARTY OVER-NIGHT FIXED 20260421	04/21/26	04/21/26	04/21/26	MATURITY	100,000,000	0	100,000,000	0
HSBC SECURITIES (USA) INC. REPO TRI PARTY OVER-NIGHT FIXED 20260422	04/22/26	04/22/26	04/22/26	MATURITY	800,000,000	0	800,000,000	0
HSBC SECURITIES (USA) INC. REPO TRI PARTY OVER-NIGHT FIXED 20260422	04/22/26	04/22/26	04/22/26	MATURITY	100,000,000	0	100,000,000	0
HSBC SECURITIES (USA) INC. REPO TRI PARTY OVER-NIGHT FIXED 20260423	04/23/26	04/23/26	04/23/26	MATURITY	800,000,000	0	800,000,000	0
HSBC SECURITIES (USA) INC. REPO TRI PARTY OVER-NIGHT FIXED 20260423	04/23/26	04/23/26	04/23/26	MATURITY	100,000,000	0	100,000,000	0
HSBC SECURITIES (USA) INC. REPO TRI PARTY OVER-NIGHT FIXED 20260424	04/24/26	04/24/26	04/24/26	MATURITY	100,000,000	0	100,000,000	0
HSBC SECURITIES (USA) INC. REPO TRI PARTY OVER-NIGHT FIXED 20260424	04/24/26	04/24/26	04/24/26	MATURITY	800,000,000	0	800,000,000	0
HSBC SECURITIES (USA) INC. REPO TRI PARTY OVER-NIGHT FIXED 20260427	04/27/26	04/27/26	04/27/26	MATURITY	800,000,000	0	800,000,000	0
HSBC SECURITIES (USA) INC. REPO TRI PARTY OVER-NIGHT FIXED 20260427	04/27/26	04/27/26	04/27/26	MATURITY	100,000,000	0	100,000,000	0
HSBC SECURITIES (USA) INC. REPO TRI PARTY OVER-NIGHT FIXED 20260428	04/28/26	04/28/26	04/28/26	MATURITY	800,000,000	0	800,000,000	0
HSBC SECURITIES (USA) INC. REPO TRI PARTY OVER-NIGHT FIXED 20260428	04/28/26	04/28/26	04/28/26	MATURITY	100,000,000	0	100,000,000	0
HSBC SECURITIES (USA) INC. REPO TRI PARTY OVER-NIGHT FIXED 20260429	04/29/26	04/29/26	04/29/26	MATURITY	100,000,000	0	100,000,000	0
HSBC SECURITIES (USA) INC. REPO TRI PARTY OVER-NIGHT FIXED 20260429	04/29/26	04/29/26	04/29/26	MATURITY	800,000,000	0	800,000,000	0
HSBC SECURITIES (USA) INC. REPO TRI PARTY OVER-NIGHT FIXED 20260430	04/30/26	04/30/26	04/30/26	MATURITY	100,000,000	0	100,000,000	0
HSBC SECURITIES (USA) INC. REPO TRI PARTY OVER-NIGHT FIXED 20260430	04/30/26	04/30/26	04/30/26	MATURITY	800,000,000	0	800,000,000	0
ING (US) FUNDING FIXED COUPON 0 MATURITY 20260401	04/01/26	04/01/26	04/01/26	MATURITY	20,000,000	0	20,000,000	0
JUPITER SEC CO FIXED COUPON 0 MATURITY 20260413	04/13/26	04/13/26	04/13/26	MATURITY	40,000,000	0	40,000,000	0
LION BAY FUND FIXED COUPON 0 MATURITY 20260408	04/08/26	04/08/26	04/08/26	MATURITY	26,000,000	0	26,000,000	0
Lion Bay Funding LLC CPABS4-2 20260407	04/07/26	04/07/26	04/07/26	MATURITY	70,000,000	0	70,000,000	0
Lion Bay Funding LLC CPABS4-2 20260414	04/14/26	04/14/26	04/14/26	MATURITY	20,000,000	0	20,000,000	0
Lion Bay Funding LLC CPABS4-2 20260415	04/15/26	04/15/26	04/15/26	MATURITY	161,000,000	0	161,000,000	0
Lion Bay Funding LLC CPABS4-2 20260416	04/16/26	04/16/26	04/16/26	MATURITY	27,000,000	0	27,000,000	0
Lion Bay Funding LLC CPABS4-2 20260420	04/20/26	04/20/26	04/20/26	MATURITY	40,000,000	0	40,000,000	0
Lion Bay Funding LLC CPABS4-2 20260421	04/21/26	04/21/26	04/21/26	MATURITY	20,000,000	0	20,000,000	0
Lion Bay Funding LLC CPABS4-2 20260422	04/22/26	04/22/26	04/22/26	MATURITY	161,000,000	0	161,000,000	0
Lion Bay Funding LLC CPABS4-2 20260429	04/29/26	04/29/26	04/29/26	MATURITY	161,000,000	0	161,000,000	0
LMA AMERICAS LLC FIXED COUPON 0 MATURITY 20260420	04/20/26	04/20/26	04/20/26	MATURITY	50,000,000	0	50,000,000	0
LMA SA / LMA AMERS LLC 0.0 01 APR 26	04/01/26	04/01/26	04/01/26	MATURITY	50,000,000	0	50,000,000	0
LONGSHIP FUNDING FIXED COUPON 0 MATURITY 20260417	04/17/26	04/17/26	04/17/26	MATURITY	150,000,000	0	150,000,000	0
Longship Funding LLC CPABS4-2 20260401	04/01/26	04/01/26	04/01/26	MATURITY	150,000,000	0	150,000,000	0
Matchpoint Finance plc CPABS4-2 20260401	04/01/26	04/01/26	04/01/26	MATURITY	125,000,000	0	125,000,000	0
Matchpoint Finance plc CPABS4-2 20260402	04/02/26	04/02/26	04/02/26	MATURITY	120,000,000	0	120,000,000	0
Matchpoint Finance plc CPABS4-2 20260407	04/07/26	04/07/26	04/07/26	MATURITY	122,000,000	0	122,000,000	0
Matchpoint Finance plc CPABS4-2 20260408	04/08/26	04/08/26	04/08/26	MATURITY	150,000,000	0	150,000,000	0
Matchpoint Finance plc CPABS4-2 20260409	04/09/26	04/09/26	04/09/26	MATURITY	155,000,000	0	155,000,000	0
Matchpoint Finance plc CPABS4-2 20260410	04/10/26	04/10/26	04/10/26	MATURITY	155,000,000	0	155,000,000	0
Matchpoint Finance plc CPABS4-2 20260413	04/13/26	04/13/26	04/13/26	MATURITY	155,000,000	0	155,000,000	0
Matchpoint Finance plc CPABS4-2 20260414	04/14/26	04/14/26	04/14/26	MATURITY	160,000,000	0	160,000,000	0
Matchpoint Finance plc CPABS4-2 20260415	04/15/26	04/15/26	04/15/26	MATURITY	150,000,000	0	150,000,000	0
Matchpoint Finance plc CPABS4-2 20260416	04/16/26	04/16/26	04/16/26	MATURITY	150,000,000	0	150,000,000	0
Matchpoint Finance plc CPABS4-2 20260417	04/17/26	04/17/26	04/17/26	MATURITY	150,000,000	0	150,000,000	0
Matchpoint Finance plc CPABS4-2 20260420	04/20/26	04/20/26	04/20/26	MATURITY	100,000,000	0	100,000,000	0
Matchpoint Finance plc CPABS4-2 20260421	04/21/26	04/21/26	04/21/26	MATURITY	160,000,000	0	160,000,000	0
Matchpoint Finance plc CPABS4-2 20260422	04/22/26	04/22/26	04/22/26	MATURITY	160,000,000	0	160,000,000	0

## TRADING ACTIVITY FOR APRIL 2026

Issue Description	Maturity Date	Trade Date	settlement dt	Transaction	Quantity	Traded Interest Local	Net Amount Local	Total Real G/L
Matchpoint Finance plc CPABS4-2 20260423	04/23/26	04/23/26	04/23/26	MATURITY	150,000,000	0	150,000,000	0
Matchpoint Finance plc CPABS4-2 20260424	04/24/26	04/24/26	04/24/26	MATURITY	150,000,000	0	150,000,000	0
Matchpoint Finance plc CPABS4-2 20260427	04/27/26	04/27/26	04/27/26	MATURITY	150,000,000	0	150,000,000	0
Matchpoint Finance plc CPABS4-2 20260428	04/28/26	04/28/26	04/28/26	MATURITY	160,000,000	0	160,000,000	0
Matchpoint Finance plc CPABS4-2 20260429	04/29/26	04/29/26	04/29/26	MATURITY	165,000,000	0	165,000,000	0
Matchpoint Finance plc CPABS4-2 20260430	04/30/26	04/30/26	04/30/26	MATURITY	150,000,000	0	150,000,000	0
Mizuho Bank Ltd.TD 20260408	04/08/26	04/08/26	04/08/26	MATURITY	240,000,000	0	240,000,000	0
Mizuho Bank Ltd.TD 20260409	04/09/26	04/09/26	04/09/26	MATURITY	495,000,000	0	495,000,000	0
Mizuho Bank Ltd.TD 20260413	04/13/26	04/13/26	04/13/26	MATURITY	860,000,000	0	860,000,000	0
MIZUHO BANK LTD.TD TD 20260410	04/10/26	04/10/26	04/10/26	MATURITY	875,000,000	0	875,000,000	0
MIZUHO BANK LTD.TD TD 20260420	04/20/26	04/20/26	04/20/26	MATURITY	100,000,000	0	100,000,000	0
MIZUHO BANK LTD.TD TD 20260428	04/28/26	04/28/26	04/28/26	MATURITY	500,000,000	0	500,000,000	0
Mizuho Securities USA Inc. - REPO TRIPARTY OVERNIGHT FIXED 20260401	04/01/26	04/01/26	04/01/26	MATURITY	400,000,000	0	400,000,000	0
MIZUHO SECURITIES USA INC. - REPO TRIPARTY OVERNIGHT FIXED 20260402	04/02/26	04/02/26	04/02/26	MATURITY	400,000,000	0	400,000,000	0
MIZUHO SECURITIES USA INC. - REPO TRIPARTY OVERNIGHT FIXED 20260406	04/06/26	04/06/26	04/06/26	MATURITY	400,000,000	0	400,000,000	0
MIZUHO SECURITIES USA INC. - REPO TRIPARTY OVERNIGHT FIXED 20260407	04/07/26	04/07/26	04/07/26	MATURITY	400,000,000	0	400,000,000	0
MIZUHO SECURITIES USA INC. - REPO TRIPARTY OVERNIGHT FIXED 20260408	04/08/26	04/08/26	04/08/26	MATURITY	400,000,000	0	400,000,000	0
MIZUHO SECURITIES USA INC. - REPO TRIPARTY OVERNIGHT FIXED 20260409	04/09/26	04/09/26	04/09/26	MATURITY	400,000,000	0	400,000,000	0
MIZUHO SECURITIES USA INC. - REPO TRIPARTY OVERNIGHT FIXED 20260410	04/10/26	04/10/26	04/10/26	MATURITY	400,000,000	0	400,000,000	0
MIZUHO SECURITIES USA INC. - REPO TRIPARTY OVERNIGHT FIXED 20260413	04/13/26	04/13/26	04/13/26	MATURITY	400,000,000	0	400,000,000	0
MIZUHO SECURITIES USA INC. - REPO TRIPARTY OVERNIGHT FIXED 20260414	04/14/26	04/14/26	04/14/26	MATURITY	400,000,000	0	400,000,000	0
MIZUHO SECURITIES USA INC. - REPO TRIPARTY OVERNIGHT FIXED 20260415	04/15/26	04/15/26	04/15/26	MATURITY	400,000,000	0	400,000,000	0
MIZUHO SECURITIES USA INC. - REPO TRIPARTY OVERNIGHT FIXED 20260416	04/16/26	04/16/26	04/16/26	MATURITY	400,000,000	0	400,000,000	0
MIZUHO SECURITIES USA INC. - REPO TRIPARTY OVERNIGHT FIXED 20260417	04/17/26	04/17/26	04/17/26	MATURITY	400,000,000	0	400,000,000	0
MIZUHO SECURITIES USA INC. - REPO TRIPARTY OVERNIGHT FIXED 20260420	04/20/26	04/20/26	04/20/26	MATURITY	400,000,000	0	400,000,000	0
MIZUHO SECURITIES USA INC. - REPO TRIPARTY OVERNIGHT FIXED 20260421	04/21/26	04/21/26	04/21/26	MATURITY	400,000,000	0	400,000,000	0
MIZUHO SECURITIES USA INC. - REPO TRIPARTY OVERNIGHT FIXED 20260422	04/22/26	04/22/26	04/22/26	MATURITY	400,000,000	0	400,000,000	0
MIZUHO SECURITIES USA INC. - REPO TRIPARTY OVERNIGHT FIXED 20260423	04/23/26	04/23/26	04/23/26	MATURITY	400,000,000	0	400,000,000	0
MIZUHO SECURITIES USA INC. - REPO TRIPARTY OVERNIGHT FIXED 20260424	04/24/26	04/24/26	04/24/26	MATURITY	400,000,000	0	400,000,000	0
MIZUHO SECURITIES USA INC. - REPO TRIPARTY OVERNIGHT FIXED 20260427	04/27/26	04/27/26	04/27/26	MATURITY	400,000,000	0	400,000,000	0
MIZUHO SECURITIES USA INC. - REPO TRIPARTY OVERNIGHT FIXED 20260428	04/28/26	04/28/26	04/28/26	MATURITY	400,000,000	0	400,000,000	0
MIZUHO SECURITIES USA INC. - REPO TRIPARTY OVERNIGHT FIXED 20260429	04/29/26	04/29/26	04/29/26	MATURITY	400,000,000	0	400,000,000	0
MIZUHO SECURITIES USA INC. - REPO TRIPARTY OVERNIGHT FIXED 20260430	04/30/26	04/30/26	04/30/26	MATURITY	400,000,000	0	400,000,000	0
NATL BANK OF CAN FLOATING COUPON 3.93000 MATURITY 20260401	04/01/26	04/01/26	04/01/26	MATURITY	175,000,000	0	175,000,000	0
NATL BANK OF CAN FLOATING COUPON 3.93000 MATURITY 20260407	04/07/26	04/07/26	04/07/26	MATURITY	200,000,000	0	200,000,000	0
Nordea Bank Abp TD 20260413	04/13/26	04/13/26	04/13/26	MATURITY	1,100,000,000	0	1,100,000,000	0
NORDEA BANK ABPTD TD 20260410	04/10/26	04/10/26	04/10/26	MATURITY	1,200,000,000	0	1,200,000,000	0
Podium Funding TrusCPABS3	04/17/26	04/17/26	04/17/26	MATURITY	5,000,000	0	5,000,000	0
RABOBANK NEWYORK	04/07/26	04/07/26	04/07/26	MATURITY	900,000,000	0	900,000,000	0
Royal Bank of Canada Toronto TD 20260401	04/01/26	04/01/26	04/01/26	MATURITY	750,000,000	0	750,000,000	0
Royal Bank of Canada Toronto TD 20260402	04/02/26	04/02/26	04/02/26	MATURITY	750,000,000	0	750,000,000	0
Royal Bank of Canada Toronto TD 20260406	04/06/26	04/06/26	04/06/26	MATURITY	750,000,000	0	750,000,000	0
Royal Bank of Canada Toronto TD 20260408	04/08/26	04/08/26	04/08/26	MATURITY	750,000,000	0	750,000,000	0
Royal Bank of Canada Toronto TD 20260409	04/09/26	04/09/26	04/09/26	MATURITY	750,000,000	0	750,000,000	0
Royal Bank of Canada Toronto TD 20260413	04/13/26	04/13/26	04/13/26	MATURITY	725,000,000	0	725,000,000	0
Royal Bank of Canada Toronto TD 20260414	04/14/26	04/14/26	04/14/26	MATURITY	725,000,000	0	725,000,000	0
Royal Bank of Canada Toronto TD 20260417	04/17/26	04/17/26	04/17/26	MATURITY	675,000,000	0	675,000,000	0
Royal Bank of Canada Toronto TD 20260427	04/27/26	04/27/26	04/27/26	MATURITY	700,000,000	0	700,000,000	0
Royal Bank of Canada TD 20260424	04/24/26	04/24/26	04/24/26	MATURITY	700,000,000	0	700,000,000	0
ROYAL BANK OF CANADTD 20260407	04/07/26	04/07/26	04/07/26	MATURITY	750,000,000	0	750,000,000	0
ROYAL BANK OF CANADTD 20260410	04/10/26	04/10/26	04/10/26	MATURITY	725,000,000	0	725,000,000	0
ROYAL BANK OF CANADTD 20260415	04/15/26	04/15/26	04/15/26	MATURITY	750,000,000	0	750,000,000	0
ROYAL BANK OF CANADTD 20260416	04/16/26	04/16/26	04/16/26	MATURITY	675,000,000	0	675,000,000	0
ROYAL BANK OF CANADTD 20260420	04/20/26	04/20/26	04/20/26	MATURITY	675,000,000	0	675,000,000	0
ROYAL BANK OF CANADTD 20260421	04/21/26	04/21/26	04/21/26	MATURITY	675,000,000	0	675,000,000	0
ROYAL BANK OF CANADTD 20260422	04/22/26	04/22/26	04/22/26	MATURITY	700,000,000	0	700,000,000	0
ROYAL BANK OF CANADTD 20260423	04/23/26	04/23/26	04/23/26	MATURITY	700,000,000	0	700,000,000	0
ROYAL BANK OF CANADTD 20260428	04/28/26	04/28/26	04/28/26	MATURITY	700,000,000	0	700,000,000	0
ROYAL BANK OF CANADTD 20260429	04/29/26	04/29/26	04/29/26	MATURITY	400,000,000	0	400,000,000	0
ROYAL BANK OF CANADTD 20260430	04/30/26	04/30/26	04/30/26	MATURITY	400,000,000	0	400,000,000	0
SHEFFIELD RECEIV FIXED COUPON 0 MATURITY 20260407	04/07/26	04/07/26	04/07/26	MATURITY	160,000,000	0	160,000,000	0

# TRADING ACTIVITY FOR APRIL 2026

Issue Description	Maturity Date	Trade Date	Settlement Date	Transaction	Quantity	Traded Interest Local	Net Amount Local	Total Real G/T
SHEFFIELD RECEIVABLES C 0.0 20APR26	04/20/26	04/20/26	04/20/26	MATURITY	55,000,000	0	55,000,000	0
SHEFFIELD RECEIVABLES C 0.0 27APR26	04/27/26	04/27/26	04/27/26	MATURITY	56,000,000	0	56,000,000	0
Starbird Funding Corp. CPABS4-2 20260401	04/01/26	04/01/26	04/01/26	MATURITY	277,000,000	0	277,000,000	0
Starbird Funding Corp. CPABS4-2 20260402	04/02/26	04/02/26	04/02/26	MATURITY	275,000,000	0	275,000,000	0
Starbird Funding Corp. CPABS4-2 20260406	04/06/26	04/06/26	04/06/26	MATURITY	275,000,000	0	275,000,000	0
Starbird Funding Corp. CPABS4-2 20260407	04/07/26	04/07/26	04/07/26	MATURITY	116,000,000	0	116,000,000	0
Starbird Funding Corp. CPABS4-2 20260408	04/08/26	04/08/26	04/08/26	MATURITY	225,000,000	0	225,000,000	0
Starbird Funding Corp. CPABS4-2 20260409	04/09/26	04/09/26	04/09/26	MATURITY	230,000,000	0	230,000,000	0
Starbird Funding Corp. CPABS4-2 20260410	04/10/26	04/10/26	04/10/26	MATURITY	245,000,000	0	245,000,000	0
Starbird Funding Corp. CPABS4-2 20260413	04/13/26	04/13/26	04/13/26	MATURITY	245,000,000	0	245,000,000	0
Starbird Funding Corp. CPABS4-2 20260414	04/14/26	04/14/26	04/14/26	MATURITY	150,000,000	0	150,000,000	0
Starbird Funding Corp. CPABS4-2 20260415	04/15/26	04/15/26	04/15/26	MATURITY	200,000,000	0	200,000,000	0
Starbird Funding Corp. CPABS4-2 20260416	04/16/26	04/16/26	04/16/26	MATURITY	200,000,000	0	200,000,000	0
Starbird Funding Corp. CPABS4-2 20260417	04/17/26	04/17/26	04/17/26	MATURITY	200,000,000	0	200,000,000	0
Starbird Funding Corp. CPABS4-2 20260420	04/20/26	04/20/26	04/20/26	MATURITY	250,000,000	0	250,000,000	0
Starbird Funding Corp. CPABS4-2 20260421	04/21/26	04/21/26	04/21/26	MATURITY	250,000,000	0	250,000,000	0
Starbird Funding Corp. CPABS4-2 20260422	04/22/26	04/22/26	04/22/26	MATURITY	250,000,000	0	250,000,000	0
Starbird Funding Corp. CPABS4-2 20260423	04/23/26	04/23/26	04/23/26	MATURITY	225,000,000	0	225,000,000	0
Starbird Funding Corp. CPABS4-2 20260424	04/24/26	04/24/26	04/24/26	MATURITY	225,000,000	0	225,000,000	0
Starbird Funding Corp. CPABS4-2 20260427	04/27/26	04/27/26	04/27/26	MATURITY	225,000,000	0	225,000,000	0
Starbird Funding Corp. CPABS4-2 20260428	04/28/26	04/28/26	04/28/26	MATURITY	225,000,000	0	225,000,000	0
Starbird Funding Corp. CPABS4-2 20260429	04/29/26	04/29/26	04/29/26	MATURITY	142,000,000	0	142,000,000	0
Starbird Funding Corp. CPABS4-2 20260430	04/30/26	04/30/26	04/30/26	MATURITY	50,000,000	0	50,000,000	0
SUMI TRUST NY FIXED COUPON 0 MATURITY 20260408	04/08/26	04/08/26	04/08/26	MATURITY	50,000,000	0	50,000,000	0
SUMI TRUST NY FIXED COUPON 0 MATURITY 20260414	04/14/26	04/14/26	04/14/26	MATURITY	106,610,000	0	106,610,000	0
SUMITOMO MITSUI BANECD	04/13/26	04/13/26	04/13/26	MATURITY	200,000,000	0	200,000,000	0
Sumitomo Mitsui Banking Corp. ECD (USD)	04/08/26	04/08/26	04/08/26	MATURITY	150,000,000	0	150,000,000	0
SUMITOMO MITSUI TR BK LTD N 20APR26	04/20/26	04/20/26	04/20/26	MATURITY	100,000,000	0	100,000,000	0
Sumitomo Mitsui TruCDYAN	04/28/26	04/28/26	04/28/26	MATURITY	200,000,000	0	200,000,000	0
Sumitomo Mitsui TruECD	04/17/26	04/17/26	04/17/26	MATURITY	150,000,000	0	150,000,000	0
SUMITOMO TRUST AND BANKING 07APR26	04/07/26	04/07/26	04/07/26	MATURITY	150,000,000	0	150,000,000	0
TORONTO DOMINION FLOATING COUPON 4.10000 MATURITY 20260423	04/23/26	04/23/26	04/23/26	MATURITY	120,000,000	0	120,000,000	0
TOTALENERGIES FIXED COUPON 0 MATURITY 20260415	04/15/26	04/15/26	04/15/26	MATURITY	40,000,000	0	40,000,000	0
TOYOTA CR DE PUERTO RIC 0.0 14APR26	04/14/26	04/14/26	04/14/26	MATURITY	42,500,000	0	42,500,000	0
TRUIST BK WINSTON-SALEM N C 10APR26	04/10/26	04/10/26	04/10/26	MATURITY	300,000,000	0	300,000,000	0
UnitedHealth Group Inc. CP4-2 20260415	04/15/26	04/15/26	04/15/26	MATURITY	200,000,000	0	200,000,000	0
UnitedHealth Group Inc. CP4-2 20260427	04/27/26	04/27/26	04/27/26	MATURITY	30,000,000	0	30,000,000	0
VICTORY REC FIXED COUPON 0 MATURITY 20260423	04/23/26	04/23/26	04/23/26	MATURITY	25,000,000	0	25,000,000	0
Walmart Inc. 20260413	04/13/26	04/13/26	04/13/26	MATURITY	70,000,000	0	70,000,000	0
EFF 2025-3 AI FIXED COUPON 4.551000 MATURITY 20260720	07/20/26	04/20/26	04/20/26	PAYDOWN	1,060,479	0	1,060,479	0
EFF 2026-1 AI FIXED COUPON 3.849000 MATURITY 20270222	02/22/27	04/20/26	04/20/26	PAYDOWN	6,752,009	0	6,752,009	0
GALC 2025-2 AI FIXED COUPON 4.035000 MATURITY 20261116	11/16/26	04/15/26	04/15/26	PAYDOWN	3,440,241	0	3,440,241	0
ABN Amro Bank NV Amsterdam TD 20260414	04/14/26	04/07/26	04/07/26	PURCHASE	1,475,000,000	0	1,475,000,000	0
ABN AMRO BANK NV ATD 20260421	04/21/26	04/14/26	04/14/26	PURCHASE	1,475,000,000	0	1,475,000,000	0
ABN AMRO BANK NV ATD 20260428	04/28/26	04/21/26	04/21/26	PURCHASE	1,450,000,000	0	1,450,000,000	0
ABN AMRO BANK NV ATD 20260505	05/05/26	04/28/26	04/28/26	PURCHASE	1,450,000,000	0	1,450,000,000	0
Albion Capital LLC CPABS4-2 20260720	07/20/26	04/17/26	04/20/26	PURCHASE	50,000,000	0	49,507,084	0
Albion Capital LLC CPABS4-2 20260720	07/20/26	04/17/26	04/20/26	PURCHASE	50,000,000	0	49,507,084	0
ANGLESEA FUNDING FLOATING COUPON 3.98000 MATURITY 20261006	10/06/26	04/09/26	04/09/26	PURCHASE	15,000,000	0	15,000,000	0
ANGLESEA FUNDING FLOATING COUPON 3.98000 MATURITY 20261006	10/06/26	04/09/26	04/09/26	PURCHASE	50,000,000	0	50,000,000	0
ANGLESEA FUNDING FLOATING COUPON 3.98000 MATURITY 20261006	10/06/26	04/09/26	04/09/26	PURCHASE	50,000,000	0	50,000,000	0
Anglesea Funding LLC CPABS4-2 20260414	04/14/26	04/07/26	04/07/26	PURCHASE	16,000,000	0	15,988,489	0
Anglesea Funding LLC CPABS4-2 20260414	04/14/26	04/07/26	04/07/26	PURCHASE	50,000,000	0	49,964,028	0
Anglesea Funding LLC CPABS4-2 20260414	04/14/26	04/07/26	04/07/26	PURCHASE	50,000,000	0	49,964,028	0
Anglesea Funding LLC CPABS4-2 20260414	04/14/26	04/07/26	04/07/26	PURCHASE	50,000,000	0	49,964,028	0
Anglesea Funding LLC CPABS4-2 20260414	04/14/26	04/07/26	04/07/26	PURCHASE	50,000,000	0	49,964,028	0
Anglesea Funding LLC CPABS4-2 20260414	04/14/26	04/07/26	04/07/26	PURCHASE	20,000,000	0	19,985,611	0
Anglesea Funding LLC CPABS4-2 20260414	04/14/26	04/07/26	04/07/26	PURCHASE	50,000,000	0	49,964,028	0
Anglesea Funding LLC CPABS4-2 20260421	04/21/26	04/14/26	04/14/26	PURCHASE	50,000,000	0	49,964,125	0
Anglesea Funding LLC CPABS4-2 20260421	04/21/26	04/14/26	04/14/26	PURCHASE	50,000,000	0	49,964,125	0
Antalis S.A. CPABS4-2 20260417	04/17/26	04/09/26	04/09/26	PURCHASE	37,000,000	0	36,969,331	0
Antalis S.A. CPABS4-2 20260417	04/17/26	04/10/26	04/10/26	PURCHASE	32,000,000	0	31,976,791	0
Antalis S.A. CPABS4-2 20260417	04/17/26	04/10/26	04/10/26	PURCHASE	50,000,000	0	49,963,736	0
Antalis S.A. CPABS4-2 20260422	04/22/26	04/15/26	04/15/26	PURCHASE	50,000,000	0	49,963,736	0
Antalis S.A. CPABS4-2 20260422	04/22/26	04/15/26	04/15/26	PURCHASE	20,510,000	0	20,495,125	0
Antalis S.A. CPABS4-2 20260422	04/22/26	04/15/26	04/15/26	PURCHASE	50,000,000	0	49,963,736	0
Antalis S.A. CPABS4-2 20260424	04/24/26	04/17/26	04/17/26	PURCHASE	50,000,000	0	49,963,736	0
Antalis S.A. CPABS4-2 20260424	04/24/26	04/17/26	04/17/26	PURCHASE	50,000,000	0	49,963,736	0
Antalis S.A. CPABS4-2 20260424	04/24/26	04/17/26	04/17/26	PURCHASE	50,000,000	0	49,963,736	0
Antalis S.A. CPABS4-2 20260424	04/24/26	04/17/26	04/17/26	PURCHASE	13,000,000	0	12,990,571	0
Antalis S.A. CPABS4-2 20260429	04/29/26	04/22/26	04/22/26	PURCHASE	35,000,000	0	34,974,615	0
Antalis S.A. CPABS4-2 20260429	04/29/26	04/22/26	04/22/26	PURCHASE	50,000,000	0	49,963,736	0
Antalis S.A. CPABS4-2 20260618	06/18/26	04/22/26	04/22/26	PURCHASE	16,000,000	0	15,901,707	0
Antalis S.A. CPABS4-2 20260618	06/18/26	04/22/26	04/22/26	PURCHASE	50,000,000	0	49,692,834	0
Antalis S.A. CPABS4-2 20260629	06/29/26	04/29/26	04/29/26	PURCHASE	4,510,000	0	4,480,349	0
Antalis S.A. CPABS4-2 20260629	06/29/26	04/29/26	04/29/26	PURCHASE	50,000,000	0	49,671,278	0
ANTALIS SA FIXED COUPON 0 MATURITY 20260410	04/10/26	04/07/26	04/07/26	PURCHASE	22,600,000	0	22,592,975	0
ANTALIS SA FIXED COUPON 0 MATURITY 20260410	04/10/26	04/07/26	04/07/26	PURCHASE	50,000,000	0	49,984,459	0
ANTALIS SA FIXED COUPON 0 MATURITY 20260410	04/10/26	04/07/26	04/07/26	PURCHASE	50,000,000	0	49,984,459	0

## TRADING ACTIVITY FOR APRIL 2026

Issue Description	Maturity Date	Trade Date	Settlement Date	Transaction	Quantity	Traded Interest Local	Net Amount Local	Total Real G/T
ANTALIS SA FIXED COUPON 0 MATURITY 20260415	04/15/26	04/08/26	04/08/26	PURCHASE	50,000,000	0	49,963,736	0
ANTALIS SA FIXED COUPON 0 MATURITY 20260415	04/15/26	04/08/26	04/08/26	PURCHASE	38,410,000	0	38,382,142	0
ANTALIS SA FIXED COUPON 0 MATURITY 20260505	05/05/26	04/24/26	04/24/26	PURCHASE	50,000,000	0	49,943,014	0
ANTALIS SA FIXED COUPON 0 MATURITY 20260505	05/05/26	04/24/26	04/24/26	PURCHASE	21,310,000	0	21,285,713	0
ANTALIS SA FIXED COUPON 0 MATURITY 20260505	05/05/26	04/24/26	04/24/26	PURCHASE	50,000,000	0	49,943,014	0
ANTALIS SA FIXED COUPON 0 MATURITY 20260505	05/05/26	04/24/26	04/24/26	PURCHASE	50,000,000	0	49,943,014	0
Atlantic Asset Securitization LLC CPABS4-2 20260529	05/29/26	04/28/26	04/29/26	PURCHASE	50,000,000	0	49,842,084	0
Atlantic Asset Securitization LLC CPABS4-2 20260529	05/29/26	04/28/26	04/29/26	PURCHASE	50,000,000	0	49,842,084	0
Atlantic Asset Securitization LLC CPABS4-2 20260529	05/29/26	04/28/26	04/29/26	PURCHASE	10,000,000	0	9,968,417	0
Atlantic Asset Securitization LLC CPABS4-2 20260722	07/22/26	04/14/26	04/14/26	PURCHASE	50,000,000	0	49,467,875	0
Atlantic Asset Securitization LLC CPABS4-2 20260722	07/22/26	04/14/26	04/14/26	PURCHASE	25,000,000	0	24,733,938	0
Atlantic Asset Securitization LLC CPABS4-2 20260723	07/23/26	04/15/26	04/15/26	PURCHASE	40,000,000	0	39,575,400	0
Atlantic Asset Securitization LLC CPABS4-2 20260723	07/23/26	04/15/26	04/16/26	PURCHASE	50,000,000	0	49,474,611	0
Atlantic Asset Securitization LLC CPABS4-2 20260723	07/23/26	04/15/26	04/16/26	PURCHASE	40,000,000	0	39,579,689	0
Atlantic Asset Securitization LLC CPABS4-2 20260727	07/27/26	04/27/26	04/27/26	PURCHASE	12,000,000	0	11,883,520	0
AUSTRALIA NEW ZEATD 20260421	04/21/26	04/14/26	04/14/26	PURCHASE	1,250,000,000	0	1,250,000,000	0
AUSTRALIA NEW ZEATD 20260428	04/28/26	04/21/26	04/21/26	PURCHASE	1,225,000,000	0	1,225,000,000	0
AUSTRALIA NEW ZEATD 20260505	05/05/26	04/28/26	04/28/26	PURCHASE	1,225,000,000	0	1,225,000,000	0
Australia & New Zealand Banking Group Melbourne TD 20260414	04/14/26	04/07/26	04/07/26	PURCHASE	1,250,000,000	0	1,250,000,000	0
BANK OF AMERICA N.A. TRIPARTY REPO OVERNIGHT FIXED 20260402	04/02/26	04/01/26	04/01/26	PURCHASE	1,459,000,000	0	1,459,000,000	0
BANK OF AMERICA N.A. TRIPARTY REPO OVERNIGHT FIXED 20260406	04/06/26	04/02/26	04/02/26	PURCHASE	929,000,000	0	929,000,000	0
BANK OF AMERICA N.A. TRIPARTY REPO OVERNIGHT FIXED 20260407	04/07/26	04/06/26	04/06/26	PURCHASE	1,071,000,000	0	1,071,000,000	0
BANK OF AMERICA N.A. TRIPARTY REPO OVERNIGHT FIXED 20260408	04/08/26	04/07/26	04/07/26	PURCHASE	1,134,000,000	0	1,134,000,000	0
BANK OF AMERICA N.A. TRIPARTY REPO OVERNIGHT FIXED 20260409	04/09/26	04/08/26	04/08/26	PURCHASE	429,000,000	0	429,000,000	0
BANK OF AMERICA N.A. TRIPARTY REPO OVERNIGHT FIXED 20260410	04/10/26	04/09/26	04/09/26	PURCHASE	61,000,000	0	61,000,000	0
BANK OF AMERICA N.A. TRIPARTY REPO OVERNIGHT FIXED 20260413	04/13/26	04/10/26	04/10/26	PURCHASE	616,000,000	0	616,000,000	0
BANK OF AMERICA N.A. TRIPARTY REPO OVERNIGHT FIXED 20260414	04/14/26	04/13/26	04/13/26	PURCHASE	1,323,000,000	0	1,323,000,000	0
BANK OF AMERICA N.A. TRIPARTY REPO OVERNIGHT FIXED 20260415	04/15/26	04/14/26	04/14/26	PURCHASE	1,134,000,000	0	1,134,000,000	0
BANK OF AMERICA N.A. TRIPARTY REPO OVERNIGHT FIXED 20260416	04/16/26	04/15/26	04/15/26	PURCHASE	1,162,000,000	0	1,162,000,000	0
BANK OF AMERICA N.A. TRIPARTY REPO OVERNIGHT FIXED 20260417	04/17/26	04/16/26	04/16/26	PURCHASE	1,080,000,000	0	1,080,000,000	0
BANK OF AMERICA N.A. TRIPARTY REPO OVERNIGHT FIXED 20260420	04/20/26	04/17/26	04/17/26	PURCHASE	1,277,000,000	0	1,277,000,000	0
BANK OF AMERICA N.A. TRIPARTY REPO OVERNIGHT FIXED 20260421	04/21/26	04/20/26	04/20/26	PURCHASE	1,094,000,000	0	1,094,000,000	0
BANK OF AMERICA N.A. TRIPARTY REPO OVERNIGHT FIXED 20260422	04/22/26	04/21/26	04/21/26	PURCHASE	1,262,000,000	0	1,262,000,000	0
BANK OF AMERICA N.A. TRIPARTY REPO OVERNIGHT FIXED 20260423	04/23/26	04/22/26	04/22/26	PURCHASE	1,314,000,000	0	1,314,000,000	0
BANK OF AMERICA N.A. TRIPARTY REPO OVERNIGHT FIXED 20260424	04/24/26	04/23/26	04/23/26	PURCHASE	1,511,000,000	0	1,511,000,000	0
BANK OF AMERICA N.A. TRIPARTY REPO OVERNIGHT FIXED 20260427	04/27/26	04/24/26	04/24/26	PURCHASE	1,681,000,000	0	1,681,000,000	0
BANK OF AMERICA N.A. TRIPARTY REPO OVERNIGHT FIXED 20260428	04/28/26	04/27/26	04/27/26	PURCHASE	1,458,000,000	0	1,458,000,000	0
BANK OF AMERICA N.A. TRIPARTY REPO OVERNIGHT FIXED 20260429	04/29/26	04/28/26	04/28/26	PURCHASE	2,413,000,000	0	2,413,000,000	0
BANK OF AMERICA N.A. TRIPARTY REPO OVERNIGHT FIXED 20260430	04/30/26	04/29/26	04/29/26	PURCHASE	2,128,000,000	0	2,128,000,000	0
BANK OF AMERICA N.A. TRIPARTY REPO OVERNIGHT FIXED 20260501	05/01/26	04/30/26	04/30/26	PURCHASE	1,298,000,000	0	1,298,000,000	0
BANK OF MONT CHI FLOATING COUPON 4.040000 MATURITY 20270408	04/08/27	04/08/26	04/08/26	PURCHASE	46,300,000	0	46,300,000	0
BANK OF NOVA SCOTIA TORONTO REPO TRIPARTY OVERNIGHT FIXED 20260402	04/02/26	04/01/26	04/01/26	PURCHASE	1,500,000,000	0	1,500,000,000	0
BANK OF NOVA SCOTIA TORONTO REPO TRIPARTY OVERNIGHT FIXED 20260406	04/06/26	04/02/26	04/02/26	PURCHASE	1,500,000,000	0	1,500,000,000	0
BANK OF NOVA SCOTIA TORONTO REPO TRIPARTY OVERNIGHT FIXED 20260407	04/07/26	04/06/26	04/06/26	PURCHASE	1,500,000,000	0	1,500,000,000	0
BANK OF NOVA SCOTIA TORONTO REPO TRIPARTY OVERNIGHT FIXED 20260408	04/08/26	04/07/26	04/07/26	PURCHASE	1,500,000,000	0	1,500,000,000	0
BANK OF NOVA SCOTIA TORONTO REPO TRIPARTY OVERNIGHT FIXED 20260409	04/09/26	04/08/26	04/08/26	PURCHASE	1,500,000,000	0	1,500,000,000	0
BANK OF NOVA SCOTIA TORONTO REPO TRIPARTY OVERNIGHT FIXED 20260410	04/10/26	04/09/26	04/09/26	PURCHASE	500,000,000	0	500,000,000	0
BANK OF NOVA SCOTIA TORONTO REPO TRIPARTY OVERNIGHT FIXED 20260413	04/13/26	04/10/26	04/10/26	PURCHASE	500,000,000	0	500,000,000	0
BANK OF NOVA SCOTIA TORONTO REPO TRIPARTY OVERNIGHT FIXED 20260414	04/14/26	04/13/26	04/13/26	PURCHASE	1,500,000,000	0	1,500,000,000	0
BANK OF NOVA SCOTIA TORONTO REPO TRIPARTY OVERNIGHT FIXED 20260415	04/15/26	04/14/26	04/14/26	PURCHASE	1,500,000,000	0	1,500,000,000	0

# TRADING ACTIVITY FOR APRIL 2026

Issue Description	Maturity Date	Trade Date	Settlement Date	Transaction	Quantity	Traded Interest	Local	Net Amount Local	Total Real G/T
BANK OF NOVA SCOTIA TORONTO REPO TRIPARTY OVERNIGHT FIXED 20260416	04/16/26	04/15/26	04/15/26	PURCHASE	1,500,000,000		0	1,500,000,000	0
BANK OF NOVA SCOTIA TORONTO REPO TRIPARTY OVERNIGHT FIXED 20260417	04/17/26	04/16/26	04/16/26	PURCHASE	1,500,000,000		0	1,500,000,000	0
BANK OF NOVA SCOTIA TORONTO REPO TRIPARTY OVERNIGHT FIXED 20260420	04/20/26	04/17/26	04/17/26	PURCHASE	1,500,000,000		0	1,500,000,000	0
BANK OF NOVA SCOTIA TORONTO REPO TRIPARTY OVERNIGHT FIXED 20260421	04/21/26	04/20/26	04/20/26	PURCHASE	1,500,000,000		0	1,500,000,000	0
BANK OF NOVA SCOTIA TORONTO REPO TRIPARTY OVERNIGHT FIXED 20260422	04/22/26	04/21/26	04/21/26	PURCHASE	1,500,000,000		0	1,500,000,000	0
BANK OF NOVA SCOTIA TORONTO REPO TRIPARTY OVERNIGHT FIXED 20260423	04/23/26	04/22/26	04/22/26	PURCHASE	1,500,000,000		0	1,500,000,000	0
BANK OF NOVA SCOTIA TORONTO REPO TRIPARTY OVERNIGHT FIXED 20260424	04/24/26	04/23/26	04/23/26	PURCHASE	1,500,000,000		0	1,500,000,000	0
BANK OF NOVA SCOTIA TORONTO REPO TRIPARTY OVERNIGHT FIXED 20260427	04/27/26	04/24/26	04/24/26	PURCHASE	1,500,000,000		0	1,500,000,000	0
BANK OF NOVA SCOTIA TORONTO REPO TRIPARTY OVERNIGHT FIXED 20260428	04/28/26	04/27/26	04/27/26	PURCHASE	1,500,000,000		0	1,500,000,000	0
BANK OF NOVA SCOTIA TORONTO REPO TRIPARTY OVERNIGHT FIXED 20260429	04/29/26	04/28/26	04/28/26	PURCHASE	1,500,000,000		0	1,500,000,000	0
BANK OF NOVA SCOTIA TORONTO REPO TRIPARTY OVERNIGHT FIXED 20260430	04/30/26	04/29/26	04/29/26	PURCHASE	1,500,000,000		0	1,500,000,000	0
BANK OF NOVA SCOTIA TORONTO REPO TRIPARTY OVERNIGHT FIXED 20260501	05/01/26	04/30/26	04/30/26	PURCHASE	1,500,000,000		0	1,500,000,000	0
Bennington Stark Capital Co. LLC CPABS4-2 20260408	04/08/26	04/01/26	04/01/26	PURCHASE	50,000,000		0	49,964,028	0
Bennington Stark Capital Co. LLC CPABS4-2 20260409	04/09/26	04/02/26	04/02/26	PURCHASE	14,000,000		0	13,989,928	0
Bennington Stark Capital Co. LLC CPABS4-2 20260409	04/09/26	04/02/26	04/02/26	PURCHASE	50,000,000		0	49,964,028	0
Bennington Stark Capital Co. LLC CPABS4-2 20260414	04/14/26	04/07/26	04/07/26	PURCHASE	50,000,000		0	49,964,028	0
Bennington Stark Capital Co. LLC CPABS4-2 20260414	04/14/26	04/07/26	04/07/26	PURCHASE	16,500,000		0	16,488,129	0
Bennington Stark Capital Co. LLC CPABS4-2 20260414	04/14/26	04/07/26	04/07/26	PURCHASE	50,000,000		0	49,964,028	0
Bennington Stark Capital Co. LLC CPABS4-2 20260415	04/15/26	04/08/26	04/08/26	PURCHASE	20,000,000		0	19,985,611	0
Bennington Stark Capital Co. LLC CPABS4-2 20260416	04/16/26	04/09/26	04/09/26	PURCHASE	50,000,000		0	49,964,028	0
Bennington Stark Capital Co. LLC CPABS4-2 20260416	04/16/26	04/09/26	04/09/26	PURCHASE	19,000,000		0	18,986,331	0
Bennington Stark Capital Co. LLC CPABS4-2 20260421	04/21/26	04/14/26	04/14/26	PURCHASE	16,000,000		0	15,988,489	0
Bennington Stark Capital Co. LLC CPABS4-2 20260421	04/21/26	04/14/26	04/14/26	PURCHASE	50,000,000		0	49,964,028	0
Bennington Stark Capital Co. LLC CPABS4-2 20260421	04/21/26	04/14/26	04/14/26	PURCHASE	50,000,000		0	49,964,028	0
Bennington Stark Capital Co. LLC CPABS4-2 20260422	04/22/26	04/15/26	04/15/26	PURCHASE	20,000,000		0	19,985,611	0
Bennington Stark Capital Co. LLC CPABS4-2 20260423	04/23/26	04/16/26	04/16/26	PURCHASE	50,000,000		0	49,964,028	0
Bennington Stark Capital Co. LLC CPABS4-2 20260423	04/23/26	04/16/26	04/16/26	PURCHASE	19,000,000		0	18,986,331	0
Bennington Stark Capital Co. LLC CPABS4-2 20260428	04/28/26	04/21/26	04/21/26	PURCHASE	16,000,000		0	15,988,489	0
Bennington Stark Capital Co. LLC CPABS4-2 20260428	04/28/26	04/21/26	04/21/26	PURCHASE	50,000,000		0	49,964,028	0
Bennington Stark Capital Co. LLC CPABS4-2 20260428	04/28/26	04/21/26	04/21/26	PURCHASE	50,000,000		0	49,964,028	0
Bennington Stark Capital Co. LLC CPABS4-2 20260429	04/29/26	04/22/26	04/22/26	PURCHASE	20,000,000		0	19,985,611	0
Bennington Stark Capital Co. LLC CPABS4-2 20260430	04/30/26	04/23/26	04/23/26	PURCHASE	50,000,000		0	49,964,028	0
Bennington Stark Capital Co. LLC CPABS4-2 20260430	04/30/26	04/23/26	04/23/26	PURCHASE	19,000,000		0	18,986,331	0
Bennington Stark Capital Co. LLC CPABS4-2 20260505	05/05/26	04/28/26	04/28/26	PURCHASE	16,000,000		0	15,988,489	0
Bennington Stark Capital Co. LLC CPABS4-2 20260505	05/05/26	04/28/26	04/28/26	PURCHASE	50,000,000		0	49,964,028	0
Bennington Stark Capital Co. LLC CPABS4-2 20260505	05/05/26	04/28/26	04/28/26	PURCHASE	50,000,000		0	49,964,028	0
Bennington Stark Capital Co. LLC CPABS4-2 20260507	05/07/26	04/30/26	04/30/26	PURCHASE	50,000,000		0	49,964,028	0
Bennington Stark Capital Co. LLC CPABS4-2 20260507	05/07/26	04/30/26	04/30/26	PURCHASE	50,000,000		0	49,964,028	0
Bennington Stark Capital Co. LLC CPABS4-2 20260529	05/29/26	04/13/26	04/13/26	PURCHASE	24,415,000		0	24,294,892	0
BNG Bank N.V. CP4-2 20260414	04/14/26	04/07/26	04/07/26	PURCHASE	50,000,000		0	49,964,368	0
BNG Bank N.V. CP4-2 20260414	04/14/26	04/07/26	04/07/26	PURCHASE	35,000,000		0	34,975,058	0
BNG Bank N.V. CP4-2 20260414	04/14/26	04/07/26	04/07/26	PURCHASE	50,000,000		0	49,964,368	0
BNG Bank N.V. CP4-2 20260414	04/14/26	04/07/26	04/07/26	PURCHASE	50,000,000		0	49,964,368	0
BNG Bank N.V. CP4-2 20260414	04/14/26	04/07/26	04/07/26	PURCHASE	50,000,000		0	49,964,368	0
BNG Bank N.V. CP4-2 20260427	04/27/26	04/20/26	04/20/26	PURCHASE	50,000,000		0	49,964,514	0
BNG Bank N.V. CP4-2 20260427	04/27/26	04/20/26	04/20/26	PURCHASE	50,000,000		0	49,964,514	0
BNG Bank N.V. CP4-2 20260427	04/27/26	04/20/26	04/20/26	PURCHASE	50,000,000		0	49,964,514	0
BNG Bank N.V. CP4-2 20260427	04/27/26	04/20/26	04/20/26	PURCHASE	50,000,000		0	49,964,514	0
BNG Bank N.V. CP4-2 20260427	04/27/26	04/20/26	04/20/26	PURCHASE	50,000,000		0	49,964,514	0
BOFA SECURITIES INC. TRIPARTY REPO OVERNIGHT FIXED 20260402	04/02/26	04/01/26	04/01/26	PURCHASE	2,000,000		0	2,000,000	0
BOFA SECURITIES INC. TRIPARTY REPO OVERNIGHT FIXED 20260406	04/06/26	04/02/26	04/02/26	PURCHASE	2,000,000		0	2,000,000	0
BOFA SECURITIES INC. TRIPARTY REPO OVERNIGHT FIXED 20260407	04/07/26	04/06/26	04/06/26	PURCHASE	2,000,000		0	2,000,000	0
BOFA SECURITIES INC. TRIPARTY REPO OVERNIGHT FIXED 20260408	04/08/26	04/07/26	04/07/26	PURCHASE	2,000,000		0	2,000,000	0
BOFA SECURITIES INC. TRIPARTY REPO OVERNIGHT FIXED 20260409	04/09/26	04/08/26	04/08/26	PURCHASE	2,000,000		0	2,000,000	0
BOFA SECURITIES INC. TRIPARTY REPO OVERNIGHT FIXED 20260410	04/10/26	04/09/26	04/09/26	PURCHASE	2,000,000		0	2,000,000	0
BOFA SECURITIES INC. TRIPARTY REPO OVERNIGHT FIXED 20260413	04/13/26	04/10/26	04/10/26	PURCHASE	2,000,000		0	2,000,000	0
BOFA SECURITIES INC. TRIPARTY REPO OVERNIGHT FIXED 20260414	04/14/26	04/13/26	04/13/26	PURCHASE	2,000,000		0	2,000,000	0
BOFA SECURITIES INC. TRIPARTY REPO OVERNIGHT FIXED 20260415	04/15/26	04/14/26	04/14/26	PURCHASE	2,000,000		0	2,000,000	0
BOFA SECURITIES INC. TRIPARTY REPO OVERNIGHT FIXED 20260416	04/16/26	04/15/26	04/15/26	PURCHASE	2,000,000		0	2,000,000	0

# TRADING ACTIVITY FOR APRIL 2026

Issue Description	Maturity Date	Trade Date	settlement dt	Transaction	Quantity	Traded Interest Local	Net Amount Local	Total Real G/T
BOFA SECURITIES INC.TRIPARTY REPO OVERNIGHT FIXED 20260417	04/17/26	04/16/26	04/16/26	PURCHASE	2,000,000	0	2,000,000	0
BOFA SECURITIES INC.TRIPARTY REPO OVERNIGHT FIXED 20260420	04/20/26	04/17/26	04/17/26	PURCHASE	2,000,000	0	2,000,000	0
BOFA SECURITIES INC.TRIPARTY REPO OVERNIGHT FIXED 20260421	04/21/26	04/20/26	04/20/26	PURCHASE	2,000,000	0	2,000,000	0
BOFA SECURITIES INC.TRIPARTY REPO OVERNIGHT FIXED 20260422	04/22/26	04/21/26	04/21/26	PURCHASE	2,000,000	0	2,000,000	0
BOFA SECURITIES INC.TRIPARTY REPO OVERNIGHT FIXED 20260423	04/23/26	04/22/26	04/22/26	PURCHASE	2,000,000	0	2,000,000	0
BOFA SECURITIES INC.TRIPARTY REPO OVERNIGHT FIXED 20260424	04/24/26	04/23/26	04/23/26	PURCHASE	2,000,000	0	2,000,000	0
BOFA SECURITIES INC.TRIPARTY REPO OVERNIGHT FIXED 20260427	04/27/26	04/24/26	04/24/26	PURCHASE	2,000,000	0	2,000,000	0
BOFA SECURITIES INC.TRIPARTY REPO OVERNIGHT FIXED 20260428	04/28/26	04/27/26	04/27/26	PURCHASE	2,000,000	0	2,000,000	0
BOFA SECURITIES INC.TRIPARTY REPO OVERNIGHT FIXED 20260429	04/29/26	04/28/26	04/28/26	PURCHASE	250,000,000	0	250,000,000	0
BOFA SECURITIES INC.TRIPARTY REPO OVERNIGHT FIXED 20260430	04/30/26	04/29/26	04/29/26	PURCHASE	700,000,000	0	700,000,000	0
BOFA SECURITIES INC.TRIPARTY REPO OVERNIGHT FIXED 20260501	05/01/26	04/30/26	04/30/26	PURCHASE	2,000,000	0	2,000,000	0
CAFCO LLC CPABS4-2 20260728	07/28/26	04/13/26	04/13/26	PURCHASE	50,000,000	0	49,430,250	0
CAFCO LLC CPABS4-2 20260813	08/13/26	04/23/26	04/23/26	PURCHASE	15,000,000	0	14,821,267	0
CAFCO LLC CPABS4-2 20260813	08/13/26	04/23/26	04/23/26	PURCHASE	50,000,000	0	49,404,222	0
CAFCO LLC CPABS4-2 20260813	08/13/26	04/23/26	04/23/26	PURCHASE	50,000,000	0	49,404,222	0
Canadian Imperial Bank of Commerce CDYAN 20270408	04/08/27	04/07/26	04/08/26	PURCHASE	50,000,000	0	50,000,000	0
Canadian Imperial Bank of Commerce CDYAN 20270408	04/08/27	04/07/26	04/08/26	PURCHASE	50,000,000	0	50,000,000	0
Chariot Funding LLC CPABS4-2 20260609	06/09/26	04/09/26	04/09/26	PURCHASE	25,000,000	0	24,837,757	0
Chesham Finance LLC Series III CPABS4-2 20260414	04/14/26	04/07/26	04/07/26	PURCHASE	50,000,000	0	49,964,125	0
Chesham Finance LLC Series III CPABS4-2 20260421	04/21/26	04/14/26	04/14/26	PURCHASE	30,000,000	0	29,978,475	0
Chesham Finance LLC Series III CPABS4-2 20260428	04/28/26	04/21/26	04/21/26	PURCHASE	50,000,000	0	49,964,125	0
Chesham Finance LLC Series IV CPABS4-2 20260402	04/02/26	04/01/26	04/01/26	PURCHASE	50,000,000	0	49,994,903	0
Chesham Finance LLC Series IV CPABS4-2 20260402	04/02/26	04/01/26	04/01/26	PURCHASE	50,000,000	0	49,994,903	0
Chesham Finance LLC Series IV CPABS4-2 20260406	04/06/26	04/02/26	04/02/26	PURCHASE	50,000,000	0	49,979,611	0
Chesham Finance LLC Series IV CPABS4-2 20260407	04/07/26	04/06/26	04/06/26	PURCHASE	50,000,000	0	49,994,903	0
Chesham Finance LLC Series IV CPABS4-2 20260407	04/07/26	04/06/26	04/06/26	PURCHASE	50,000,000	0	49,994,903	0
Chesham Finance LLC Series IV CPABS4-2 20260408	04/08/26	04/07/26	04/07/26	PURCHASE	50,000,000	0	49,994,903	0
Chesham Finance LLC Series IV CPABS4-2 20260408	04/08/26	04/07/26	04/07/26	PURCHASE	50,000,000	0	49,994,903	0
Chesham Finance LLC Series IV CPABS4-2 20260409	04/09/26	04/02/26	04/02/26	PURCHASE	35,000,000	0	34,974,888	0
Chesham Finance LLC Series IV CPABS4-2 20260409	04/09/26	04/08/26	04/08/26	PURCHASE	50,000,000	0	49,994,903	0
Chesham Finance LLC Series IV CPABS4-2 20260409	04/09/26	04/08/26	04/08/26	PURCHASE	50,000,000	0	49,994,903	0
Chesham Finance LLC Series IV CPABS4-2 20260410	04/10/26	04/09/26	04/09/26	PURCHASE	50,000,000	0	49,994,903	0
Chesham Finance LLC Series IV CPABS4-2 20260410	04/10/26	04/09/26	04/09/26	PURCHASE	50,000,000	0	49,994,903	0
Chesham Finance LLC Series IV CPABS4-2 20260414	04/14/26	04/13/26	04/13/26	PURCHASE	50,000,000	0	49,994,903	0
Chesham Finance LLC Series IV CPABS4-2 20260414	04/14/26	04/13/26	04/13/26	PURCHASE	50,000,000	0	49,994,903	0
Chesham Finance LLC Series IV CPABS4-2 20260415	04/15/26	04/14/26	04/14/26	PURCHASE	50,000,000	0	49,994,903	0
Chesham Finance LLC Series IV CPABS4-2 20260415	04/15/26	04/14/26	04/14/26	PURCHASE	50,000,000	0	49,994,903	0
Chesham Finance LLC Series IV CPABS4-2 20260416	04/16/26	04/09/26	04/09/26	PURCHASE	25,000,000	0	24,982,063	0
Chesham Finance LLC Series IV CPABS4-2 20260416	04/16/26	04/09/26	04/09/26	PURCHASE	50,000,000	0	49,964,125	0
Chesham Finance LLC Series IV CPABS4-2 20260416	04/16/26	04/15/26	04/15/26	PURCHASE	50,000,000	0	49,994,903	0
Chesham Finance LLC Series IV CPABS4-2 20260416	04/16/26	04/15/26	04/15/26	PURCHASE	50,000,000	0	49,994,903	0
Chesham Finance LLC Series IV CPABS4-2 20260417	04/17/26	04/16/26	04/16/26	PURCHASE	50,000,000	0	49,994,903	0
Chesham Finance LLC Series IV CPABS4-2 20260420	04/20/26	04/17/26	04/17/26	PURCHASE	50,000,000	0	49,984,709	0
Chesham Finance LLC Series IV CPABS4-2 20260420	04/20/26	04/17/26	04/17/26	PURCHASE	50,000,000	0	49,984,709	0
Chesham Finance LLC Series IV CPABS4-2 20260421	04/21/26	04/20/26	04/20/26	PURCHASE	50,000,000	0	49,994,903	0
Chesham Finance LLC Series IV CPABS4-2 20260421	04/21/26	04/20/26	04/20/26	PURCHASE	50,000,000	0	49,994,903	0
Chesham Finance LLC Series IV CPABS4-2 20260422	04/22/26	04/21/26	04/21/26	PURCHASE	50,000,000	0	49,994,903	0
Chesham Finance LLC Series IV CPABS4-2 20260422	04/22/26	04/21/26	04/21/26	PURCHASE	50,000,000	0	49,994,903	0
Chesham Finance LLC Series IV CPABS4-2 20260423	04/23/26	04/16/26	04/16/26	PURCHASE	50,000,000	0	49,964,125	0
Chesham Finance LLC Series IV CPABS4-2 20260423	04/23/26	04/22/26	04/22/26	PURCHASE	50,000,000	0	49,994,903	0
Chesham Finance LLC Series IV CPABS4-2 20260423	04/23/26	04/22/26	04/22/26	PURCHASE	50,000,000	0	49,994,903	0
Chesham Finance LLC Series IV CPABS4-2 20260424	04/24/26	04/23/26	04/23/26	PURCHASE	50,000,000	0	49,994,903	0
Chesham Finance LLC Series IV CPABS4-2 20260424	04/24/26	04/23/26	04/23/26	PURCHASE	50,000,000	0	49,994,903	0
Chesham Finance LLC Series IV CPABS4-2 20260430	04/30/26	04/23/26	04/23/26	PURCHASE	50,000,000	0	49,964,125	0
Cooperatieve Rabobank UA TD 20260408	04/08/26	04/01/26	04/01/26	PURCHASE	625,000,000	0	625,000,000	0
Cooperatieve Rabobank UA TD 20260414	04/14/26	04/07/26	04/07/26	PURCHASE	850,000,000	0	850,000,000	0
Cooperatieve Rabobank UA TD 20260415	04/15/26	04/08/26	04/08/26	PURCHASE	650,000,000	0	650,000,000	0
COOPERATIEVE RABOBATD 20260421	04/21/26	04/14/26	04/14/26	PURCHASE	825,000,000	0	825,000,000	0
COOPERATIEVE RABOBATD 20260422	04/22/26	04/15/26	04/15/26	PURCHASE	625,000,000	0	625,000,000	0
COOPERATIEVE RABOBATD 20260428	04/28/26	04/21/26	04/21/26	PURCHASE	825,000,000	0	825,000,000	0
COOPERATIEVE RABOBATD 20260429	04/29/26	04/22/26	04/22/26	PURCHASE	625,000,000	0	625,000,000	0
COOPERATIEVE RABOBATD 20260505	05/05/26	04/28/26	04/28/26	PURCHASE	825,000,000	0	825,000,000	0
COOPERATIEVE RABOBATD 20260506	05/06/26	04/29/26	04/29/26	PURCHASE	625,000,000	0	625,000,000	0
DREY-GVT CSH-I	08/01/54	04/06/26	04/06/26	PURCHASE	1,983,484	0	1,983,484	0
DREY-GVT CSH-I	08/01/54	04/08/26	04/08/26	PURCHASE	3,587,805	0	3,587,805	0
DREY-GVT CSH-I	08/01/54	04/10/26	04/10/26	PURCHASE	1,359,839	0	1,359,839	0
DREY-GVT CSH-I	08/01/54	04/13/26	04/13/26	PURCHASE	2,314,975	0	2,314,975	0
DREY-GVT CSH-I	08/01/54	04/15/26	04/15/26	PURCHASE	2,368,343	0	2,368,343	0
DREY-GVT CSH-I	08/01/54	04/16/26	04/16/26	PURCHASE	59,594	0	59,594	0
DREY-GVT CSH-I	08/01/54	04/20/26	04/20/26	PURCHASE	184,467	0	184,467	0
DREY-GVT CSH-I	08/01/54	04/21/26	04/21/26	PURCHASE	1,853,359	0	1,853,359	0
DREY-GVT CSH-I	08/01/54	04/22/26	04/22/26	PURCHASE	1,534,651	0	1,534,651	0
DREY-GVT CSH-I	08/01/54	04/28/26	04/28/26	PURCHASE	3,752,546	0	3,752,546	0

# TRADING ACTIVITY FOR APRIL 2026

Issue Description	Maturity Date	Trade Date	Settlement dt	Transaction	Quantity	Traded Interest Local	Net Amount Local	Total Real G/T
DZ Bank AG Deutsche Zentral-Genossenschaftsbank CP4-2 20260409	04/09/26	04/08/26	04/08/26	PURCHASE	30,000,000	0	29,996,992	0
DZ Bank AG Deutsche Zentral-Genossenschaftsbank CP4-2 20260409	04/09/26	04/08/26	04/08/26	PURCHASE	50,000,000	0	49,994,986	0
Exxon Mobil Corp. CP 20260507	05/07/26	04/30/26	04/30/26	PURCHASE	50,000,000	0	49,964,514	0
Exxon Mobil Corp. CP 20260507	05/07/26	04/30/26	04/30/26	PURCHASE	50,000,000	0	49,964,514	0
Exxon Mobil Corp. CP 20260507	05/07/26	04/30/26	04/30/26	PURCHASE	30,000,000	0	29,978,708	0
Glencove Funding LLC CPABS4-2 20260415	04/15/26	04/08/26	04/08/26	PURCHASE	50,000,000	0	49,964,125	0
Glencove Funding LLC CPABS4-2 20260415	04/15/26	04/08/26	04/08/26	PURCHASE	50,000,000	0	49,964,125	0
Glencove Funding LLC CPABS4-2 20260422	04/22/26	04/15/26	04/15/26	PURCHASE	50,000,000	0	49,964,125	0
Glencove Funding LLC CPABS4-2 20260422	04/22/26	04/15/26	04/15/26	PURCHASE	50,000,000	0	49,964,125	0
HSBC SECURITIES (USA) INC. REPO TRI PARTY OVER-NIGHT FIXED 20260402	04/02/26	04/01/26	04/01/26	PURCHASE	100,000,000	0	100,000,000	0
HSBC SECURITIES (USA) INC. REPO TRI PARTY OVER-NIGHT FIXED 20260402	04/02/26	04/01/26	04/01/26	PURCHASE	800,000,000	0	800,000,000	0
HSBC SECURITIES (USA) INC. REPO TRI PARTY OVER-NIGHT FIXED 20260406	04/06/26	04/02/26	04/02/26	PURCHASE	100,000,000	0	100,000,000	0
HSBC SECURITIES (USA) INC. REPO TRI PARTY OVER-NIGHT FIXED 20260406	04/06/26	04/02/26	04/02/26	PURCHASE	800,000,000	0	800,000,000	0
HSBC SECURITIES (USA) INC. REPO TRI PARTY OVER-NIGHT FIXED 20260407	04/07/26	04/06/26	04/06/26	PURCHASE	100,000,000	0	100,000,000	0
HSBC SECURITIES (USA) INC. REPO TRI PARTY OVER-NIGHT FIXED 20260407	04/07/26	04/06/26	04/06/26	PURCHASE	800,000,000	0	800,000,000	0
HSBC SECURITIES (USA) INC. REPO TRI PARTY OVER-NIGHT FIXED 20260408	04/08/26	04/07/26	04/07/26	PURCHASE	800,000,000	0	800,000,000	0
HSBC SECURITIES (USA) INC. REPO TRI PARTY OVER-NIGHT FIXED 20260408	04/08/26	04/07/26	04/07/26	PURCHASE	100,000,000	0	100,000,000	0
HSBC SECURITIES (USA) INC. REPO TRI PARTY OVER-NIGHT FIXED 20260409	04/09/26	04/08/26	04/08/26	PURCHASE	100,000,000	0	100,000,000	0
HSBC SECURITIES (USA) INC. REPO TRI PARTY OVER-NIGHT FIXED 20260409	04/09/26	04/08/26	04/08/26	PURCHASE	800,000,000	0	800,000,000	0
HSBC SECURITIES (USA) INC. REPO TRI PARTY OVER-NIGHT FIXED 20260410	04/10/26	04/09/26	04/09/26	PURCHASE	100,000,000	0	100,000,000	0
HSBC SECURITIES (USA) INC. REPO TRI PARTY OVER-NIGHT FIXED 20260410	04/10/26	04/09/26	04/09/26	PURCHASE	400,000,000	0	400,000,000	0
HSBC SECURITIES (USA) INC. REPO TRI PARTY OVER-NIGHT FIXED 20260410	04/13/26	04/10/26	04/10/26	PURCHASE	400,000,000	0	400,000,000	0
HSBC SECURITIES (USA) INC. REPO TRI PARTY OVER-NIGHT FIXED 20260413	04/13/26	04/10/26	04/10/26	PURCHASE	100,000,000	0	100,000,000	0
HSBC SECURITIES (USA) INC. REPO TRI PARTY OVER-NIGHT FIXED 20260414	04/14/26	04/13/26	04/13/26	PURCHASE	800,000,000	0	800,000,000	0
HSBC SECURITIES (USA) INC. REPO TRI PARTY OVER-NIGHT FIXED 20260414	04/14/26	04/13/26	04/13/26	PURCHASE	100,000,000	0	100,000,000	0
HSBC SECURITIES (USA) INC. REPO TRI PARTY OVER-NIGHT FIXED 20260415	04/15/26	04/14/26	04/14/26	PURCHASE	100,000,000	0	100,000,000	0
HSBC SECURITIES (USA) INC. REPO TRI PARTY OVER-NIGHT FIXED 20260415	04/15/26	04/14/26	04/14/26	PURCHASE	800,000,000	0	800,000,000	0
HSBC SECURITIES (USA) INC. REPO TRI PARTY OVER-NIGHT FIXED 20260416	04/16/26	04/15/26	04/15/26	PURCHASE	800,000,000	0	800,000,000	0
HSBC SECURITIES (USA) INC. REPO TRI PARTY OVER-NIGHT FIXED 20260416	04/16/26	04/15/26	04/15/26	PURCHASE	100,000,000	0	100,000,000	0
HSBC SECURITIES (USA) INC. REPO TRI PARTY OVER-NIGHT FIXED 20260417	04/17/26	04/16/26	04/16/26	PURCHASE	100,000,000	0	100,000,000	0
HSBC SECURITIES (USA) INC. REPO TRI PARTY OVER-NIGHT FIXED 20260417	04/17/26	04/16/26	04/16/26	PURCHASE	800,000,000	0	800,000,000	0
HSBC SECURITIES (USA) INC. REPO TRI PARTY OVER-NIGHT FIXED 20260417	04/20/26	04/17/26	04/17/26	PURCHASE	100,000,000	0	100,000,000	0
HSBC SECURITIES (USA) INC. REPO TRI PARTY OVER-NIGHT FIXED 20260420	04/20/26	04/17/26	04/17/26	PURCHASE	800,000,000	0	800,000,000	0
HSBC SECURITIES (USA) INC. REPO TRI PARTY OVER-NIGHT FIXED 20260420	04/21/26	04/20/26	04/20/26	PURCHASE	800,000,000	0	800,000,000	0
HSBC SECURITIES (USA) INC. REPO TRI PARTY OVER-NIGHT FIXED 20260421	04/21/26	04/20/26	04/20/26	PURCHASE	100,000,000	0	100,000,000	0
HSBC SECURITIES (USA) INC. REPO TRI PARTY OVER-NIGHT FIXED 20260421	04/21/26	04/20/26	04/20/26	PURCHASE	800,000,000	0	800,000,000	0
HSBC SECURITIES (USA) INC. REPO TRI PARTY OVER-NIGHT FIXED 20260422	04/22/26	04/21/26	04/21/26	PURCHASE	100,000,000	0	100,000,000	0
HSBC SECURITIES (USA) INC. REPO TRI PARTY OVER-NIGHT FIXED 20260422	04/22/26	04/21/26	04/21/26	PURCHASE	800,000,000	0	800,000,000	0
HSBC SECURITIES (USA) INC. REPO TRI PARTY OVER-NIGHT FIXED 20260423	04/23/26	04/22/26	04/22/26	PURCHASE	800,000,000	0	800,000,000	0
HSBC SECURITIES (USA) INC. REPO TRI PARTY OVER-NIGHT FIXED 20260423	04/23/26	04/22/26	04/22/26	PURCHASE	100,000,000	0	100,000,000	0
HSBC SECURITIES (USA) INC. REPO TRI PARTY OVER-NIGHT FIXED 20260424	04/24/26	04/23/26	04/23/26	PURCHASE	100,000,000	0	100,000,000	0
HSBC SECURITIES (USA) INC. REPO TRI PARTY OVER-NIGHT FIXED 20260424	04/24/26	04/23/26	04/23/26	PURCHASE	800,000,000	0	800,000,000	0
HSBC SECURITIES (USA) INC. REPO TRI PARTY OVER-NIGHT FIXED 20260424	04/27/26	04/24/26	04/24/26	PURCHASE	800,000,000	0	800,000,000	0
HSBC SECURITIES (USA) INC. REPO TRI PARTY OVER-NIGHT FIXED 20260427	04/27/26	04/24/26	04/24/26	PURCHASE	100,000,000	0	100,000,000	0
HSBC SECURITIES (USA) INC. REPO TRI PARTY OVER-NIGHT FIXED 20260427	04/28/26	04/27/26	04/27/26	PURCHASE	800,000,000	0	800,000,000	0
HSBC SECURITIES (USA) INC. REPO TRI PARTY OVER-NIGHT FIXED 20260428	04/28/26	04/27/26	04/27/26	PURCHASE	100,000,000	0	100,000,000	0

## TRADING ACTIVITY FOR APRIL 2026

Issue Description	Maturity Date	Trade Date	Settlement Date	Transaction	Quantity	Traded Interest Local	Net Amount Local	Total Real G/T
HSBC SECURITIES (USA) INC. REPO TRI PARTY OVER-NIGHT FIXED 20260429	04/29/26	04/28/26	04/28/26	PURCHASE	100,000,000	0	100,000,000	0
HSBC SECURITIES (USA) INC. REPO TRI PARTY OVER-NIGHT FIXED 20260429	04/29/26	04/28/26	04/28/26	PURCHASE	800,000,000	0	800,000,000	0
HSBC SECURITIES (USA) INC. REPO TRI PARTY OVER-NIGHT FIXED 20260430	04/30/26	04/29/26	04/29/26	PURCHASE	100,000,000	0	100,000,000	0
HSBC SECURITIES (USA) INC. REPO TRI PARTY OVER-NIGHT FIXED 20260430	04/30/26	04/29/26	04/29/26	PURCHASE	800,000,000	0	800,000,000	0
HSBC SECURITIES (USA) INC. REPO TRI PARTY OVER-NIGHT FIXED 20260501	05/01/26	04/30/26	04/30/26	PURCHASE	100,000,000	0	100,000,000	0
HSBC SECURITIES (USA) INC. REPO TRI PARTY OVER-NIGHT FIXED 20260501	05/01/26	04/30/26	04/30/26	PURCHASE	800,000,000	0	800,000,000	0
Jupiter Securitization Company LLC CPABS4-2 20260518	05/18/26	04/13/26	04/13/26	PURCHASE	40,000,000	0	39,852,222	0
Jupiter Securitization Company LLC CPABS4-2 20260518	05/18/26	04/13/26	04/13/26	PURCHASE	50,000,000	0	49,815,278	0
LION BAY FUND FIXED COUPON 0 MATURITY 20260408	04/08/26	04/01/26	04/01/26	PURCHASE	26,000,000	0	25,981,295	0
Lion Bay Funding LLC CPABS4-2 20260407	04/07/26	04/02/26	04/02/26	PURCHASE	50,000,000	0	49,974,514	0
Lion Bay Funding LLC CPABS4-2 20260407	04/07/26	04/02/26	04/02/26	PURCHASE	20,000,000	0	19,989,806	0
Lion Bay Funding LLC CPABS4-2 20260414	04/14/26	04/13/26	04/13/26	PURCHASE	20,000,000	0	19,997,967	0
Lion Bay Funding LLC CPABS4-2 20260415	04/15/26	04/08/26	04/09/26	PURCHASE	50,000,000	0	49,969,250	0
Lion Bay Funding LLC CPABS4-2 20260415	04/15/26	04/08/26	04/08/26	PURCHASE	50,000,000	0	49,964,125	0
Lion Bay Funding LLC CPABS4-2 20260415	04/15/26	04/08/26	04/09/26	PURCHASE	50,000,000	0	49,969,250	0
Lion Bay Funding LLC CPABS4-2 20260415	04/15/26	04/08/26	04/08/26	PURCHASE	11,000,000	0	10,992,108	0
Lion Bay Funding LLC CPABS4-2 20260416	04/16/26	04/15/26	04/15/26	PURCHASE	27,000,000	0	26,997,255	0
Lion Bay Funding LLC CPABS4-2 20260420	04/20/26	04/17/26	04/17/26	PURCHASE	40,000,000	0	39,987,800	0
Lion Bay Funding LLC CPABS4-2 20260421	04/21/26	04/20/26	04/20/26	PURCHASE	20,000,000	0	19,997,967	0
Lion Bay Funding LLC CPABS4-2 20260422	04/22/26	04/15/26	04/15/26	PURCHASE	50,000,000	0	49,964,028	0
Lion Bay Funding LLC CPABS4-2 20260422	04/22/26	04/15/26	04/15/26	PURCHASE	11,000,000	0	10,992,086	0
Lion Bay Funding LLC CPABS4-2 20260422	04/22/26	04/15/26	04/15/26	PURCHASE	50,000,000	0	49,964,028	0
Lion Bay Funding LLC CPABS4-2 20260422	04/22/26	04/15/26	04/15/26	PURCHASE	50,000,000	0	49,964,028	0
Lion Bay Funding LLC CPABS4-2 20260429	04/29/26	04/22/26	04/22/26	PURCHASE	11,000,000	0	10,992,086	0
Lion Bay Funding LLC CPABS4-2 20260429	04/29/26	04/22/26	04/22/26	PURCHASE	50,000,000	0	49,964,028	0
Lion Bay Funding LLC CPABS4-2 20260429	04/29/26	04/22/26	04/22/26	PURCHASE	50,000,000	0	49,964,028	0
Lion Bay Funding LLC CPABS4-2 20260429	04/29/26	04/22/26	04/22/26	PURCHASE	50,000,000	0	49,964,028	0
LMA-Americas LLC CPABS4-2 20260519	05/19/26	04/16/26	04/16/26	PURCHASE	36,000,000	0	35,874,270	0
LMA-Americas LLC CPABS4-2 20260720	07/20/26	04/20/26	04/20/26	PURCHASE	26,050,000	0	25,795,824	0
LMA-Americas LLC CPABS4-2 20260720	07/20/26	04/20/26	04/20/26	PURCHASE	50,000,000	0	49,512,139	0
Longship Funding LLC CPABS4-2 20260519	05/19/26	04/10/26	04/10/26	PURCHASE	10,000,000	0	9,958,725	0
Longship Funding LLC CPABS4-2 20260519	05/19/26	04/10/26	04/10/26	PURCHASE	50,000,000	0	49,793,625	0
Longship Funding LLC CPABS4-2 20260519	05/19/26	04/10/26	04/10/26	PURCHASE	50,000,000	0	49,793,625	0
Longship Funding LLC CPABS4-2 20260519	05/19/26	04/10/26	04/10/26	PURCHASE	50,000,000	0	49,793,625	0
Matchpoint Finance plc CPABS4-2 20260402	04/02/26	04/01/26	04/01/26	PURCHASE	50,000,000	0	49,994,945	0
Matchpoint Finance plc CPABS4-2 20260402	04/02/26	04/01/26	04/01/26	PURCHASE	50,000,000	0	49,994,945	0
Matchpoint Finance plc CPABS4-2 20260402	04/02/26	04/01/26	04/01/26	PURCHASE	20,000,000	0	19,997,978	0
Matchpoint Finance plc CPABS4-2 20260407	04/07/26	04/02/26	04/02/26	PURCHASE	22,000,000	0	21,988,847	0
Matchpoint Finance plc CPABS4-2 20260407	04/07/26	04/02/26	04/02/26	PURCHASE	50,000,000	0	49,974,653	0
Matchpoint Finance plc CPABS4-2 20260407	04/07/26	04/02/26	04/02/26	PURCHASE	50,000,000	0	49,974,653	0
Matchpoint Finance plc CPABS4-2 20260408	04/08/26	04/07/26	04/07/26	PURCHASE	50,000,000	0	49,994,945	0
Matchpoint Finance plc CPABS4-2 20260408	04/08/26	04/07/26	04/07/26	PURCHASE	50,000,000	0	49,994,945	0
Matchpoint Finance plc CPABS4-2 20260408	04/08/26	04/07/26	04/07/26	PURCHASE	50,000,000	0	49,994,945	0
Matchpoint Finance plc CPABS4-2 20260409	04/09/26	04/08/26	04/08/26	PURCHASE	50,000,000	0	49,994,959	0
Matchpoint Finance plc CPABS4-2 20260409	04/09/26	04/08/26	04/08/26	PURCHASE	5,000,000	0	4,999,496	0
Matchpoint Finance plc CPABS4-2 20260409	04/09/26	04/08/26	04/08/26	PURCHASE	50,000,000	0	49,994,959	0
Matchpoint Finance plc CPABS4-2 20260409	04/09/26	04/08/26	04/08/26	PURCHASE	50,000,000	0	49,994,959	0
Matchpoint Finance plc CPABS4-2 20260410	04/10/26	04/09/26	04/09/26	PURCHASE	50,000,000	0	49,994,959	0
Matchpoint Finance plc CPABS4-2 20260410	04/10/26	04/09/26	04/09/26	PURCHASE	50,000,000	0	49,994,959	0
Matchpoint Finance plc CPABS4-2 20260410	04/10/26	04/09/26	04/09/26	PURCHASE	5,000,000	0	4,999,496	0
Matchpoint Finance plc CPABS4-2 20260413	04/13/26	04/10/26	04/10/26	PURCHASE	50,000,000	0	49,984,875	0
Matchpoint Finance plc CPABS4-2 20260413	04/13/26	04/10/26	04/10/26	PURCHASE	50,000,000	0	49,984,875	0
Matchpoint Finance plc CPABS4-2 20260413	04/13/26	04/10/26	04/10/26	PURCHASE	5,000,000	0	4,998,488	0
Matchpoint Finance plc CPABS4-2 20260414	04/14/26	04/13/26	04/13/26	PURCHASE	50,000,000	0	49,994,959	0
Matchpoint Finance plc CPABS4-2 20260414	04/14/26	04/13/26	04/13/26	PURCHASE	50,000,000	0	49,994,959	0
Matchpoint Finance plc CPABS4-2 20260414	04/14/26	04/13/26	04/13/26	PURCHASE	50,000,000	0	49,994,959	0
Matchpoint Finance plc CPABS4-2 20260414	04/14/26	04/13/26	04/13/26	PURCHASE	10,000,000	0	9,998,992	0
Matchpoint Finance plc CPABS4-2 20260415	04/15/26	04/14/26	04/14/26	PURCHASE	50,000,000	0	49,994,959	0
Matchpoint Finance plc CPABS4-2 20260415	04/15/26	04/14/26	04/14/26	PURCHASE	50,000,000	0	49,994,959	0
Matchpoint Finance plc CPABS4-2 20260416	04/16/26	04/15/26	04/15/26	PURCHASE	50,000,000	0	49,994,945	0
Matchpoint Finance plc CPABS4-2 20260416	04/16/26	04/15/26	04/15/26	PURCHASE	50,000,000	0	49,994,945	0
Matchpoint Finance plc CPABS4-2 20260417	04/17/26	04/16/26	04/16/26	PURCHASE	50,000,000	0	49,994,945	0
Matchpoint Finance plc CPABS4-2 20260417	04/17/26	04/16/26	04/16/26	PURCHASE	50,000,000	0	49,994,945	0
Matchpoint Finance plc CPABS4-2 20260420	04/20/26	04/17/26	04/17/26	PURCHASE	50,000,000	0	49,984,834	0
Matchpoint Finance plc CPABS4-2 20260420	04/20/26	04/17/26	04/17/26	PURCHASE	50,000,000	0	49,984,834	0
Matchpoint Finance plc CPABS4-2 20260421	04/21/26	04/20/26	04/20/26	PURCHASE	50,000,000	0	49,994,945	0
Matchpoint Finance plc CPABS4-2 20260421	04/21/26	04/20/26	04/20/26	PURCHASE	50,000,000	0	49,994,945	0
Matchpoint Finance plc CPABS4-2 20260421	04/21/26	04/20/26	04/20/26	PURCHASE	10,000,000	0	9,998,989	0
Matchpoint Finance plc CPABS4-2 20260421	04/21/26	04/20/26	04/20/26	PURCHASE	50,000,000	0	49,994,945	0
Matchpoint Finance plc CPABS4-2 20260422	04/22/26	04/21/26	04/21/26	PURCHASE	50,000,000	0	49,994,945	0
Matchpoint Finance plc CPABS4-2 20260422	04/22/26	04/21/26	04/21/26	PURCHASE	50,000,000	0	49,994,945	0

# TRADING ACTIVITY FOR APRIL 2026

Issue Description	Maturity Date	Trade Date	Settlement dt	Transaction	Quantity	Traded Interest Local	Net Amount Local	Total Real G/L
Matchpoint Finance plc CPABSA-2 20260422	04/22/26	04/21/26	04/21/26	PURCHASE	50,000,000	0	49,994,945	0
Matchpoint Finance plc CPABSA-2 20260422	04/22/26	04/21/26	04/21/26	PURCHASE	10,000,000	0	9,998,989	0
Matchpoint Finance plc CPABSA-2 20260423	04/23/26	04/22/26	04/22/26	PURCHASE	50,000,000	0	49,994,945	0
Matchpoint Finance plc CPABSA-2 20260423	04/23/26	04/22/26	04/22/26	PURCHASE	50,000,000	0	49,994,945	0
Matchpoint Finance plc CPABSA-2 20260423	04/23/26	04/22/26	04/22/26	PURCHASE	50,000,000	0	49,994,945	0
Matchpoint Finance plc CPABSA-2 20260424	04/24/26	04/23/26	04/23/26	PURCHASE	50,000,000	0	49,994,945	0
Matchpoint Finance plc CPABSA-2 20260424	04/24/26	04/23/26	04/23/26	PURCHASE	50,000,000	0	49,994,945	0
Matchpoint Finance plc CPABSA-2 20260424	04/24/26	04/23/26	04/23/26	PURCHASE	50,000,000	0	49,994,945	0
Matchpoint Finance plc CPABSA-2 20260427	04/27/26	04/24/26	04/24/26	PURCHASE	50,000,000	0	49,984,834	0
Matchpoint Finance plc CPABSA-2 20260427	04/27/26	04/24/26	04/24/26	PURCHASE	50,000,000	0	49,984,834	0
Matchpoint Finance plc CPABSA-2 20260427	04/27/26	04/24/26	04/24/26	PURCHASE	50,000,000	0	49,984,834	0
Matchpoint Finance plc CPABSA-2 20260428	04/28/26	04/27/26	04/27/26	PURCHASE	50,000,000	0	49,994,945	0
Matchpoint Finance plc CPABSA-2 20260428	04/28/26	04/27/26	04/27/26	PURCHASE	50,000,000	0	49,994,945	0
Matchpoint Finance plc CPABSA-2 20260428	04/28/26	04/27/26	04/27/26	PURCHASE	10,000,000	0	9,998,989	0
Matchpoint Finance plc CPABSA-2 20260429	04/29/26	04/28/26	04/28/26	PURCHASE	50,000,000	0	49,994,945	0
Matchpoint Finance plc CPABSA-2 20260429	04/29/26	04/28/26	04/28/26	PURCHASE	15,000,000	0	14,998,483	0
Matchpoint Finance plc CPABSA-2 20260429	04/29/26	04/28/26	04/28/26	PURCHASE	50,000,000	0	49,994,945	0
Matchpoint Finance plc CPABSA-2 20260429	04/29/26	04/28/26	04/28/26	PURCHASE	50,000,000	0	49,994,945	0
Matchpoint Finance plc CPABSA-2 20260430	04/30/26	04/29/26	04/29/26	PURCHASE	50,000,000	0	49,994,945	0
Matchpoint Finance plc CPABSA-2 20260430	04/30/26	04/29/26	04/29/26	PURCHASE	50,000,000	0	49,994,945	0
Matchpoint Finance plc CPABSA-2 20260430	04/30/26	04/29/26	04/29/26	PURCHASE	50,000,000	0	49,994,945	0
Matchpoint Finance plc CPABSA-2 20260501	05/01/26	04/30/26	04/30/26	PURCHASE	50,000,000	0	49,994,945	0
Matchpoint Finance plc CPABSA-2 20260501	05/01/26	04/30/26	04/30/26	PURCHASE	50,000,000	0	49,994,945	0
Matchpoint Finance plc CPABSA-2 20260501	05/01/26	04/30/26	04/30/26	PURCHASE	50,000,000	0	49,994,945	0
Matchpoint Finance plc CPABSA-2 20260728	07/28/26	04/30/26	04/30/26	PURCHASE	13,500,000	0	13,371,506	0
Matchpoint Finance plc CPABSA-2 20260728	07/28/26	04/30/26	04/30/26	PURCHASE	50,000,000	0	49,524,097	0
Mizuho Bank Ltd. TD 20260408	04/08/26	04/07/26	04/07/26	PURCHASE	240,000,000	0	240,000,000	0
Mizuho Bank Ltd. TD 20260409	04/09/26	04/08/26	04/08/26	PURCHASE	495,000,000	0	495,000,000	0
Mizuho Bank Ltd. TD 20260413	04/13/26	04/10/26	04/10/26	PURCHASE	860,000,000	0	860,000,000	0
Mizuho Bank Ltd. TD 20260501	05/01/26	04/30/26	04/30/26	PURCHASE	800,000,000	0	800,000,000	0
MIZUHO BANK LTD. TD TD 20260410	04/10/26	04/09/26	04/09/26	PURCHASE	875,000,000	0	875,000,000	0
MIZUHO BANK LTD. TD TD 20260420	04/20/26	04/17/26	04/17/26	PURCHASE	100,000,000	0	100,000,000	0
MIZUHO BANK LTD. TD TD 20260428	04/28/26	04/27/26	04/27/26	PURCHASE	500,000,000	0	500,000,000	0
MIZUHO SECURITIES USA INC. - REPO TRIPARTY OVERNIGHT FIXED 20260402	04/02/26	04/01/26	04/01/26	PURCHASE	400,000,000	0	400,000,000	0
MIZUHO SECURITIES USA INC. - REPO TRIPARTY OVERNIGHT FIXED 20260406	04/06/26	04/02/26	04/02/26	PURCHASE	400,000,000	0	400,000,000	0
MIZUHO SECURITIES USA INC. - REPO TRIPARTY OVERNIGHT FIXED 20260407	04/07/26	04/06/26	04/06/26	PURCHASE	400,000,000	0	400,000,000	0
MIZUHO SECURITIES USA INC. - REPO TRIPARTY OVERNIGHT FIXED 20260408	04/08/26	04/07/26	04/07/26	PURCHASE	400,000,000	0	400,000,000	0
MIZUHO SECURITIES USA INC. - REPO TRIPARTY OVERNIGHT FIXED 20260409	04/09/26	04/08/26	04/08/26	PURCHASE	400,000,000	0	400,000,000	0
MIZUHO SECURITIES USA INC. - REPO TRIPARTY OVERNIGHT FIXED 20260410	04/10/26	04/09/26	04/09/26	PURCHASE	400,000,000	0	400,000,000	0
MIZUHO SECURITIES USA INC. - REPO TRIPARTY OVERNIGHT FIXED 20260413	04/13/26	04/10/26	04/10/26	PURCHASE	400,000,000	0	400,000,000	0
MIZUHO SECURITIES USA INC. - REPO TRIPARTY OVERNIGHT FIXED 20260414	04/14/26	04/13/26	04/13/26	PURCHASE	400,000,000	0	400,000,000	0
MIZUHO SECURITIES USA INC. - REPO TRIPARTY OVERNIGHT FIXED 20260415	04/15/26	04/14/26	04/14/26	PURCHASE	400,000,000	0	400,000,000	0
MIZUHO SECURITIES USA INC. - REPO TRIPARTY OVERNIGHT FIXED 20260416	04/16/26	04/15/26	04/15/26	PURCHASE	400,000,000	0	400,000,000	0
MIZUHO SECURITIES USA INC. - REPO TRIPARTY OVERNIGHT FIXED 20260417	04/17/26	04/16/26	04/16/26	PURCHASE	400,000,000	0	400,000,000	0
MIZUHO SECURITIES USA INC. - REPO TRIPARTY OVERNIGHT FIXED 20260420	04/20/26	04/17/26	04/17/26	PURCHASE	400,000,000	0	400,000,000	0
MIZUHO SECURITIES USA INC. - REPO TRIPARTY OVERNIGHT FIXED 20260421	04/21/26	04/20/26	04/20/26	PURCHASE	400,000,000	0	400,000,000	0
MIZUHO SECURITIES USA INC. - REPO TRIPARTY OVERNIGHT FIXED 20260422	04/22/26	04/21/26	04/21/26	PURCHASE	400,000,000	0	400,000,000	0
MIZUHO SECURITIES USA INC. - REPO TRIPARTY OVERNIGHT FIXED 20260423	04/23/26	04/22/26	04/22/26	PURCHASE	400,000,000	0	400,000,000	0
MIZUHO SECURITIES USA INC. - REPO TRIPARTY OVERNIGHT FIXED 20260424	04/24/26	04/23/26	04/23/26	PURCHASE	400,000,000	0	400,000,000	0
MIZUHO SECURITIES USA INC. - REPO TRIPARTY OVERNIGHT FIXED 20260427	04/27/26	04/24/26	04/24/26	PURCHASE	400,000,000	0	400,000,000	0
MIZUHO SECURITIES USA INC. - REPO TRIPARTY OVERNIGHT FIXED 20260428	04/28/26	04/27/26	04/27/26	PURCHASE	400,000,000	0	400,000,000	0
MIZUHO SECURITIES USA INC. - REPO TRIPARTY OVERNIGHT FIXED 20260429	04/29/26	04/28/26	04/28/26	PURCHASE	400,000,000	0	400,000,000	0
MIZUHO SECURITIES USA INC. - REPO TRIPARTY OVERNIGHT FIXED 20260430	04/30/26	04/29/26	04/29/26	PURCHASE	400,000,000	0	400,000,000	0
MIZUHO SECURITIES USA INC. - REPO TRIPARTY OVERNIGHT FIXED 20260501	05/01/26	04/30/26	04/30/26	PURCHASE	400,000,000	0	400,000,000	0
National Bank of Canada Montreal CP4-2 20270406	04/06/27	04/07/26	04/07/26	PURCHASE	50,000,000	0	47,985,361	0
Nordea Bank Abp TD 20260413	04/13/26	04/10/26	04/10/26	PURCHASE	1,100,000,000	0	1,100,000,000	0
NORDEA BANK ABP TD TD 20260410	04/10/26	04/09/26	04/09/26	PURCHASE	1,200,000,000	0	1,200,000,000	0
NRW.Bank CP4-2 20260505	05/05/26	04/28/26	04/28/26	PURCHASE	30,000,000	0	29,978,650	0
NRW.Bank CP4-2 20260506	05/06/26	04/29/26	04/29/26	PURCHASE	20,000,000	0	19,985,786	0

# TRADING ACTIVITY FOR APRIL 2026

Issue Description	Maturity Date	Trade Date	settlement dt	Transaction	Quantity	Traded Interest Local	Net Amount Local	Total Real G/L
PARK AVE COLL FLOATING COUPON 4.00000 MATU-RITY 20270115	01/15/27	04/20/26	04/20/26	PURCHASE	25,000,000	0	25,000,000	0
Podium Funding Trust CPABS3A3 20261014	10/14/26	04/17/26	04/17/26	PURCHASE	15,000,000	0	14,706,750	0
Royal Bank of Canada Toronto TD 20260402	04/02/26	04/01/26	04/01/26	PURCHASE	750,000,000	0	750,000,000	0
Royal Bank of Canada Toronto TD 20260406	04/06/26	04/02/26	04/02/26	PURCHASE	750,000,000	0	750,000,000	0
Royal Bank of Canada Toronto TD 20260408	04/08/26	04/07/26	04/07/26	PURCHASE	750,000,000	0	750,000,000	0
Royal Bank of Canada Toronto TD 20260409	04/09/26	04/08/26	04/08/26	PURCHASE	750,000,000	0	750,000,000	0
Royal Bank of Canada Toronto TD 20260413	04/13/26	04/10/26	04/10/26	PURCHASE	725,000,000	0	725,000,000	0
Royal Bank of Canada Toronto TD 20260414	04/14/26	04/13/26	04/13/26	PURCHASE	725,000,000	0	725,000,000	0
Royal Bank of Canada Toronto TD 20260417	04/17/26	04/16/26	04/16/26	PURCHASE	675,000,000	0	675,000,000	0
Royal Bank of Canada Toronto TD 20260427	04/27/26	04/24/26	04/24/26	PURCHASE	700,000,000	0	700,000,000	0
Royal Bank of Canada Toronto TD 20260501	05/01/26	04/30/26	04/30/26	PURCHASE	400,000,000	0	400,000,000	0
Royal Bank of Canada ECD	04/19/27	04/15/26	04/17/26	PURCHASE	50,000,000	0	50,000,000	0
Royal Bank of Canada TD 20260424	04/24/26	04/23/26	04/23/26	PURCHASE	700,000,000	0	700,000,000	0
ROYAL BANK OF CANADTD 20260407	04/07/26	04/06/26	04/06/26	PURCHASE	750,000,000	0	750,000,000	0
ROYAL BANK OF CANADTD 20260410	04/10/26	04/09/26	04/09/26	PURCHASE	725,000,000	0	725,000,000	0
ROYAL BANK OF CANADTD 20260415	04/15/26	04/14/26	04/14/26	PURCHASE	750,000,000	0	750,000,000	0
ROYAL BANK OF CANADTD 20260416	04/16/26	04/15/26	04/15/26	PURCHASE	675,000,000	0	675,000,000	0
ROYAL BANK OF CANADTD 20260420	04/20/26	04/17/26	04/17/26	PURCHASE	675,000,000	0	675,000,000	0
ROYAL BANK OF CANADTD 20260421	04/21/26	04/20/26	04/20/26	PURCHASE	675,000,000	0	675,000,000	0
ROYAL BANK OF CANADTD 20260422	04/22/26	04/21/26	04/21/26	PURCHASE	700,000,000	0	700,000,000	0
ROYAL BANK OF CANADTD 20260423	04/23/26	04/22/26	04/22/26	PURCHASE	700,000,000	0	700,000,000	0
ROYAL BANK OF CANADTD 20260428	04/28/26	04/27/26	04/27/26	PURCHASE	700,000,000	0	700,000,000	0
ROYAL BANK OF CANADTD 20260429	04/29/26	04/28/26	04/28/26	PURCHASE	400,000,000	0	400,000,000	0
ROYAL BANK OF CANADTD 20260430	04/30/26	04/29/26	04/29/26	PURCHASE	400,000,000	0	400,000,000	0
ROYAL BK CDA NY BRH INSTL 12MAR27	03/12/27	03/12/26	03/12/26	PURCHASE	10,000,000	0	10,000,000	0
Sheffield Receivables Company LLC CPABS4-2 20260608	06/08/26	04/07/26	04/08/26	PURCHASE	50,000,000	0	49,672,125	0
Sheffield Receivables Company LLC CPABS4-2 20260608	06/08/26	04/07/26	04/08/26	PURCHASE	50,000,000	0	49,672,125	0
Sheffield Receivables Company LLC CPABS4-2 20260608	06/08/26	04/07/26	04/08/26	PURCHASE	34,000,000	0	33,777,045	0
Sheffield Receivables Company LLC CPABS4-2 20260608	06/08/26	04/07/26	04/08/26	PURCHASE	50,000,000	0	49,672,125	0
Sheffield Receivables Company LLC CPABS4-2 20260710	07/10/26	04/08/26	04/09/26	PURCHASE	25,000,000	0	24,750,833	0
Sheffield Receivables Company LLC CPABS4-2 20260729	07/29/26	04/20/26	04/20/26	PURCHASE	10,000,000	0	9,892,222	0
Sheffield Receivables Company LLC CPABS4-2 20260729	07/29/26	04/20/26	04/20/26	PURCHASE	50,000,000	0	49,461,111	0
Sheffield Receivables Company LLC CPABS4-2 20260909	09/09/26	04/27/26	04/27/26	PURCHASE	50,000,000	0	49,278,125	0
Sheffield Receivables Company LLC CPABS4-2 20260909	09/09/26	04/27/26	04/27/26	PURCHASE	50,000,000	0	49,278,125	0
Starbird Funding Corp. CPABS4-2 20260402	04/02/26	04/01/26	04/01/26	PURCHASE	50,000,000	0	49,994,945	0
Starbird Funding Corp. CPABS4-2 20260402	04/02/26	04/01/26	04/01/26	PURCHASE	50,000,000	0	49,994,945	0
Starbird Funding Corp. CPABS4-2 20260402	04/02/26	04/01/26	04/01/26	PURCHASE	50,000,000	0	49,994,945	0
Starbird Funding Corp. CPABS4-2 20260402	04/02/26	04/01/26	04/01/26	PURCHASE	25,000,000	0	24,997,472	0
Starbird Funding Corp. CPABS4-2 20260402	04/02/26	04/01/26	04/01/26	PURCHASE	50,000,000	0	49,994,945	0
Starbird Funding Corp. CPABS4-2 20260402	04/02/26	04/01/26	04/01/26	PURCHASE	50,000,000	0	49,994,945	0
Starbird Funding Corp. CPABS4-2 20260406	04/06/26	04/02/26	04/02/26	PURCHASE	50,000,000	0	49,979,778	0
Starbird Funding Corp. CPABS4-2 20260406	04/06/26	04/02/26	04/02/26	PURCHASE	25,000,000	0	24,989,889	0
Starbird Funding Corp. CPABS4-2 20260406	04/06/26	04/02/26	04/02/26	PURCHASE	50,000,000	0	49,979,778	0
Starbird Funding Corp. CPABS4-2 20260406	04/06/26	04/02/26	04/02/26	PURCHASE	50,000,000	0	49,979,778	0
Starbird Funding Corp. CPABS4-2 20260406	04/06/26	04/02/26	04/02/26	PURCHASE	50,000,000	0	49,979,778	0
Starbird Funding Corp. CPABS4-2 20260407	04/07/26	04/06/26	04/06/26	PURCHASE	50,000,000	0	49,979,778	0
Starbird Funding Corp. CPABS4-2 20260407	04/07/26	04/06/26	04/06/26	PURCHASE	16,000,000	0	15,998,382	0
Starbird Funding Corp. CPABS4-2 20260407	04/07/26	04/06/26	04/06/26	PURCHASE	50,000,000	0	49,994,945	0
Starbird Funding Corp. CPABS4-2 20260407	04/07/26	04/06/26	04/06/26	PURCHASE	50,000,000	0	49,994,945	0
Starbird Funding Corp. CPABS4-2 20260408	04/08/26	04/07/26	04/07/26	PURCHASE	50,000,000	0	49,994,945	0
Starbird Funding Corp. CPABS4-2 20260408	04/08/26	04/07/26	04/07/26	PURCHASE	50,000,000	0	49,994,945	0
Starbird Funding Corp. CPABS4-2 20260408	04/08/26	04/07/26	04/07/26	PURCHASE	25,000,000	0	24,997,472	0
Starbird Funding Corp. CPABS4-2 20260408	04/08/26	04/07/26	04/07/26	PURCHASE	50,000,000	0	49,994,945	0
Starbird Funding Corp. CPABS4-2 20260408	04/08/26	04/07/26	04/07/26	PURCHASE	50,000,000	0	49,994,945	0
Starbird Funding Corp. CPABS4-2 20260408	04/08/26	04/07/26	04/07/26	PURCHASE	25,000,000	0	24,997,479	0
Starbird Funding Corp. CPABS4-2 20260409	04/09/26	04/08/26	04/08/26	PURCHASE	5,000,000	0	4,999,496	0
Starbird Funding Corp. CPABS4-2 20260409	04/09/26	04/08/26	04/08/26	PURCHASE	50,000,000	0	49,994,959	0
Starbird Funding Corp. CPABS4-2 20260409	04/09/26	04/08/26	04/08/26	PURCHASE	50,000,000	0	49,994,959	0
Starbird Funding Corp. CPABS4-2 20260409	04/09/26	04/08/26	04/08/26	PURCHASE	50,000,000	0	49,994,959	0
Starbird Funding Corp. CPABS4-2 20260409	04/09/26	04/08/26	04/08/26	PURCHASE	50,000,000	0	49,994,959	0
Starbird Funding Corp. CPABS4-2 20260410	04/10/26	04/09/26	04/09/26	PURCHASE	45,000,000	0	44,995,463	0
Starbird Funding Corp. CPABS4-2 20260410	04/10/26	04/09/26	04/09/26	PURCHASE	50,000,000	0	49,994,959	0
Starbird Funding Corp. CPABS4-2 20260410	04/10/26	04/09/26	04/09/26	PURCHASE	50,000,000	0	49,994,959	0
Starbird Funding Corp. CPABS4-2 20260410	04/10/26	04/09/26	04/09/26	PURCHASE	50,000,000	0	49,994,959	0
Starbird Funding Corp. CPABS4-2 20260410	04/10/26	04/09/26	04/09/26	PURCHASE	50,000,000	0	49,994,959	0
Starbird Funding Corp. CPABS4-2 20260413	04/13/26	04/10/26	04/10/26	PURCHASE	50,000,000	0	49,984,875	0
Starbird Funding Corp. CPABS4-2 20260413	04/13/26	04/10/26	04/10/26	PURCHASE	50,000,000	0	49,984,875	0
Starbird Funding Corp. CPABS4-2 20260413	04/13/26	04/10/26	04/10/26	PURCHASE	50,000,000	0	49,984,875	0
Starbird Funding Corp. CPABS4-2 20260413	04/13/26	04/10/26	04/10/26	PURCHASE	45,000,000	0	44,986,388	0
Starbird Funding Corp. CPABS4-2 20260414	04/14/26	04/13/26	04/13/26	PURCHASE	50,000,000	0	49,984,875	0
Starbird Funding Corp. CPABS4-2 20260414	04/14/26	04/13/26	04/13/26	PURCHASE	50,000,000	0	49,994,959	0
Starbird Funding Corp. CPABS4-2 20260414	04/14/26	04/13/26	04/13/26	PURCHASE	50,000,000	0	49,994,959	0
Starbird Funding Corp. CPABS4-2 20260415	04/15/26	04/14/26	04/14/26	PURCHASE	50,000,000	0	49,994,959	0
Starbird Funding Corp. CPABS4-2 20260415	04/15/26	04/14/26	04/14/26	PURCHASE	50,000,000	0	49,994,959	0
Starbird Funding Corp. CPABS4-2 20260415	04/15/26	04/14/26	04/14/26	PURCHASE	50,000,000	0	49,994,959	0
Starbird Funding Corp. CPABS4-2 20260415	04/15/26	04/14/26	04/14/26	PURCHASE	50,000,000	0	49,994,959	0
Starbird Funding Corp. CPABS4-2 20260416	04/16/26	04/15/26	04/15/26	PURCHASE	50,000,000	0	49,994,945	0
Starbird Funding Corp. CPABS4-2 20260416	04/16/26	04/15/26	04/15/26	PURCHASE	50,000,000	0	49,994,945	0
Starbird Funding Corp. CPABS4-2 20260416	04/16/26	04/15/26	04/15/26	PURCHASE	50,000,000	0	49,994,945	0
Starbird Funding Corp. CPABS4-2 20260417	04/17/26	04/16/26	04/16/26	PURCHASE	50,000,000	0	49,994,945	0
Starbird Funding Corp. CPABS4-2 20260417	04/17/26	04/16/26	04/16/26	PURCHASE	50,000,000	0	49,994,945	0
Starbird Funding Corp. CPABS4-2 20260417	04/17/26	04/16/26	04/16/26	PURCHASE	50,000,000	0	49,994,945	0

# TRADING ACTIVITY FOR APRIL 2026

Issue Description	Maturity Date	Trade Date	settlement dt	Transaction	Quantity	Traded Interest Local	Net Amount Local	Total Real G/T
Starbird Funding Corp. CPABS4-2 20260420	04/20/26	04/17/26	04/17/26	PURCHASE	50,000,000	0	49,984,834	0
Starbird Funding Corp. CPABS4-2 20260420	04/20/26	04/17/26	04/17/26	PURCHASE	50,000,000	0	49,984,834	0
Starbird Funding Corp. CPABS4-2 20260420	04/20/26	04/17/26	04/17/26	PURCHASE	50,000,000	0	49,984,834	0
Starbird Funding Corp. CPABS4-2 20260420	04/20/26	04/17/26	04/17/26	PURCHASE	50,000,000	0	49,984,834	0
Starbird Funding Corp. CPABS4-2 20260420	04/20/26	04/17/26	04/17/26	PURCHASE	50,000,000	0	49,984,834	0
Starbird Funding Corp. CPABS4-2 20260421	04/21/26	04/20/26	04/20/26	PURCHASE	50,000,000	0	49,994,945	0
Starbird Funding Corp. CPABS4-2 20260421	04/21/26	04/20/26	04/20/26	PURCHASE	50,000,000	0	49,994,945	0
Starbird Funding Corp. CPABS4-2 20260421	04/21/26	04/20/26	04/20/26	PURCHASE	50,000,000	0	49,994,945	0
Starbird Funding Corp. CPABS4-2 20260421	04/21/26	04/20/26	04/20/26	PURCHASE	50,000,000	0	49,994,945	0
Starbird Funding Corp. CPABS4-2 20260422	04/22/26	04/21/26	04/21/26	PURCHASE	50,000,000	0	49,994,945	0
Starbird Funding Corp. CPABS4-2 20260422	04/22/26	04/21/26	04/21/26	PURCHASE	50,000,000	0	49,994,945	0
Starbird Funding Corp. CPABS4-2 20260422	04/22/26	04/21/26	04/21/26	PURCHASE	50,000,000	0	49,994,945	0
Starbird Funding Corp. CPABS4-2 20260422	04/22/26	04/21/26	04/21/26	PURCHASE	50,000,000	0	49,994,945	0
Starbird Funding Corp. CPABS4-2 20260422	04/22/26	04/21/26	04/21/26	PURCHASE	50,000,000	0	49,994,945	0
Starbird Funding Corp. CPABS4-2 20260423	04/23/26	04/22/26	04/22/26	PURCHASE	50,000,000	0	49,994,945	0
Starbird Funding Corp. CPABS4-2 20260423	04/23/26	04/22/26	04/22/26	PURCHASE	50,000,000	0	49,994,945	0
Starbird Funding Corp. CPABS4-2 20260423	04/23/26	04/22/26	04/22/26	PURCHASE	25,000,000	0	24,997,472	0
Starbird Funding Corp. CPABS4-2 20260423	04/23/26	04/22/26	04/22/26	PURCHASE	50,000,000	0	49,994,945	0
Starbird Funding Corp. CPABS4-2 20260424	04/24/26	04/23/26	04/23/26	PURCHASE	50,000,000	0	49,994,945	0
Starbird Funding Corp. CPABS4-2 20260424	04/24/26	04/23/26	04/23/26	PURCHASE	50,000,000	0	49,994,945	0
Starbird Funding Corp. CPABS4-2 20260424	04/24/26	04/23/26	04/23/26	PURCHASE	25,000,000	0	24,997,472	0
Starbird Funding Corp. CPABS4-2 20260424	04/24/26	04/23/26	04/23/26	PURCHASE	50,000,000	0	49,994,945	0
Starbird Funding Corp. CPABS4-2 20260424	04/24/26	04/23/26	04/23/26	PURCHASE	50,000,000	0	49,994,945	0
Starbird Funding Corp. CPABS4-2 20260427	04/27/26	04/24/26	04/24/26	PURCHASE	50,000,000	0	49,984,834	0
Starbird Funding Corp. CPABS4-2 20260427	04/27/26	04/24/26	04/24/26	PURCHASE	50,000,000	0	49,984,834	0
Starbird Funding Corp. CPABS4-2 20260427	04/27/26	04/24/26	04/24/26	PURCHASE	50,000,000	0	49,984,834	0
Starbird Funding Corp. CPABS4-2 20260427	04/27/26	04/24/26	04/24/26	PURCHASE	25,000,000	0	24,992,417	0
Starbird Funding Corp. CPABS4-2 20260428	04/28/26	04/27/26	04/27/26	PURCHASE	50,000,000	0	49,994,945	0
Starbird Funding Corp. CPABS4-2 20260428	04/28/26	04/27/26	04/27/26	PURCHASE	50,000,000	0	49,994,945	0
Starbird Funding Corp. CPABS4-2 20260428	04/28/26	04/27/26	04/27/26	PURCHASE	25,000,000	0	24,997,472	0
Starbird Funding Corp. CPABS4-2 20260428	04/28/26	04/27/26	04/27/26	PURCHASE	50,000,000	0	49,994,945	0
Starbird Funding Corp. CPABS4-2 20260429	04/29/26	04/28/26	04/28/26	PURCHASE	42,000,000	0	41,995,753	0
Starbird Funding Corp. CPABS4-2 20260429	04/29/26	04/28/26	04/28/26	PURCHASE	50,000,000	0	49,994,945	0
Starbird Funding Corp. CPABS4-2 20260430	04/30/26	04/29/26	04/29/26	PURCHASE	50,000,000	0	49,994,945	0
Starbird Funding Corp. CPABS4-2 20260501	05/01/26	04/30/26	04/30/26	PURCHASE	50,000,000	0	49,994,945	0
Starbird Funding Corp. CPABS4-2 20260501	05/01/26	04/30/26	04/30/26	PURCHASE	50,000,000	0	49,994,945	0
Starbird Funding Corp. CPABS4-2 20260501	05/01/26	04/30/26	04/30/26	PURCHASE	50,000,000	0	49,994,945	0
Starbird Funding Corp. CPABS4-2 20260501	05/01/26	04/30/26	04/30/26	PURCHASE	25,000,000	0	24,997,472	0
Sumitomo Mitsui Trust Bank Ltd. CDYAN 20260728	07/28/26	04/14/26	04/15/26	PURCHASE	50,000,000	0	50,000,000	0
Sumitomo Mitsui Trust Bank Ltd. CDYAN 20260728	07/28/26	04/14/26	04/15/26	PURCHASE	50,000,000	0	50,000,000	0
Sumitomo Mitsui Trust Bank Ltd. ECD(USD)	07/16/26	04/02/26	04/08/26	PURCHASE	100,000,000	0	100,000,000	0
Sumitomo Mitsui Trust Bank Ltd. ECD(USD)	07/27/26	04/13/26	04/15/26	PURCHASE	100,000,000	0	100,000,000	0
TORONTO DOMINION FLOATING COUPON 4.03000 MATURITY 20270524	05/24/27	04/23/26	04/23/26	PURCHASE	50,000,000	0	50,000,000	0
TORONTO DOMINION FLOATING COUPON 4.03000 MATURITY 20270524	05/24/27	04/23/26	04/23/26	PURCHASE	22,000,000	0	22,000,000	0
TORONTO DOMINION FLOATING COUPON 4.03000 MATURITY 20270524	05/24/27	04/23/26	04/23/26	PURCHASE	50,000,000	0	50,000,000	0
TORONTO DOMINION FLOATING COUPON 4.05000 MATURITY 20270406	04/06/27	04/07/26	04/07/26	PURCHASE	50,000,000	0	50,000,000	0
TORONTO DOMINION FLOATING COUPON 4.05000 MATURITY 20270406	04/06/27	04/07/26	04/07/26	PURCHASE	25,000,000	0	25,000,000	0
TOTALENERGIES FIXED COUPON 0 MATURITY 20260522	05/22/26	04/20/26	04/20/26	PURCHASE	25,000,000	0	24,915,778	0
Toyota Credit De Puerto Rico Corp. CP 20260928	09/28/26	04/14/26	04/14/26	PURCHASE	40,000,000	0	39,263,344	0
UnitedHealth Group Inc. CP4-2 20260415	04/15/26	04/14/26	04/14/26	PURCHASE	50,000,000	0	49,994,903	0
UnitedHealth Group Inc. CP4-2 20260415	04/15/26	04/14/26	04/14/26	PURCHASE	50,000,000	0	49,994,903	0
UnitedHealth Group Inc. CP4-2 20260415	04/15/26	04/14/26	04/14/26	PURCHASE	50,000,000	0	49,994,903	0
UnitedHealth Group Inc. CP4-2 20260415	04/15/26	04/14/26	04/14/26	PURCHASE	50,000,000	0	49,994,903	0
UnitedHealth Group Inc. CP4-2 20260427	04/27/26	04/24/26	04/24/26	PURCHASE	30,000,000	0	29,990,825	0
UnitedHealth Group Inc. CP4-2 20260501	05/01/26	04/30/26	04/30/26	PURCHASE	30,000,000	0	29,996,942	0
UnitedHealth Group Inc. CP4-2 20260501	05/01/26	04/30/26	04/30/26	PURCHASE	50,000,000	0	49,994,903	0
Walmart Inc. 20260413	04/13/26	04/01/26	04/02/26	PURCHASE	50,000,000	0	49,943,320	0
Walmart Inc. 20260413	04/13/26	04/01/26	04/02/26	PURCHASE	20,000,000	0	19,977,328	0
DREY-GVT CSH-I	08/01/54	04/07/26	04/07/26	SELL	1,983,484	0	1,983,484	0
DREY-GVT CSH-I	08/01/54	04/09/26	04/09/26	SELL	3,587,805	0	3,587,805	0
DREY-GVT CSH-I	08/01/54	04/14/26	04/14/26	SELL	3,674,814	0	3,674,814	0
DREY-GVT CSH-I	08/01/54	04/17/26	04/17/26	SELL	430,956	0	430,956	0
DREY-GVT CSH-I	08/01/54	04/23/26	04/23/26	SELL	4,218,607	0	4,218,607	0
DREY-GVT CSH-I	08/01/54	04/24/26	04/24/26	SELL	57,065	0	57,065	0
DREY-GVT CSH-I	08/01/54	04/27/26	04/27/26	SELL	1,293,787	0	1,293,787	0
DREY-GVT CSH-I	08/01/54	04/29/26	04/29/26	SELL	3,752,546	0	3,752,546	0
						0	274,526,205,724	0



1801 Hermitage Boulevard, Suite 100  
Tallahassee, Florida 32308  
(850) 488-4406

<https://prime.sbafla.com>

## **Our Mission**

Our mission is to provide superior investment management and trust services by proactively and comprehensively managing risk and adhering to the highest ethical, fiduciary, and professional standards.

# **Federated Hermes**

