FLORIDA PRIME™

AN INVESTMENT TOOL FOR PUBLIC FUNDS

MONTHLY SUMMARY REPORT

State Board of Administration of Florida

October 31, 2026

FLORIDA PRIME™
AN INVESTMENT TOOL FOR PUBLIC FUNDS

Contents

3 Introduction
3 Disclosure of Material Impacts
3 Facts-At-A-Glance
4 Porfolio Manager Commentary
5 Portfolio Composition
6 Fund Performance
7 PRIME Account Summary
8 Inventory of Holdings
14 Participant Concentration
15 Compliance
16 Trade Activity

Past performance is no guarantee of future results.

Views are as of the issue date and are subject to change based on market conditions and other factors. These views should not be construed as a recommendation for any specific security.

An investment in Florida PRIME is neither insured nor guaranteed by the Federal Deposit Insurance Corporation or any other government agency.

Although money market funds seek to preserve the value of your investment at $1.00 per share, it is possible to lose money by investing in this fund.

Introduction

This report is prepared for stakeholders in Florida PRIME in accordance with Section 218.409(6)(a), Florida Statutes. The statute requires:

(1) Reporting of any material impacts on the funds and any actions or escalations taken by staff to address such impacts;

(2) Presentation of a management summary that provides an analysis of the status of the current investment portfolio and the individual transactions executed over the last month; and

(3) Preparation of the management summary "in a manner that will allow anyone to ascertain whether the investment activities during the reporting period have conformed to investment policies."

This report, which covers the period from October 1, 2026, through October 31, 2026, has been prepared by the SBA with input from Federated Hermes ("Federated"), investment advisor for Florida PRIME in a format intended to comply with the statute.

Disclosure of material impacts

During the reporting period, Florida PRIME was in material compliance with investment policy. There were no developments that had a material impact on the liquidity or operation of Florida PRIME. Details are available in the PRIME policy compliance table. This report also includes details on market conditions; fees; fund holdings, transactions and performance; and client composition.

PRIME™ STATISTICS

(As of October 31, 2026)

Total Participants
877

Florida PRIME™
Total Participant Balance
$23,656,083,855

Total Number of Accounts
1,604

FACTS-AT-A-GLANCE PRIME is an exclusive service for Florida governmental organizations, providing a cost-effective investment vehicle for their surplus funds. Florida PRIME, the Local Government Surplus Funds Trust Fund, is utilized by hundreds of governmental investors including state agencies, state universities and colleges, counties, cities, special districts, school boards, and other direct support organizations of the State of Florida.

Florida PRIME is a government investment pool that offers management by an industry leader in professional money management, conservative investment policies, an extensive governance framework, a Standard & Poor's "AAAm" rating, full transparency, and best-in-class financial reporting.

PORTFOLIO MANAGER COMMENTARY

A day early and a hike short

There's a little egg on the face of the 10 Federal Reserve officials who did not vote for a rate hike in this week's policy-setting meeting. The day after the majority prevailed, keeping the federal funds target range at 3.75-4.00%, the US Bureau of Economic Analysis (BEA) lofted two at the Eccles building. One, that US GDP grew 3.4% in the third quarter, its highest rate in a year. The other, that PCE inflation continues to rise. The month-over-month headline rate climbed from 0.3% to 0.5%, though the core reading remained at 0.3%. Annualized headline and core inflation remain well above the Fed's 2% target, at 3.6% and 3.1%, respectively.

You might be thinking we should cut them a break as they could not factor these numbers into their decision. But the meeting's policy statement suggests they expected robust data for both [emphasis mine]:

- 'Economic activity is expanding at a strong pace. While uncertainty remains elevated owing, in part, to geopolitical developments, domestic spending has been resilient. Productivity growth is strong, and capital investment is robust. Job gains have kept pace with the workforce, and the unemployment rate has changed little.'
- 'Inflation remains elevated. The accumulation of more information will help the Committee determine the policy stance appropriate to ensure a timely return of inflation to the Committee's 2 percent goal. The Committee will deliver price stability.'

The first bullet is about as bold a comment as you will see in an FOMC statement. And the second's reference to more information coming – which Fed Chair Warsh called an "information rich period" — probably was to give some of the officials cover to push the hike until December. But if they truly believed those words, they should have hiked – regardless of how close the October meeting came to the US midterm elections.

Every basis point matters

One aspect of how the money markets operate does not get as much attention outside of cash managers because it is in the weeds: how new issuance of US Treasury bills can impact yields. It is not a mathematical calculation, such as the inverted relationship between bond yields and prices, but a result of supply and demand.

When the US Treasury makes more short-term securities available in auctions, it may have to offer a slightly higher yield to entice buyers to absorb the issuance, who might otherwise go to the vast secondary market. This increase has the potential to spill over to investment alternatives, pushing their yields up. All else being equal (good old "ceteris paribus" if you recall from an economics class), that should mean a liquidity portfolio's yield should rise incrementally, even if at a lag. A few basis points meant more when the fed funds rate was near zero following the Global Financial Crisis, but it is positive, and one of the reasons for the popularity of liquidity products.

PORTFOLIO COMPOSITION FOR OCTOBER 31 2026

CREDIT QUALITY COMPOSITION

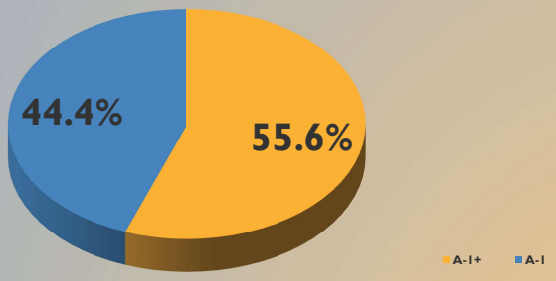

HIGHLY LIQUID HOLDINGS-11/26



EFFECTIVE MATURITY SCHEDULE

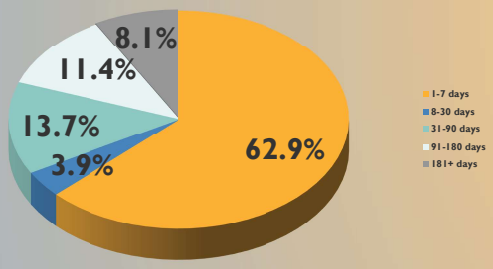

TOP HOLDINGS & AVG. MATURITY

1.	National Bank of Canada	5.5%
2.	Bank of Montreal	5.1%
3.	Cooperatieve Rabobank UA	5.0%
4.	Australia & New Zealand Banking Group Ltd.	5.0%
5.	Toronto Dominion Bank	4.3%
6.	Royal Bank of Canada	4.2%
7.	Canadian Imperial Bank of Commerce	4.0%
8.	Credit Agricole Group	3.8%
9.	JPMorgan Chase & Co.	3.3%
10.	Bank of Nova Scotia	3.0%

SEC Weighted Average Maturity (WAM)

43 Days

Weighted Average Life (Spread WAL)

89 Days

Percentages based on total value of investments

PORTFOLIO COMPOSITION

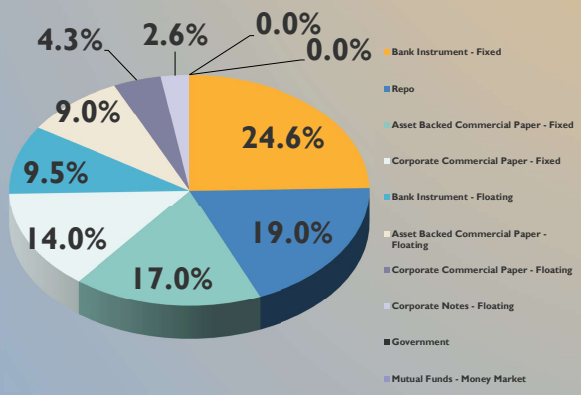

FUND PERFORMANCE THROUGH OCTOBER 2026

	Florida PRIME Performance Data		
	Annualized Net Participant Yield[1]	Net-of-Fee Benchmark[2]	Above (Below) Benchmark
One Month	4.13%	3.96%	0.17%
Three Months	4.02%	3.84%	0.18%
One Year	3.97%	3.80%	0.17%
Three Years	4.73%	4.50%	0.23%
Five Years	4.08%	3.80%	0.27%
Ten Years	2.71%	2.46%	0.25%
Since 1/96	2.69%	2.47%	0.22%

Net asset value at month end: $23,649.4 million, which includes investments at market value, plus all cash, accrued interest receivable and payables.,
[1]Net of fees. Participant yield is calculated on a 365-day basis and includes adjustments for expenses and other accounting items to reflect realized earnings by participants.
[2]The net-of-fee benchmark is the S&P AAA/AA Rated GIP All 30-Day Net Index for all time periods.

ABOUT ANNUALIZED YIELDS:
Performance data in the table and chart is annualized, meaning that the amounts are based on yields for the periods indicated, converted to their equivalent return based on actual days in a period, if obtained for a 12-month period.

For example, ignoring the effects of compounding, an investment that earns 0.10% over a 1-month period yields 1.20% on an annualized basis. Likewise, an investment that earns a total of 3.60% over three years yields 1.20% on an annualized basis, ignoring compounding.

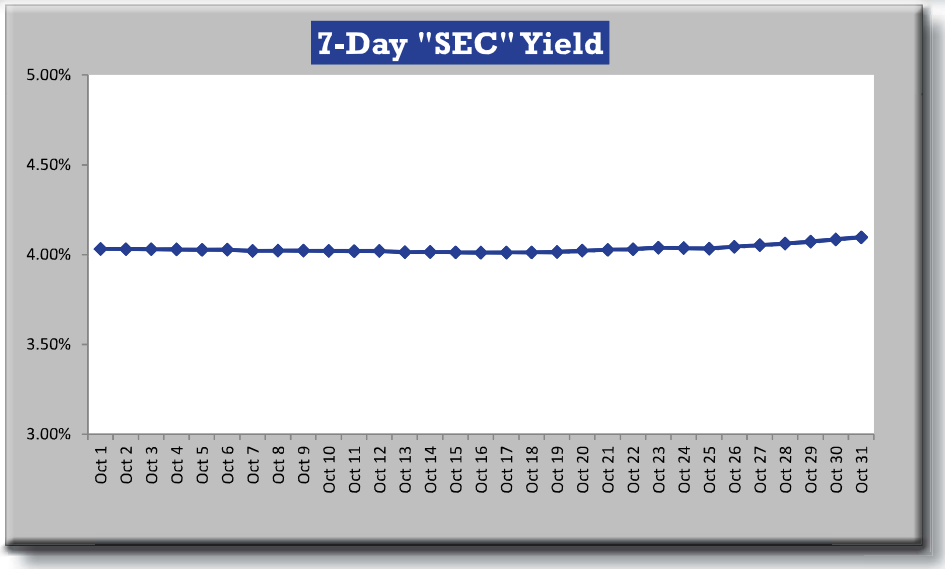

The 7-Day "SEC" Yield in the chart is calculated in accordance with the yield methodology set forth by SEC Rule 2a-7 for money market funds. The 7-day yield = net income earned over a 7-day period / average units outstanding over the period / 7 times 365. Note that unlike other performance measures, the SEC yield does not include realized gains and losses from sales of securities.

PRIME ACCOUNT SUMMARY FOR OCTOBER 2026

	Summary of Cash Flows	
Opening Balance (10/01/26)	$	24,114,433,285
Participant Deposits		3,299,662,333
Gross Earnings		82,299,557
Participant Withdrawals		(3,839,646,251)
Fees		(665,069)
Closing Balance (10/31/26)	$	23,656,083,855
Net Change over Month	**$**	**(458,349,430)**

	Detailed Fee Disclosure		
October		**Amount**	**Basis Point Equivalent***
SBA Client Service, Account Mgt. & Fiduciary Oversight Fee	$	201,677.84	1.01
Federated Investment Management &		440,183.67	2.21
BNY Mellon Custodial Fee**		3,077.95	0.02
Bank of America Transfer Agent Fee		7,541.39	0.04
S&P Rating Maintenance Fee		4,548.91	0.02
Audit/External Review Fees		8,039.00	0.04
Total Fees	**$**	**665,068.76**	**3.34**

*The basis point equivalent is an annualized rate based on the dollar amount of fees charged for the month times 12, divided by an average of the fund's beginning and ending total value (amortized cost) for the month w hich w as $23,885,258,570.

**All custodian banking fees are allocated based on both market value (size) and level of service accurately passing through all charges to pool participants. Charges may fluctuate month-to-month.

The data included in this report is unaudited.

FLORIDA PRIME™
AN INVESTMENT TOOL FOR PUBLIC FUNDS

INVENTORY OF HOLDINGS FOR OCTOBER 2026

Security Name	Security Classification	Cpn	Maturity	Rate Reset	Par	Current Yield	Amort Cost (2)	Mkt Value (1)	Unrealized Gain/ Loss
AJC Capital, LLC, Jan 01, 2042	VARIABLE RATE DEMAND NOTE	4.10	1/1/2042	11/5/2026	5,530,000	4.10	$5,530,000	$5,530,000	$0
Antalis S.A. CPABS4-2	COMMERCIAL PAPER - ABS- 4(2)		11/4/2026		48,000,000	4.00	$47,973,733	$47,973,744	$11
Antalis S.A. CPABS4-2	COMMERCIAL PAPER - ABS- 4(2)		11/5/2026		92,200,000	4.14	$92,137,458	$92,139,388	$1,930
Archer 1 LLC, Jun 01, 2060	VARIABLE RATE DEMAND NOTE	3.99	6/1/2060	11/5/2026	18,000,000	4.05	$18,000,000	$18,000,000	$0
Atlantic Asset Securitization LLC CPABS4-2	COMMERCIAL PAPER - ABS- 4(2)		11/5/2026		50,000,000	4.11	$49,966,333	$49,967,200	$867
Atlantic Asset Securitization LLC CPABS4-2	COMMERCIAL PAPER - ABS- 4(2)		12/9/2026		80,000,000	4.29	$79,626,667	$79,637,928	$11,261
Australia & New Zealand Banking Group, Melbourne TD	TIME DEPOSIT	3.93	11/3/2026		1,175,000,000	3.98	$1,175,000,000	$1,175,000,000	$0
BWF Forge TL Properties Owner LLC, May 01, 2059	VARIABLE RATE DEMAND NOTE	3.99	5/1/2059	11/5/2026	14,100,000	3.99	$14,100,000	$14,100,000	$0
Bank of America N.A. BNOTE	BANK NOTE	4.09	5/12/2027		35,000,000	4.10	$35,000,000	$34,916,543	-$83,457
Bank of America N.A. BNOTE	BANK NOTE	3.82	1/15/2027		125,000,000	3.84	$125,000,000	$124,845,489	-$154,511
Bank of America N.A. CD	CERTIFICATE OF DEPOSIT	3.86	11/4/2026		100,000,000	3.88	$100,000,000	$99,998,320	-$1,680
Bank of America N.A. CD	CERTIFICATE OF DEPOSIT	5.00	10/14/2027		200,000,000	5.01	$200,000,000	$199,788,460	-$211,540
Bank of America N.A. Triparty Repo Overnight Fixed	REPO TRIPARTY OVERNIGHT FIXED	3.94	11/2/2026		1,671,000,000	3.99	$1,671,000,000	$1,671,000,000	$0
Bank of America N.A., Aug 05, 2027	VARIABLE RATE BANK NOTE	4.29	8/5/2027	11/2/2026	25,000,000	4.35	$25,000,000	$25,000,000	$0
Bank of America N.A., Oct 01, 2027	VARIABLE RATE CERTIFICATE OF DEPOSIT	4.27	10/1/2027	11/2/2026	100,000,000	4.33	$100,000,000	$99,956,350	-$43,650
Bank of Montreal	CALLABLE CERTIFICATE OF DEPOSIT	4.31	2/12/2027	11/2/2026	195,000,000	4.37	$195,000,000	$195,006,679	$6,679
Bank of Montreal	CALLABLE CERTIFICATE OF DEPOSIT	4.32	6/25/2027	11/2/2026	45,000,000	4.38	$45,000,000	$45,010,091	$10,091
Bank of Montreal	CALLABLE COMMERCIAL PAPER	4.33	6/11/2027	11/2/2026	55,000,000	4.39	$55,000,000	$55,006,118	$6,118
Bank of Montreal CDYAN	CERTIFICATE OF DEPOSIT - YANKEE	3.86	12/7/2026		150,000,000	3.88	$150,000,000	$149,955,135	-$44,865
Bank of Montreal CP4-2	COMMERCIAL PAPER - 4-2		12/8/2026		100,000,000	3.89	$99,595,917	$99,568,620	-$27,297
Bank of Montreal, Apr 08, 2027	VARIABLE RATE CERTIFICATE OF DEPOSIT	4.35	4/8/2027	11/2/2026	46,300,000	4.41	$46,300,000	$46,319,455	$19,455
Bank of Montreal, Jul 13, 2027	VARIABLE RATE CERTIFICATE OF DEPOSIT	4.31	7/13/2027	11/2/2026	90,000,000	4.37	$90,000,000	$90,000,000	$0
Bank of Nova Scotia, Aug 20, 2027	VARIABLE RATE COMMERCIAL PAPER - 4-2	4.26	8/20/2027	11/2/2026	100,000,000	4.32	$100,000,000	$100,000,000	$0
Bank of Nova Scotia, Nov 02, 2027	VARIABLE RATE CERTIFICATE OF DEPOSIT	4.31	11/2/2027	11/2/2026	117,500,000	4.37	$117,500,000	$117,447,912	-$52,088
Bank of Nova Scotia, Oct 01, 2027	VARIABLE RATE CERTIFICATE OF DEPOSIT	4.29	10/1/2027	11/2/2026	225,000,000	4.35	$225,000,000	$225,000,000	$0
Bank of Nova Scotia, Toronto CDYAN	CERTIFICATE OF DEPOSIT - YANKEE	3.88	3/10/2027		90,000,000	3.90	$90,000,000	$89,839,719	-$160,281
Bank of Nova Scotia, Toronto CP4-2	COMMERCIAL PAPER - 4-2		5/12/2027		85,000,000	4.20	$83,158,617	$83,020,996	-$137,621
Bank of Nova Scotia, Toronto Repo Triparty Overnight Fixed	REPO TRIPARTY OVERNIGHT FIXED	3.94	11/2/2026		1,500,000,000	3.99	$1,500,000,000	$1,500,000,000	$0
Barton Capital S.A. CPABS4-2	COMMERCIAL PAPER - ABS- 4(2)		11/16/2026		25,000,000	4.15	$24,951,951	$24,953,025	$1,074
Barton Capital S.A. CPABS4-2	COMMERCIAL PAPER - ABS- 4(2)		11/16/2026		25,000,000	4.15	$24,951,951	$24,953,025	$1,074
Barton Capital S.A. CPABS4-2	COMMERCIAL PAPER - ABS- 4(2)		12/10/2026		50,000,000	4.30	$49,759,694	$49,768,215	$8,521
Bedford Row Funding Corp. CPABS4-2	COMMERCIAL PAPER - ABS- 4(2)		11/13/2026		18,000,000	4.05	$17,972,420	$17,972,298	-$122
Bedford Row Funding Corp. CPABS4-2	COMMERCIAL PAPER - ABS- 4(2)		1/6/2027		90,000,000	4.04	$89,337,000	$89,292,456	-$44,544
Bedford Row Funding Corp. CPABS4-2	COMMERCIAL PAPER - ABS- 4(2)		8/16/2027		190,000,000	4.32	$183,678,806	$183,163,249	-$515,557
Bedford Row Funding Corp., Jun 03, 2027	VARIABLE RATE COMMERCIAL PAPER-ABS-4(2)	4.24	6/3/2027	11/2/2026	140,000,000	4.30	$140,000,000	$139,978,188	-$21,812
BofA Securities, Inc. Triparty Repo Overnight Fixed	REPO TRIPARTY OVERNIGHT FIXED	3.93	11/2/2026		1,000,000	3.98	$1,000,000	$1,000,000	$0
CHARTA, LLC CPABS4-2	COMMERCIAL PAPER - ABS- 4(2)		12/9/2026		75,000,000	3.96	$74,678,333	$74,659,448	-$18,886

See notes at end of table.

INVENTORY OF HOLDINGS FOR OCTOBER 2026

Security Name	Security Classification	Cpn	Maturity	Rate Reset	Par	Current Yield	Amort Cost (2)	Mkt Value (1)	Unrealized Gain/ Loss
Caisse d'Amortissement de la Dette Sociale (CADES) CP	COMMERCIAL PAPER		2/8/2027		100,000,000	4.46	$98,785,194	$98,811,940	$26,746
Caisse d'Amortissement de la Dette Sociale (CADES) CP	COMMERCIAL PAPER		3/18/2027		125,000,000	4.48	$122,912,587	$122,925,613	$13,026
Caisse d'Amortissement de la Dette Sociale (CADES) CP	COMMERCIAL PAPER		3/18/2027		125,000,000	4.49	$122,910,174	$122,925,613	$15,439
Caisse d'Amortissement de la Dette Sociale (CADES) CP	COMMERCIAL PAPER		4/20/2027		100,000,000	4.73	$97,821,333	$97,914,980	$93,647
Canadian Imperial Bank of Commerce CDYAN	CERTIFICATE OF DEPOSIT - YANKEE	3.94	11/3/2026		30,000,000	3.96	$30,000,000	$29,999,613	-$387
Canadian Imperial Bank of Commerce CDYAN	CERTIFICATE OF DEPOSIT - YANKEE	3.85	12/4/2026		200,000,000	3.87	$200,000,000	$199,956,960	-$43,040
Canadian Imperial Bank of Commerce CDYAN	CERTIFICATE OF DEPOSIT - YANKEE	3.80	1/13/2027		100,000,000	3.82	$100,000,000	$99,901,470	-$98,530
Canadian Imperial Bank of Commerce CDYAN	CERTIFICATE OF DEPOSIT - YANKEE	4.00	3/12/2027		90,000,000	4.02	$90,000,000	$89,856,369	-$143,631
Canadian Imperial Bank of Commerce CDYAN	CERTIFICATE OF DEPOSIT - YANKEE	4.25	3/22/2027		120,000,000	4.26	$120,000,000	$119,903,724	-$96,276
Canadian Imperial Bank of Commerce CDYAN	CERTIFICATE OF DEPOSIT - YANKEE	4.15	4/8/2027		100,000,000	4.16	$100,000,000	$99,851,630	-$148,370
Canadian Imperial Bank of Commerce CDYAN	CERTIFICATE OF DEPOSIT - YANKEE	4.43	7/26/2027		50,000,000	4.44	$50,000,000	$49,922,325	-$77,675
Canadian Imperial Bank of Commerce CP4-2	COMMERCIAL PAPER - 4-2		6/2/2027		44,700,000	4.19	$43,629,497	$43,527,662	-$101,835
Canadian Imperial Bank of Commerce, Jul 01, 2027	VARIABLE RATE CERTIFICATE OF DEPOSIT	4.31	7/1/2027	11/2/2026	150,000,000	4.37	$150,000,000	$150,048,855	$48,855
Canadian Imperial Bank of Commerce, Sep 02, 2027	VARIABLE RATE CERTIFICATE OF DEPOSIT	4.27	9/2/2027	11/2/2026	60,000,000	4.33	$60,000,000	$60,000,000	$0
Citibank, N.A., Jul 23, 2027	VARIABLE RATE CERTIFICATE OF DEPOSIT	4.31	7/23/2027	11/2/2026	300,000,000	4.37	$300,000,000	$300,000,000	$0
Citibank, N.A., Jul 27, 2027	VARIABLE RATE CERTIFICATE OF DEPOSIT	4.31	7/27/2027	11/2/2026	210,000,000	4.37	$210,000,000	$210,000,000	$0
City Furniture, Inc.,Aug 01, 2044	VARIABLE RATE DEMAND NOTE	4.05	8/1/2044	11/5/2026	70,700,000	4.05	$70,700,000	$70,700,000	$0
Collateralized Commercial Paper V Co. LLC, Feb 11, 2027	COMMERCIAL PAPER ASSET BACKED CALLABLE	4.26	2/11/2027	11/2/2026	125,000,000	4.32	$125,000,000	$125,000,518	$518
Collateralized Commercial Paper V Co. LLC, Feb 25, 2027	COMMERCIAL PAPER ASSET BACKED CALLABLE	4.27	2/25/2027	11/2/2026	145,000,000	4.33	$145,000,000	$145,000,409	$409
Collateralized Commercial Paper V Co. LLC, Mar 23, 2027	COMMERCIAL PAPER ASSET BACKED CALLABLE	4.31	3/23/2027	11/2/2026	100,000,000	4.37	$100,000,000	$100,000,749	$749
Cooperatieve Rabobank UA TD	TIME DEPOSIT	3.92	11/4/2026		635,000,000	3.97	$635,000,000	$635,000,000	$0
Cooperatieve Rabobank UA TD	TIME DEPOSIT	3.93	11/3/2026		550,000,000	3.98	$550,000,000	$550,000,000	$0
Credit Agricole Corporate and Investment Bank, Feb 05, 2027	VARIABLE RATE CERTIFICATE OF DEPOSIT	4.32	2/5/2027	11/2/2026	210,000,000	4.38	$210,000,000	$210,004,977	$4,977
DZ Bank AG Deutsche Zentral-Genossenschaftsbank CP4-2	COMMERCIAL PAPER - 4-2		3/1/2027		100,000,000	4.24	$98,615,639	$98,558,370	-$57,269
Dino P. Kanelos Irrevocable Trust, Sep 01, 2041	VARIABLE RATE DEMAND NOTE	4.00	9/1/2041	11/5/2026	4,515,000	4.00	$4,515,000	$4,515,000	$0
Enterprise Fleet Financing LLC 2026-1, A1, 3.849%, 02/22/2027	ASSET BACKED NOTE	3.85	2/22/2027		4,541,567	3.85	$4,541,567	$4,540,666	-$901
Fairway Finance Co. LLC CPABS4-2	COMMERCIAL PAPER - ABS- 4(2)		12/15/2026		50,000,000	4.04	$49,748,917	$49,737,545	-$11,372
Fairway Finance Co. LLC CPABS4-2	COMMERCIAL PAPER - ABS- 4(2)		3/24/2027		25,000,000	4.23	$24,589,167	$24,564,833	-$24,334
Fairway Finance Co. LLC, Mar 22, 2027	VARIABLE RATE COMMERCIAL PAPER-ABS-4(2)	4.23	3/22/2027	11/2/2026	45,000,000	4.29	$45,000,000	$44,997,138	-$2,862
Falcon Asset Funding LLC CPABS4-2	COMMERCIAL PAPER - ABS- 4(2)		11/2/2026		95,000,000	4.09	$94,968,175	$94,968,945	$770
Falcon Asset Funding LLC, Mar 05, 2027	COMMERCIAL PAPER ASSET BACKED CALLABLE	4.29	3/5/2027	11/2/2026	100,000,000	4.35	$100,000,000	$100,000,000	$0

See notes at end of table.

FLORIDA PRIME™
AN INVESTMENT TOOL FOR PUBLIC FUNDS

INVENTORY OF HOLDINGS FOR OCTOBER 2026

Security Name	Security Classification	Cpn	Maturity	Rate Reset	Par	Current Yield	Amort Cost (2)	Mkt Value (1)	Unrealized Gain/ Loss
GTA Funding LLC, Nov 16, 2026	VARIABLE RATE COMMERCIAL PAPER-ABS-4(2)	4.22	11/16/2026	11/2/2026	60,000,000	4.28	$60,000,000	$60,003,104	$3,104
Gotham Funding Corp. CPABS4-2	COMMERCIAL PAPER - ABS- 4(2)		12/2/2026		15,000,000	3.98	$14,946,650	$14,944,437	-$2,213
Gotham Funding Corp. CPABS4-2	COMMERCIAL PAPER - ABS- 4(2)		12/29/2026		50,000,000	4.26	$49,654,167	$49,655,000	$833
Gotham Funding Corp. CPABS4-2	COMMERCIAL PAPER - ABS- 4(2)		1/28/2027		120,000,000	4.42	$118,707,000	$118,719,000	$12,000
HSBC Securities (USA), Inc. Repo Tri Party Overnight Fixed	REPO TRIPARTY OVERNIGHT FIXED	3.94	11/2/2026		900,000,000	3.99	$900,000,000	$900,000,000	$0
HW Hellman Building, LP, Mar 01, 2062	VARIABLE RATE DEMAND NOTE	3.99	3/1/2062	11/5/2026	50,000,000	3.99	$50,000,000	$50,000,000	$0
ING (U.S.) Funding LLC CP4-2	COMMERCIAL PAPER - 4-2		3/2/2027		100,000,000	4.20	$98,612,833	$98,541,430	-$71,403
ING (U.S.) Funding LLC, Feb 16, 2027	VARIABLE RATE COMMERCIAL PAPER - 4-2	4.22	2/16/2027	11/2/2026	110,000,000	4.28	$110,000,000	$110,005,335	$5,335
ING Bank N.V. CP4-2	COMMERCIAL PAPER - 4-2		12/4/2026		255,000,000	4.02	$254,028,167	$253,986,426	-$41,741
Jupiter Securitization Co. LLC, May 10, 2027	COMMERCIAL PAPER ASSET BACKED CALLABLE	4.31	5/10/2027	11/2/2026	153,000,000	4.37	$153,000,000	$153,000,000	$0
Jupiter Securitization Company LLC CPABS4-2	COMMERCIAL PAPER - ABS- 4(2)		11/4/2026		57,050,000	4.08	$57,018,226	$57,018,851	$624
Jupiter Securitization Company LLC CPABS4-2	COMMERCIAL PAPER - ABS- 4(2)		12/11/2026		100,000,000	4.23	$99,515,833	$99,524,700	$8,867
LMA-Americas LLC CPABS4-2	COMMERCIAL PAPER - ABS- 4(2)		11/2/2026		50,600,000	4.03	$50,583,429	$50,583,373	-$56
LMA-Americas LLC CPABS4-2	COMMERCIAL PAPER - ABS- 4(2)		11/3/2026		50,000,000	4.03	$49,978,167	$49,978,070	-$97
LMA-Americas LLC CPABS4-2	COMMERCIAL PAPER - ABS- 4(2)		11/4/2026		95,000,000	4.17	$94,945,903	$94,947,864	$1,961
LMA-Americas LLC CPABS4-2	COMMERCIAL PAPER - ABS- 4(2)		11/23/2026		23,000,000	4.27	$22,935,600	$22,938,362	$2,762
LMA-Americas LLC CPABS4-2	COMMERCIAL PAPER - ABS- 4(2)		12/4/2026		60,000,000	4.30	$59,753,833	$59,762,682	$8,849
LMA-Americas LLC CPABS4-2	COMMERCIAL PAPER - ABS- 4(2)		1/13/2027		100,000,000	4.49	$99,087,500	$99,120,830	$33,330
LMA-Americas LLC CPABS4-2	COMMERCIAL PAPER - ABS- 4(2)		1/28/2027		50,000,000	4.53	$49,448,750	$49,465,000	$16,250
LMA-Americas LLC CPABS4-2	COMMERCIAL PAPER - ABS- 4(2)		1/29/2027		10,000,000	4.53	$9,888,525	$9,891,803	$3,278
LMA-Americas LLC CPABS4-2	COMMERCIAL PAPER - ABS- 4(2)		2/3/2027		50,000,000	4.62	$49,400,000	$49,429,065	$29,065
LMA-Americas LLC CPABS4-2	COMMERCIAL PAPER - ABS- 4(2)		2/4/2027		100,000,000	4.62	$98,787,500	$98,846,150	$58,650
LMA-Americas LLC CPABS4-2	COMMERCIAL PAPER - ABS- 4(2)		2/5/2027		52,500,000	4.62	$51,856,875	$51,887,934	$31,059
La Fayette Asset Securitization LLC CPABS4-2	COMMERCIAL PAPER - ABS- 4(2)		12/4/2026		50,000,000	4.23	$49,798,750	$49,803,205	$4,455
Liberty Street Funding LLC CPABS4-2	COMMERCIAL PAPER - ABS- 4(2)		2/22/2027		97,465,000	4.52	$96,098,189	$96,136,074	$37,886
MUFG Bank Ltd. CDYAN	CERTIFICATE OF DEPOSIT - YANKEE	3.94	11/17/2026		200,000,000	3.99	$200,000,000	$200,002,300	$2,300
MUFG Bank Ltd. CP	COMMERCIAL PAPER		12/9/2026		50,000,000	3.96	$49,785,556	$49,781,180	-$4,376
Manhattan Asset Funding Company LLC CPABS4-2	COMMERCIAL PAPER - ABS- 4(2)		11/17/2026		25,000,000	4.17	$24,948,875	$24,950,213	$1,338
Matchpoint Finance plc CPABS4-2	COMMERCIAL PAPER - ABS- 4(2)		11/2/2026		200,000,000	3.98	$199,934,667	$199,934,620	-$47
Matchpoint Finance plc CPABS4-2	COMMERCIAL PAPER - ABS- 4(2)		11/16/2026		53,000,000	3.96	$52,903,143	$52,900,413	-$2,730
Mizuho Bank Ltd. CDYAN	CERTIFICATE OF DEPOSIT - YANKEE	3.95	11/2/2026		90,000,000	4.00	$90,000,000	$90,000,243	$243
Mizuho Bank Ltd. CDYAN	CERTIFICATE OF DEPOSIT - YANKEE	3.96	11/3/2026		238,000,000	4.02	$238,000,000	$238,001,047	$1,047
Mizuho Bank Ltd. CDYAN	CERTIFICATE OF DEPOSIT - YANKEE	3.93	11/18/2026		255,000,000	3.98	$255,000,000	$254,999,771	-$230
Mizuho Bank Ltd. CDYAN	CERTIFICATE OF DEPOSIT - YANKEE	3.90	12/3/2026		85,000,000	3.95	$85,000,000	$84,995,988	-$4,012
Mizuho Securities USA, Inc. - REPO TRIPARTY OVERNIGHT FIXED	REPO TRIPARTY OVERNIGHT FIXED	3.94	11/2/2026		400,000,000	3.99	$400,000,000	$400,000,000	$0
National Australia Bank Ltd., Dec 18, 2026	VARIABLE RATE COMMERCIAL PAPER - 4-2	4.27	12/18/2026	11/2/2026	100,000,000	4.33	$100,000,000	$100,000,000	$0
National Bank of Canada, Feb 11, 2027	VARIABLE RATE COMMERCIAL PAPER - 4-2	4.24	2/11/2027	11/2/2026	300,000,000	4.30	$300,000,000	$300,113,040	$113,040
National Bank of Canada, Montreal CP4-2	COMMERCIAL PAPER - 4-2		1/8/2027		140,000,000	3.81	$139,006,389	$138,875,716	-$130,673
National Bank of Canada, Montreal CP4-2	COMMERCIAL PAPER - 4-2		1/29/2027		270,000,000	3.82	$267,502,050	$267,139,404	-$362,646
National Bank of Canada, Montreal CP4-2	COMMERCIAL PAPER - 4-2		4/6/2027		50,000,000	4.17	$49,125,514	$49,057,265	-$68,249

See notes at end of table.

INVENTORY OF HOLDINGS FOR OCTOBER 2026

Security Name	Security Classification	Cpn	Maturity	Rate Reset	Par	Current Yield	Amort Cost (2)	Mkt Value (1)	Unrealized Gain/ Loss
National Bank of Canada, Montreal CP4-2	COMMERCIAL PAPER - 4-2		5/10/2027		100,000,000	4.09	$97,914,667	$97,678,220	-$236,447
National Bank of Canada, Montreal CP4-2	COMMERCIAL PAPER - 4-2		5/11/2027		250,000,000	4.12	$244,719,306	$244,163,850	-$555,456
National Bank of Canada, Montreal CP4-2	COMMERCIAL PAPER - 4-2		5/11/2027		100,000,000	4.13	$97,882,361	$97,665,540	-$216,821
National Bank of Canada, Montreal CP4-2	COMMERCIAL PAPER - 4-2		5/19/2027		100,000,000	4.17	$97,772,250	$97,563,810	-$208,440
Old Line Funding, LLC CPABS4-2	COMMERCIAL PAPER - ABS- 4(2)		11/18/2026		50,000,000	4.05	$49,896,028	$49,895,055	-$973
Old Line Funding, LLC CPABS4-2	COMMERCIAL PAPER - ABS- 4(2)		1/7/2027		100,000,000	4.04	$99,252,500	$99,195,770	-$56,730
Old Line Funding, LLC CPABS4-2	COMMERCIAL PAPER - ABS- 4(2)		2/22/2027		67,500,000	4.17	$66,631,031	$66,576,762	-$54,269
Old Line Funding, LLC, Apr 02, 2027	VARIABLE RATE COMMERCIAL PAPER-ABS-4(2)	4.21	4/2/2027	11/2/2026	55,000,000	4.27	$55,000,000	$55,000,000	$0
Old Line Funding, LLC, Apr 14, 2027	COMMERCIAL PAPER ASSET BACKED CALLABLE	4.24	4/14/2027	11/2/2026	50,000,000	4.30	$50,000,000	$50,000,000	$0
Old Line Funding, LLC, Jul 12, 2027	COMMERCIAL PAPER ASSET BACKED CALLABLE	4.28	7/12/2027	11/2/2026	200,000,000	4.34	$200,000,000	$200,000,000	$0
Old Line Funding, LLC, Mar 03, 2027	COMMERCIAL PAPER ASSET BACKED CALLABLE	4.25	3/3/2027	11/2/2026	120,000,000	4.31	$120,000,000	$120,006,755	$6,755
Paradelle Funding LLC CPABS4-2	COMMERCIAL PAPER - ABS- 4(2)		3/19/2027		200,000,000	4.18	$196,888,889	$196,673,700	-$215,189
Paradelle Funding LLC, Jul 09, 2027	VARIABLE RATE COMMERCIAL PAPER-ABS-4(2)	4.33	7/9/2027	11/2/2026	45,500,000	4.39	$45,500,000	$45,500,000	$0
Park Avenue Collateralized Notes Co., LLC, Apr 13, 2027	COMMERCIAL PAPER ASSET BACKED CALLABLE	4.31	4/13/2027	11/2/2026	50,000,000	4.37	$50,000,000	$50,003,408	$3,408
Park Avenue Collateralized Notes Co., LLC, Apr 30, 2027	COMMERCIAL PAPER ASSET BACKED CALLABLE	4.31	4/30/2027	11/2/2026	60,000,000	4.37	$60,000,000	$60,000,000	$0
Park Avenue Collateralized Notes Co., LLC, Feb 08, 2027	COMMERCIAL PAPER ASSET BACKED CALLABLE	4.26	2/8/2027	11/2/2026	75,000,000	4.32	$75,000,000	$75,000,128	$128
Park Avenue Collateralized Notes Co., LLC, Jul 20, 2027	COMMERCIAL PAPER ASSET BACKED CALLABLE	4.32	7/20/2027	11/2/2026	60,000,000	4.38	$60,000,000	$60,000,000	$0
Park Avenue Collateralized Notes Co., LLC, Mar 19, 2027	COMMERCIAL PAPER ASSET BACKED CALLABLE	4.31	3/19/2027	11/2/2026	75,000,000	4.37	$75,000,000	$75,000,000	$0
Park Avenue Collateralized Notes Co., LLC, May 14, 2027	COMMERCIAL PAPER ASSET BACKED CALLABLE	4.31	5/14/2027	11/2/2026	90,000,000	4.37	$90,000,000	$90,000,000	$0
Pennsylvania State Higher Education Assistance Agency, (Taxable Series A), 06/01/2054	MUNICIPAL VARIABLE RATE DEMAND NOTE	4.00	6/1/2054	11/5/2026	27,094,000	4.00	$27,094,000	$27,094,000	$0
Podium Funding Trust CPABS3A3	COMMERCIAL PAPER - ABS 3A3		2/18/2027		80,000,000	4.15	$79,015,800	$78,937,360	-$78,440
Podium Funding Trust CPABS3A3	COMMERCIAL PAPER - ABS 3A3		4/1/2027		25,000,000	4.37	$24,553,750	$24,533,883	-$19,868
Podium Funding Trust CPABS3A3	COMMERCIAL PAPER - ABS 3A3		5/6/2027		80,000,000	4.30	$78,274,578	$78,137,176	-$137,402
Podium Funding Trust CPABS3A3	COMMERCIAL PAPER - ABS 3A3		6/3/2027		105,000,000	4.46	$102,303,600	$102,171,300	-$132,300
Podium Funding Trust, Jun 08, 2027	VARIABLE RATE COMMERCIAL PAPER-ABS 3A3	4.27	6/8/2027	11/2/2026	25,000,000	4.33	$25,000,000	$25,000,000	$0
Podium Funding Trust, May 19, 2027	VARIABLE RATE COMMERCIAL PAPER-ABS 3A3	4.26	5/19/2027	11/2/2026	200,000,000	4.32	$200,000,000	$200,000,000	$0
Podium Funding Trust, May 26, 2027	VARIABLE RATE COMMERCIAL PAPER-ABS 3A3	4.26	5/26/2027	11/2/2026	10,000,000	4.32	$10,000,000	$10,000,000	$0
Royal Bank of Canada CP4-2	COMMERCIAL PAPER - 4-2		11/5/2026		100,000,000	3.97	$99,936,667	$99,935,050	-$1,617
Royal Bank of Canada CP4-2	COMMERCIAL PAPER - 4-2		11/19/2026		50,000,000	4.00	$49,893,611	$49,890,565	-$3,046
Royal Bank of Canada CP4-2	COMMERCIAL PAPER - 4-2		3/11/2027		100,000,000	4.02	$98,590,167	$98,440,930	-$149,237
Royal Bank of Canada CP4-2	COMMERCIAL PAPER - 4-2		9/9/2027		50,000,000	4.56	$48,102,917	$48,053,890	-$49,027
Royal Bank of Canada CP4-2	COMMERCIAL PAPER - 4-2		6/11/2027		120,000,000	4.18	$117,146,667	$116,881,476	-$265,191
Royal Bank of Canada CP4-2	COMMERCIAL PAPER - 4-2		6/17/2027		100,000,000	4.42	$97,307,083	$97,185,340	-$121,743
Royal Bank of Canada, Montreal CDYAN	CERTIFICATE OF DEPOSIT - YANKEE	4.00	3/12/2027		10,000,000	4.02	$10,000,000	$9,985,047	-$14,953
Royal Bank of Canada, Oct 21, 2027	VARIABLE RATE CERTIFICATE OF DEPOSIT	4.34	10/21/2027	11/2/2026	50,000,000	4.40	$50,000,000	$50,001,950	$1,950
Salisbury Receivables Company LLC CPABS4-2	COMMERCIAL PAPER - ABS- 4(2)		11/12/2026		125,000,000	4.13	$124,816,736	$124,821,088	$4,351
Salisbury Receivables Company LLC CPABS4-2	COMMERCIAL PAPER - ABS- 4(2)		12/15/2026		64,500,000	4.26	$64,157,147	$64,163,026	$5,880

See notes at end of table.

FLORIDA PRIME™
AN INVESTMENT TOOL FOR PUBLIC FUNDS

INVENTORY OF HOLDINGS FOR OCTOBER 2026

Security Name	Security Classification	Cpn	Maturity	Rate Reset	Par	Current Yield	Amort Cost (2)	Mkt Value (1)	Unrealized Gain/ Loss
Salisbury Receivables Company LLC CPABS4-2	COMMERCIAL PAPER - ABS- 4(2)		12/17/2026		50,000,000	4.26	$49,722,667	$49,726,935	$4,268
Salisbury Receivables Company LLC CPABS4-2	COMMERCIAL PAPER - ABS- 4(2)		1/13/2027		60,000,000	4.40	$59,463,750	$59,475,000	$11,250
Sheffield Receivables Company LLC CPABS4-2	COMMERCIAL PAPER - ABS- 4(2)		2/1/2027		270,000,000	4.44	$266,947,350	$266,995,764	$48,414
Starbird Funding Corp. CPABS4-2	COMMERCIAL PAPER - ABS- 4(2)		11/2/2026		200,000,000	3.98	$199,934,667	$199,934,620	-$47
Sumitomo Mitsui Trust Bank Ltd. CDYAN	CERTIFICATE OF DEPOSIT - YANKEE	3.90	12/8/2026		258,000,000	3.95	$258,000,000	$257,967,466	-$32,534
Sumitomo Mitsui Trust Bank Ltd. CDYAN	CERTIFICATE OF DEPOSIT - YANKEE	4.15	12/9/2026		95,000,000	4.21	$95,000,000	$95,014,079	$14,079
Sumitomo Mitsui Trust Bank Ltd. ECD(USD)	EURO CERTIFICATE OF DEPOSIT	0.00	1/29/2027		200,000,000	4.45	$197,807,706	$197,783,614	-$24,092
Taxable Tender Option Bond Trust 2021-MIZ9064TX, (Series 2021-MIZ-9064TX), 11/01/2056	MUNICIPAL VARIABLE RATE DEMAND NOTE	4.33	11/1/2056	11/5/2026	13,000,000	4.33	$13,000,000	$13,000,000	$0
Taxable Tender Option Bond Trust 2022-MIZ9094TX, (Series 2022-MIZ-9094TX), 12/01/2059	MUNICIPAL VARIABLE RATE DEMAND NOTE	4.33	12/1/2059	11/5/2026	1,500,000	4.33	$1,500,000	$1,500,000	$0
Texas State, Veterans Bonds (Taxable Series 2023A), 12/01/2054	MUNICIPAL VARIABLE RATE DEMAND NOTE	4.00	12/1/2054	11/4/2026	16,130,000	4.00	$16,130,000	$16,130,000	$0
Thunder Bay Funding, LLC CPABS4-2	COMMERCIAL PAPER - ABS- 4(2)		5/19/2027		100,000,000	4.29	$97,699,667	$97,542,780	-$156,887
Thunder Bay Funding, LLC, Dec 21, 2026	COMMERCIAL PAPER ASSET BACKED CALLABLE	4.27	12/21/2026	11/2/2026	50,000,000	4.33	$50,000,000	$50,000,727	$727
Thunder Bay Funding, LLC, Mar 03, 2027	COMMERCIAL PAPER ASSET BACKED CALLABLE	4.25	3/3/2027	11/2/2026	50,000,000	4.31	$50,000,000	$50,003,892	$3,892
Thunder Bay Funding, LLC, Mar 10, 2027	VARIABLE RATE COMMERCIAL PAPER-ABS-4(2)	4.21	3/10/2027	11/2/2026	35,000,000	4.27	$35,000,000	$35,000,000	$0
Toronto Dominion Bank	CALLABLE CERTIFICATE OF DEPOSIT	4.25	2/12/2027	11/2/2026	180,000,000	4.31	$180,000,000	$180,003,733	$3,733
Toronto Dominion Bank	CALLABLE CERTIFICATE OF DEPOSIT	4.33	11/5/2027	11/2/2026	90,000,000	4.39	$90,000,000	$90,009,177	$9,177
Toronto Dominion Bank CP4-2	COMMERCIAL PAPER - 4-2		3/24/2027		50,000,000	4.26	$49,179,340	$49,144,525	-$34,815
Toronto Dominion Bank, Apr 06, 2027	VARIABLE RATE COMMERCIAL PAPER - 4-2	4.36	4/6/2027	11/2/2026	75,000,000	4.42	$75,000,000	$75,000,000	$0
Toronto Dominion Bank, Dec 16, 2026	VARIABLE RATE COMMERCIAL PAPER - 4-2	4.29	12/16/2026	11/2/2026	75,000,000	4.35	$75,000,000	$75,020,393	$20,393
Toronto Dominion Bank, May 24, 2027	VARIABLE RATE COMMERCIAL PAPER - 4-2	4.34	5/24/2027	11/2/2026	122,000,000	4.40	$122,000,000	$122,056,815	$56,815
Toronto Dominion Bank, Nov 01, 2027	VARIABLE RATE CERTIFICATE OF DEPOSIT	4.31	11/1/2027	11/2/2026	65,000,000	4.37	$65,000,000	$65,000,000	$0
Toronto Dominion Bank, Sep 29, 2027	VARIABLE RATE CERTIFICATE OF DEPOSIT	4.27	9/29/2027	11/2/2026	50,000,000	4.33	$50,000,000	$50,000,000	$0
TotalEnergies Capital S.A. CP4-2	COMMERCIAL PAPER - 4-2		11/5/2026		20,000,000	4.00	$19,986,867	$19,986,848	-$19
Toyota Credit De Puerto Rico Corp. CP	COMMERCIAL PAPER		11/17/2026		45,000,000	4.09	$44,911,350	$44,911,710	$360
Toyota Credit De Puerto Rico Corp. CP	COMMERCIAL PAPER		11/23/2026		15,000,000	3.88	$14,962,600	$14,960,631	-$1,969
Toyota Credit De Puerto Rico Corp. CP	COMMERCIAL PAPER		3/9/2027		15,000,000	4.21	$14,780,625	$14,765,097	-$15,528
Toyota Credit De Puerto Rico Corp., Jun 23, 2027	VARIABLE RATE COMMERCIAL PAPER	4.36	6/23/2027	11/2/2026	43,000,000	4.42	$43,000,000	$43,000,000	$0
Toyota Motor Credit Corp. CP	COMMERCIAL PAPER		1/22/2027		100,000,000	4.30	$99,031,667	$99,042,400	$10,733
Toyota Motor Credit Corp., Aug 13, 2027	VARIABLE MEDIUM TERM NOTE	4.28	8/13/2027	11/2/2026	50,000,000	4.34	$50,000,000	$50,003,753	$3,753
Toyota Motor Credit Corp., Dec 09, 2026	VARIABLE MEDIUM TERM NOTE	4.29	12/9/2026	11/2/2026	230,000,000	4.35	$230,000,000	$230,042,683	$42,683
Toyota Motor Credit Corp., Feb 12, 2027	VARIABLE MEDIUM TERM NOTE	4.24	2/12/2027	11/2/2026	50,000,000	4.30	$50,000,000	$50,008,794	$8,794
Toyota Motor Credit Corp., Oct 08, 2027	VARIABLE MEDIUM TERM NOTE	4.31	10/8/2027	11/2/2026	75,000,000	4.37	$75,000,000	$75,013,727	$13,727
Truist Bank CD	CERTIFICATE OF DEPOSIT	4.02	11/30/2026		200,000,000	4.08	$200,000,000	$199,979,260	-$20,740
Truist Bank CD	CERTIFICATE OF DEPOSIT	4.10	11/2/2026		150,000,000	4.16	$150,000,000	$150,002,910	$2,910
Truist Bank CD	CERTIFICATE OF DEPOSIT	4.10	11/4/2026		200,000,000	4.16	$200,000,000	$200,006,440	$6,440
UnitedHealth Group, Inc. CP4-2	COMMERCIAL PAPER - 4-2		11/2/2026		136,000,000	4.01	$135,955,233	$135,955,256	$23

See notes at end of table.

INVENTORY OF HOLDINGS FOR OCTOBER 2026

Security Name	Security Classification	Cpn	Maturity	Rate Reset	Par	Current Yield	Amort Cost (2)	Mkt Value (1)	Unrealized Gain/ Loss
Victory Receivables Corp. CPABS4-2	COMMERCIAL PAPER - ABS- 4(2)		12/2/2026		135,000,000	3.98	$134,519,850	$134,497,692	-$22,158
Wells Fargo Bank, N.A., Apr 27, 2027	VARIABLE RATE CERTIFICATE OF DEPOSIT	4.23	4/27/2027	11/2/2026	40,000,000	4.29	$40,000,000	$39,998,276	-$1,724
Westpac Banking Corp. Ltd. CDYAN	CERTIFICATE OF DEPOSIT - YANKEE	3.84	12/8/2026		70,000,000	3.86	$70,000,000	$69,980,715	-$19,285
Westpac Banking Corp. Ltd., Jul 30, 2027	VARIABLE RATE COMMERCIAL PAPER - 4-2	4.26	7/30/2027	11/2/2026	25,000,000	4.32	$25,000,000	$25,000,000	$0
Westpac Banking Corp. Ltd., Sydney CP4-2	COMMERCIAL PAPER - 4-2		9/9/2027		110,000,000	4.61	$105,783,242	$105,718,800	-$64,442
Westpac Banking Corp. Ltd., Sydney CP4-2	COMMERCIAL PAPER - 4-2		9/10/2027		150,000,000	4.69	$144,133,125	$144,143,220	$10,095
Wylie Bice LIfe Insurance Trust, Aug 01, 2046	VARIABLE RATE DEMAND NOTE	4.00	8/1/2046	11/5/2026	7,625,000	4.00	$7,625,000	$7,625,000	$0
					23,672,550,567		$23,582,932,676	$23,577,951,656	-$4,981,020

Notes: The data included in this report is unaudited. Amounts above are the value of investments. Income accruals, payables and uninvested cash are not included. Amortizations/accretions are reported with a one-day lag in the above valuations.

[1] Market values of the portfolio securities are provided by the custodian, BNY Mellon. The portfolio manager, Federated Hermes, is the source for other data shown above.

[2] Amortized cost is calculated using a straight line method.

FLORIDA PRIME™
AN INVESTMENT TOOL FOR PUBLIC FUNDS

PARTICIPANT CONCENTRATION DATA - AS OF OCTOBER 31 2026

Participant Balance	Share of Total Fund	Share of Participant Count	Participant Balance	Share of Total Fund	Share of Participant Count
All Participants	**100.0%**	**100.0%**	**Colleges & Universities**	**7.5%**	**4.5%**
Top 10	38.7%	1.2%	Top 10	6.5%	1.2%
$100 million or more	67.9%	5.4%	$100 million or more	4.5%	0.2%
$10 million up to $100 million	28.4%	19.8%	$10 million up to $100 million	2.9%	1.9%
$1 million up to $10 million	3.2%	21.5%	$1 million up to $10 million	0.1%	0.7%
Under $1 million	0.5%	53.3%	Under $1 million	0.01%	1.7%
Counties	**29.2%**	**5.6%**	**Constitutional Officers**	**1.6%**	**5.6%**
Top 10	25.1%	1.2%	Top 10	1.0%	1.2%
$100 million or more	26.0%	1.4%	$100 million or more	0.0%	0.0%
$10 million up to $100 million	3.0%	1.5%	$10 million up to $100 million	1.3%	1.2%
$1 million up to $10 million	0.2%	1.2%	$1 million up to $10 million	0.3%	1.4%
Under $1 million	0.0%	1.5%	Under $1 million	0.0%	3.0%
Municipalities	**20.9%**	**25.0%**	**Special Districts**	**12.5%**	**47.8%**
Top 10	8.0%	1.2%	Top 10	8.2%	1.2%
$100 million or more	8.0%	1.2%	$100 million or more	7.6%	0.9%
$10 million up to $100 million	11.8%	8.7%	$10 million up to $100 million	3.5%	3.0%
$1 million up to $10 million	1.0%	6.3%	$1 million up to $10 million	1.1%	8.7%
Under $1 million	0.1%	8.8%	Under $1 million	0.3%	35.2%
School Boards	**15.7%**	**8.4%**	**Other**	**12.5%**	**3.0%**
Top 10	10.9%	1.2%	Top 10	10.3%	1.2%
$100 million or more	10.2%	0.9%	$100 million or more	11.6%	0.7%
$10 million up to $100 million	5.2%	3.0%	$10 million up to $100 million	0.8%	0.5%
$1 million up to $10 million	0.4%	2.4%	$1 million up to $10 million	0.2%	0.8%
Under $1 million	0.0%	2.0%	Under $1 million	0.0%	1.0%

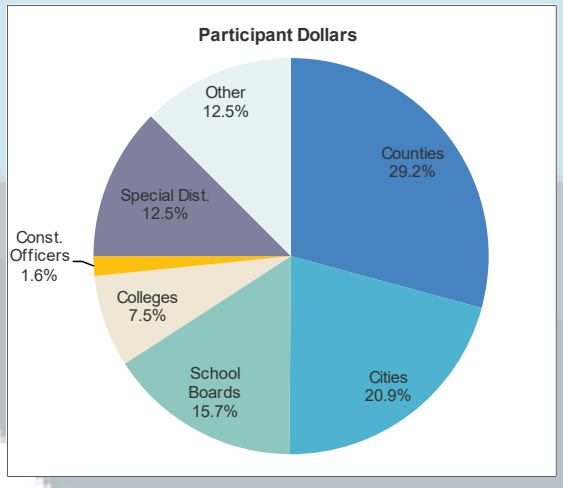

Total Fund Value: $23,656,083,855

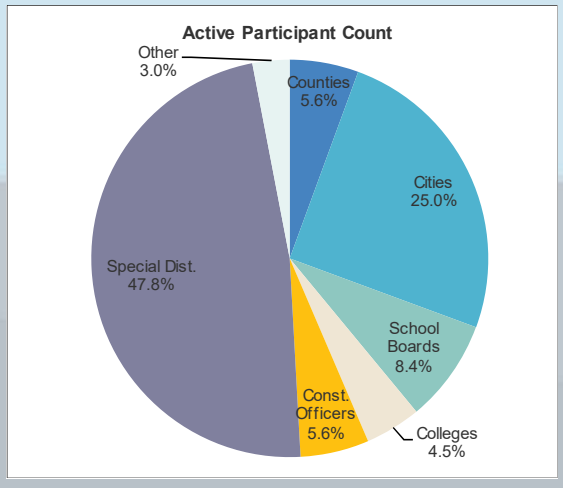

Total Active Participant Count: 859

Note: Active accounts include only those participant accounts valued above zero.

COMPLIANCE WITH INVESTMENT POLICY FOR OCTOBER 31,2026

As investment manager, Federated monitors compliance daily on Florida PRIME to ensure that investment practices comply with the requirements of the Investment Policy Statement (IPS). Federated provides a monthly compliance report to the SBA and is required to notify the Investment Oversight Group (IOG) of compliance exceptions within 24 hours of identification. The IOG will meet as necessary based on the occurrence and resolution of compliance exceptions or upon the occurrence of a material event. Minutes from the IOG meetings are posted to the Florida PRIME website.

In addition to the compliance testing performed by Federated, SBA Risk Management and Compliance conducts daily independent testing on Florida PRIME using a risk-based approach. Under this approach, each IPS parameter is ranked as "High" or "Low" with respect to the level of risk associated with a potential guideline breach. Negative test results are subject to independent verification and review for possible escalation. These rankings, along with the frequency for testing, are reviewed and approved by the IOG on an annual basis or more often if market conditions dictate. Additionally, any parameter reported in "Fail" status on the Federated compliance report, regardless of risk ranking, is also independently verified and escalated accordingly. The results of independent testing are currently reported monthly to the IOG.

Test by Source	Pass/Fail
Securities must be USD denominated	Pass
Ratings requirements	
First Tier Securities	Pass
Long-term securities must have long-term ratings in the three highest categories	Pass
Commercial Paper must have short-term ratings from at least one NRSRO	Pass
Securities in Highest Rating Category (A-1+ or equivalent)	Pass
Repurchase Agreement Counterparties must be rated by S&P	Pass
S&P Weighted Average Life	Pass
Maturity	
Individual Security	Pass
Government floating rate notes/variable rate notes	Pass
Dollar Weighted Average Maturity	Pass
Weighted Average Life	Pass
Issuer Diversification	
First tier issuer (limit does not apply to cash, cash items, U.S. Government securities and repo collateralized by these securities)	Pass
Demand Feature and Guarantor Diversification	
First Tier securities issued by or subject to demand features and guarantees of a non-controlled person	Pass
First Tier securities issued by or subject to demand features and guarantees of a controlled person	Pass

Test by Source	Pass/Fail
Money Market Mutual Funds	
Invested in any one Money Market Mutual Fund	Pass
Repurchase Agreements	
Repurchase Agreement Counterparty Rating	Pass
Term Repurchase Agreements with any single dealer - Counterparty Rating A-1+ (2-5 business days)	Pass
Term Repurchase Agreements with any single dealer - Counterparty Rating A-1 (2-5 business days)	Pass
Term Repurchase Agreements with any single dealer - Counterparty Rating A-1+ (More than 5 business days)	Pass
Term Repurchase Agreements with any single dealer - Counterparty Rating A-1 (More than 5 business days)	Pass
Repurchase Agreements with any single dealer - Counterparty Rating A-1	Pass
Concentration Tests	
Industry Concentration, excluding financial services industry	Pass
Any Single Government Agency	Pass
Illiquid Securities	Pass
Assets invested in securities accessible within 1 business day	Pass
Assets invested in securities accessible within 5 business days	Pass

FLORIDA PRIME™
AN INVESTMENT TOOL FOR PUBLIC FUNDS

TRADING ACTIVITY FOR OCTOBER 2026

Issue Description	Maturity Date	Trade Date	settlement dt	Transaction	Quantity	Traded Interest Local	Net Amount Local	Total Real G/L
ABN Amro Bank NV Amsterdam TD 20261013	10/13/26	10/13/26	10/13/26	MATURITY	1,175,000,000	0	1,175,000,000	0
ABN Amro Bank NV Amsterdam TD 20261019	10/19/26	10/19/26	10/19/26	MATURITY	1,175,000,000	0	1,175,000,000	0
ABN AMRO BANK NV ATD 20261005	10/05/26	10/05/26	10/05/26	MATURITY	1,230,000,000	0	1,230,000,000	0
ABN AMRO BANK NV ATD 20261026	10/26/26	10/26/26	10/26/26	MATURITY	1,180,000,000	0	1,180,000,000	0
Antalis S.A. CPABS4-2 20261002	10/02/26	10/02/26	10/02/26	MATURITY	138,300,000	0	138,300,000	0
Antalis S.A. CPABS4-2 20261005	10/05/26	10/05/26	10/05/26	MATURITY	87,200,000	0	87,200,000	0
Antalis S.A. CPABS4-2 20261006	10/06/26	10/06/26	10/06/26	MATURITY	49,100,000	0	49,100,000	0
Antalis S.A. CPABS4-2 20261007	10/07/26	10/07/26	10/07/26	MATURITY	26,500,000	0	26,500,000	0
Antalis S.A. CPABS4-2 20261009	10/09/26	10/09/26	10/09/26	MATURITY	138,550,000	0	138,550,000	0
Antalis S.A. CPABS4-2 20261014	10/14/26	10/14/26	10/14/26	MATURITY	32,000,000	0	32,000,000	0
Antalis S.A. CPABS4-2 20261016	10/16/26	10/16/26	10/16/26	MATURITY	87,000,000	0	87,000,000	0
Antalis S.A. CPABS4-2 20261021	10/21/26	10/21/26	10/21/26	MATURITY	47,500,000	0	47,500,000	0
Antalis S.A. CPABS4-2 20261023	10/23/26	10/23/26	10/23/26	MATURITY	90,000,000	0	90,000,000	0
Antalis S.A. CPABS4-2 20261027	10/27/26	10/27/26	10/27/26	MATURITY	119,000,000	0	119,000,000	0
Antalis S.A. CPABS4-2 20261028	10/28/26	10/28/26	10/28/26	MATURITY	48,600,000	0	48,600,000	0
Antalis S.A. CPABS4-2 20261030	10/30/26	10/30/26	10/30/26	MATURITY	31,000,000	0	31,000,000	0
Atlantic Asset Securitization LLC CPABS4-2 20261006	10/06/26	10/06/26	10/06/26	MATURITY	165,000,000	0	165,000,000	0
AUSTRALIA NEW ZEATD 20261006	10/06/26	10/06/26	10/06/26	MATURITY	1,230,000,000	0	1,230,000,000	0
AUSTRALIA NEW ZEATD 20261013	10/13/26	10/13/26	10/13/26	MATURITY	1,175,000,000	0	1,175,000,000	0
AUSTRALIA NEW ZEATD 20261027	10/27/26	10/27/26	10/27/26	MATURITY	1,180,000,000	0	1,180,000,000	0
Australia & New Zealand Banking Group Melbourne TD 20261020	10/20/26	10/20/26	10/20/26	MATURITY	1,175,000,000	0	1,175,000,000	0
BANK OF AMERICA N.A. TRIPARTY REPO OVER-NIGHT FIXED 20261001	10/01/26	10/01/26	10/01/26	MATURITY	283,000,000	0	283,000,000	0
BANK OF AMERICA N.A. TRIPARTY REPO OVER-NIGHT FIXED 20261002	10/02/26	10/02/26	10/02/26	MATURITY	791,000,000	0	791,000,000	0
BANK OF AMERICA N.A. TRIPARTY REPO OVER-NIGHT FIXED 20261005	10/05/26	10/05/26	10/05/26	MATURITY	121,000,000	0	121,000,000	0
BANK OF AMERICA N.A. TRIPARTY REPO OVER-NIGHT FIXED 20261006	10/06/26	10/06/26	10/06/26	MATURITY	746,000,000	0	746,000,000	0
BANK OF AMERICA N.A. TRIPARTY REPO OVER-NIGHT FIXED 20261007	10/07/26	10/07/26	10/07/26	MATURITY	954,000,000	0	954,000,000	0
BANK OF AMERICA N.A. TRIPARTY REPO OVER-NIGHT FIXED 20261008	10/08/26	10/08/26	10/08/26	MATURITY	585,000,000	0	585,000,000	0
BANK OF AMERICA N.A. TRIPARTY REPO OVER-NIGHT FIXED 20261009	10/09/26	10/09/26	10/09/26	MATURITY	707,000,000	0	707,000,000	0
BANK OF AMERICA N.A. TRIPARTY REPO OVER-NIGHT FIXED 20261013	10/13/26	10/13/26	10/13/26	MATURITY	426,000,000	0	426,000,000	0
BANK OF AMERICA N.A. TRIPARTY REPO OVER-NIGHT FIXED 20261014	10/14/26	10/14/26	10/14/26	MATURITY	1,836,000,000	0	1,836,000,000	0
BANK OF AMERICA N.A. TRIPARTY REPO OVER-NIGHT FIXED 20261015	10/15/26	10/15/26	10/15/26	MATURITY	2,150,000,000	0	2,150,000,000	0
BANK OF AMERICA N.A. TRIPARTY REPO OVER-NIGHT FIXED 20261016	10/16/26	10/16/26	10/16/26	MATURITY	1,592,000,000	0	1,592,000,000	0
BANK OF AMERICA N.A. TRIPARTY REPO OVER-NIGHT FIXED 20261019	10/19/26	10/19/26	10/19/26	MATURITY	1,280,000,000	0	1,280,000,000	0
BANK OF AMERICA N.A. TRIPARTY REPO OVER-NIGHT FIXED 20261020	10/20/26	10/20/26	10/20/26	MATURITY	1,407,000,000	0	1,407,000,000	0
BANK OF AMERICA N.A. TRIPARTY REPO OVER-NIGHT FIXED 20261021	10/21/26	10/21/26	10/21/26	MATURITY	1,590,000,000	0	1,590,000,000	0
BANK OF AMERICA N.A. TRIPARTY REPO OVER-NIGHT FIXED 20261022	10/22/26	10/22/26	10/22/26	MATURITY	1,240,000,000	0	1,240,000,000	0
BANK OF AMERICA N.A. TRIPARTY REPO OVER-NIGHT FIXED 20261023	10/23/26	10/23/26	10/23/26	MATURITY	699,000,000	0	699,000,000	0
BANK OF AMERICA N.A. TRIPARTY REPO OVER-NIGHT FIXED 20261026	10/26/26	10/26/26	10/26/26	MATURITY	1,555,000,000	0	1,555,000,000	0
BANK OF AMERICA N.A. TRIPARTY REPO OVER-NIGHT FIXED 20261027	10/27/26	10/27/26	10/27/26	MATURITY	2,342,000,000	0	2,342,000,000	0
BANK OF AMERICA N.A. TRIPARTY REPO OVER-NIGHT FIXED 20261028	10/28/26	10/28/26	10/28/26	MATURITY	2,428,000,000	0	2,428,000,000	0
BANK OF AMERICA N.A. TRIPARTY REPO OVER-NIGHT FIXED 20261029	10/29/26	10/29/26	10/29/26	MATURITY	2,447,000,000	0	2,447,000,000	0
BANK OF AMERICA N.A. TRIPARTY REPO OVER-NIGHT FIXED 20261030	10/30/26	10/30/26	10/30/26	MATURITY	1,890,000,000	0	1,890,000,000	0
BANK OF NOVA SCOTIA TORONTO REPO TRIPARTY OVERNIGHT FIXED 20261001	10/01/26	10/01/26	10/01/26	MATURITY	250,000,000	0	250,000,000	0
BANK OF NOVA SCOTIA TORONTO REPO TRIPARTY OVERNIGHT FIXED 20261002	10/02/26	10/02/26	10/02/26	MATURITY	500,000,000	0	500,000,000	0
BANK OF NOVA SCOTIA TORONTO REPO TRIPARTY OVERNIGHT FIXED 20261005	10/05/26	10/05/26	10/05/26	MATURITY	500,000,000	0	500,000,000	0
BANK OF NOVA SCOTIA TORONTO REPO TRIPARTY OVERNIGHT FIXED 20261006	10/06/26	10/06/26	10/06/26	MATURITY	1,500,000,000	0	1,500,000,000	0
BANK OF NOVA SCOTIA TORONTO REPO TRIPARTY OVERNIGHT FIXED 20261007	10/07/26	10/07/26	10/07/26	MATURITY	1,500,000,000	0	1,500,000,000	0
BANK OF NOVA SCOTIA TORONTO REPO TRIPARTY OVERNIGHT FIXED 20261008	10/08/26	10/08/26	10/08/26	MATURITY	1,500,000,000	0	1,500,000,000	0

TRADING ACTIVITY FOR OCTOBER 2026

Issue Description	Maturity Date	Trade Date	settlement dt	Transaction	Quantity	Traded Interest Local	Net Amount Local	Total Real G/L
BANK OF NOVA SCOTIA TORONTO REPO TRIPARTY OVERNIGHT FIXED 20261009	10/09/26	10/09/26	10/09/26	MATURITY	1,500,000,000	0	1,500,000,000	0
BANK OF NOVA SCOTIA TORONTO REPO TRIPARTY OVERNIGHT FIXED 20261013	10/13/26	10/13/26	10/13/26	MATURITY	1,500,000,000	0	1,500,000,000	0
BANK OF NOVA SCOTIA TORONTO REPO TRIPARTY OVERNIGHT FIXED 20261014	10/14/26	10/14/26	10/14/26	MATURITY	1,500,000,000	0	1,500,000,000	0
BANK OF NOVA SCOTIA TORONTO REPO TRIPARTY OVERNIGHT FIXED 20261015	10/15/26	10/15/26	10/15/26	MATURITY	1,500,000,000	0	1,500,000,000	0
BANK OF NOVA SCOTIA TORONTO REPO TRIPARTY OVERNIGHT FIXED 20261016	10/16/26	10/16/26	10/16/26	MATURITY	1,500,000,000	0	1,500,000,000	0
BANK OF NOVA SCOTIA TORONTO REPO TRIPARTY OVERNIGHT FIXED 20261019	10/19/26	10/19/26	10/19/26	MATURITY	1,500,000,000	0	1,500,000,000	0
BANK OF NOVA SCOTIA TORONTO REPO TRIPARTY OVERNIGHT FIXED 20261020	10/20/26	10/20/26	10/20/26	MATURITY	1,500,000,000	0	1,500,000,000	0
BANK OF NOVA SCOTIA TORONTO REPO TRIPARTY OVERNIGHT FIXED 20261021	10/21/26	10/21/26	10/21/26	MATURITY	1,500,000,000	0	1,500,000,000	0
BANK OF NOVA SCOTIA TORONTO REPO TRIPARTY OVERNIGHT FIXED 20261022	10/22/26	10/22/26	10/22/26	MATURITY	1,500,000,000	0	1,500,000,000	0
BANK OF NOVA SCOTIA TORONTO REPO TRIPARTY OVERNIGHT FIXED 20261023	10/23/26	10/23/26	10/23/26	MATURITY	1,500,000,000	0	1,500,000,000	0
BANK OF NOVA SCOTIA TORONTO REPO TRIPARTY OVERNIGHT FIXED 20261026	10/26/26	10/26/26	10/26/26	MATURITY	1,500,000,000	0	1,500,000,000	0
BANK OF NOVA SCOTIA TORONTO REPO TRIPARTY OVERNIGHT FIXED 20261027	10/27/26	10/27/26	10/27/26	MATURITY	1,500,000,000	0	1,500,000,000	0
BANK OF NOVA SCOTIA TORONTO REPO TRIPARTY OVERNIGHT FIXED 20261028	10/28/26	10/28/26	10/28/26	MATURITY	1,500,000,000	0	1,500,000,000	0
BANK OF NOVA SCOTIA TORONTO REPO TRIPARTY OVERNIGHT FIXED 20261029	10/29/26	10/29/26	10/29/26	MATURITY	1,500,000,000	0	1,500,000,000	0
BANK OF NOVA SCOTIA TORONTO REPO TRIPARTY OVERNIGHT FIXED 20261030	10/30/26	10/30/26	10/30/26	MATURITY	1,500,000,000	0	1,500,000,000	0
BOFA SECURITIES INC.TRIPARTY REPO OVERNIGHT FIXED 20261001	10/01/26	10/01/26	10/01/26	MATURITY	1,000,000	0	1,000,000	0
BOFA SECURITIES INC.TRIPARTY REPO OVERNIGHT FIXED 20261002	10/02/26	10/02/26	10/02/26	MATURITY	1,000,000	0	1,000,000	0
BOFA SECURITIES INC.TRIPARTY REPO OVERNIGHT FIXED 20261005	10/05/26	10/05/26	10/05/26	MATURITY	1,000,000	0	1,000,000	0
BOFA SECURITIES INC.TRIPARTY REPO OVERNIGHT FIXED 20261006	10/06/26	10/06/26	10/06/26	MATURITY	1,000,000	0	1,000,000	0
BOFA SECURITIES INC.TRIPARTY REPO OVERNIGHT FIXED 20261007	10/07/26	10/07/26	10/07/26	MATURITY	1,000,000	0	1,000,000	0
BOFA SECURITIES INC.TRIPARTY REPO OVERNIGHT FIXED 20261008	10/08/26	10/08/26	10/08/26	MATURITY	1,000,000	0	1,000,000	0
BOFA SECURITIES INC.TRIPARTY REPO OVERNIGHT FIXED 20261009	10/09/26	10/09/26	10/09/26	MATURITY	1,000,000	0	1,000,000	0
BOFA SECURITIES INC.TRIPARTY REPO OVERNIGHT FIXED 20261013	10/13/26	10/13/26	10/13/26	MATURITY	1,000,000	0	1,000,000	0
BOFA SECURITIES INC.TRIPARTY REPO OVERNIGHT FIXED 20261014	10/14/26	10/14/26	10/14/26	MATURITY	1,000,000	0	1,000,000	0
BOFA SECURITIES INC.TRIPARTY REPO OVERNIGHT FIXED 20261015	10/15/26	10/15/26	10/15/26	MATURITY	1,000,000	0	1,000,000	0
BOFA SECURITIES INC.TRIPARTY REPO OVERNIGHT FIXED 20261016	10/16/26	10/16/26	10/16/26	MATURITY	1,000,000	0	1,000,000	0
BOFA SECURITIES INC.TRIPARTY REPO OVERNIGHT FIXED 20261019	10/19/26	10/19/26	10/19/26	MATURITY	1,000,000	0	1,000,000	0
BOFA SECURITIES INC.TRIPARTY REPO OVERNIGHT FIXED 20261020	10/20/26	10/20/26	10/20/26	MATURITY	1,000,000	0	1,000,000	0
BOFA SECURITIES INC.TRIPARTY REPO OVERNIGHT FIXED 20261021	10/21/26	10/21/26	10/21/26	MATURITY	1,000,000	0	1,000,000	0
BOFA SECURITIES INC.TRIPARTY REPO OVERNIGHT FIXED 20261022	10/22/26	10/22/26	10/22/26	MATURITY	1,000,000	0	1,000,000	0
BOFA SECURITIES INC.TRIPARTY REPO OVERNIGHT FIXED 20261023	10/23/26	10/23/26	10/23/26	MATURITY	1,000,000	0	1,000,000	0
BOFA SECURITIES INC.TRIPARTY REPO OVERNIGHT FIXED 20261026	10/26/26	10/26/26	10/26/26	MATURITY	1,000,000	0	1,000,000	0
BOFA SECURITIES INC.TRIPARTY REPO OVERNIGHT FIXED 20261027	10/27/26	10/27/26	10/27/26	MATURITY	1,000,000	0	1,000,000	0
BOFA SECURITIES INC.TRIPARTY REPO OVERNIGHT FIXED 20261028	10/28/26	10/28/26	10/28/26	MATURITY	1,000,000	0	1,000,000	0
BOFA SECURITIES INC.TRIPARTY REPO OVERNIGHT FIXED 20261029	10/29/26	10/29/26	10/29/26	MATURITY	1,000,000	0	1,000,000	0
BOFA SECURITIES INC.TRIPARTY REPO OVERNIGHT FIXED 20261030	10/30/26	10/30/26	10/30/26	MATURITY	1,000,000	0	1,000,000	0
CANADIAN IMPERIAL BK COMM N 02OCT26	10/02/26	10/02/26	10/02/26	MATURITY	200,000,000	0	200,000,000	0
CANADIAN IMPERIAL BK COMM N 28OCT26	10/28/26	10/28/26	10/28/26	MATURITY	100,000,000	0	100,000,000	0
Cancara Asset Securitization LLC CPABS4-2 20261001	10/01/26	10/01/26	10/01/26	MATURITY	100,000,000	0	100,000,000	0
Chariot Funding LLC CPABS4-2 20261007	10/07/26	10/07/26	10/07/26	MATURITY	100,000,000	0	100,000,000	0
Cooperatieve Rabobank UA TD 20261014	10/14/26	10/14/26	10/14/26	MATURITY	630,000,000	0	630,000,000	0
Cooperatieve Rabobank UA TD 20261020	10/20/26	10/20/26	10/20/26	MATURITY	550,000,000	0	550,000,000	0

FLORIDA PRIME™
AN INVESTMENT TOOL FOR PUBLIC FUNDS

TRADING ACTIVITY FOR OCTOBER 2026

Issue Description	Maturity Date	Trade Date	settlement dt	Transaction	Quantity	Traded Interest Local	Net Amount Local	Total Real G/L
Cooperatieve Rabobank UA TD 20261028	10/28/26	10/28/26	10/28/26	MATURITY	635,000,000	0	635,000,000	0
COOPERATIEVE RABOBATD 20261006	10/06/26	10/06/26	10/06/26	MATURITY	580,000,000	0	580,000,000	0
COOPERATIEVE RABOBATD 20261007	10/07/26	10/07/26	10/07/26	MATURITY	630,000,000	0	630,000,000	0
COOPERATIEVE RABOBATD 20261013	10/13/26	10/13/26	10/13/26	MATURITY	550,000,000	0	550,000,000	0
COOPERATIEVE RABOBATD 20261021	10/21/26	10/21/26	10/21/26	MATURITY	630,000,000	0	630,000,000	0
COOPERATIEVE RABOBATD 20261027	10/27/26	10/27/26	10/27/26	MATURITY	550,000,000	0	550,000,000	0
EXXON MOBIL CORP FIXED COUPON 0 MATURITY 20261019	10/19/26	10/19/26	10/19/26	MATURITY	150,000,000	0	150,000,000	0
EXXON MOBIL CORP FIXED COUPON 0 MATURITY 20261030	10/30/26	10/30/26	10/30/26	MATURITY	35,000,000	0	35,000,000	0
Exxon Mobil Corp. CP 20261001	10/01/26	10/01/26	10/01/26	MATURITY	150,000,000	0	150,000,000	0
Exxon Mobil Corp. CP 20261009	10/09/26	10/09/26	10/09/26	MATURITY	70,000,000	0	70,000,000	0
Falcon Asset Funding LLC CPABS4-2 20261001	10/01/26	10/01/26	10/01/26	MATURITY	75,000,000	0	75,000,000	0
Falcon Asset Funding LLC CPABS4-2 20261019	10/19/26	10/19/26	10/19/26	MATURITY	25,000,000	0	25,000,000	0
Gotham Funding Corp. CPABS4-2 20261005	10/05/26	10/05/26	10/05/26	MATURITY	105,733,000	0	105,733,000	0
Gotham Funding Corp. CPABS4-2 20261009	10/09/26	10/09/26	10/09/26	MATURITY	100,000,000	0	100,000,000	0
HSBC SECURITIES (USA) INC. REPO TRI PARTY OVERNIGHT FIXED 20261001	10/01/26	10/01/26	10/01/26	MATURITY	100,000,000	0	100,000,000	0
HSBC SECURITIES (USA) INC. REPO TRI PARTY OVERNIGHT FIXED 20261001	10/01/26	10/01/26	10/01/26	MATURITY	800,000,000	0	800,000,000	0
HSBC SECURITIES (USA) INC. REPO TRI PARTY OVERNIGHT FIXED 20261002	10/02/26	10/02/26	10/02/26	MATURITY	800,000,000	0	800,000,000	0
HSBC SECURITIES (USA) INC. REPO TRI PARTY OVERNIGHT FIXED 20261002	10/02/26	10/02/26	10/02/26	MATURITY	100,000,000	0	100,000,000	0
HSBC SECURITIES (USA) INC. REPO TRI PARTY OVERNIGHT FIXED 20261005	10/05/26	10/05/26	10/05/26	MATURITY	100,000,000	0	100,000,000	0
HSBC SECURITIES (USA) INC. REPO TRI PARTY OVERNIGHT FIXED 20261005	10/05/26	10/05/26	10/05/26	MATURITY	800,000,000	0	800,000,000	0
HSBC SECURITIES (USA) INC. REPO TRI PARTY OVERNIGHT FIXED 20261006	10/06/26	10/06/26	10/06/26	MATURITY	800,000,000	0	800,000,000	0
HSBC SECURITIES (USA) INC. REPO TRI PARTY OVERNIGHT FIXED 20261006	10/06/26	10/06/26	10/06/26	MATURITY	100,000,000	0	100,000,000	0
HSBC SECURITIES (USA) INC. REPO TRI PARTY OVERNIGHT FIXED 20261007	10/07/26	10/07/26	10/07/26	MATURITY	800,000,000	0	800,000,000	0
HSBC SECURITIES (USA) INC. REPO TRI PARTY OVERNIGHT FIXED 20261007	10/07/26	10/07/26	10/07/26	MATURITY	100,000,000	0	100,000,000	0
HSBC SECURITIES (USA) INC. REPO TRI PARTY OVERNIGHT FIXED 20261008	10/08/26	10/08/26	10/08/26	MATURITY	100,000,000	0	100,000,000	0
HSBC SECURITIES (USA) INC. REPO TRI PARTY OVERNIGHT FIXED 20261008	10/08/26	10/08/26	10/08/26	MATURITY	800,000,000	0	800,000,000	0
HSBC SECURITIES (USA) INC. REPO TRI PARTY OVERNIGHT FIXED 20261009	10/09/26	10/09/26	10/09/26	MATURITY	800,000,000	0	800,000,000	0
HSBC SECURITIES (USA) INC. REPO TRI PARTY OVERNIGHT FIXED 20261009	10/09/26	10/09/26	10/09/26	MATURITY	100,000,000	0	100,000,000	0
HSBC SECURITIES (USA) INC. REPO TRI PARTY OVERNIGHT FIXED 20261013	10/13/26	10/13/26	10/13/26	MATURITY	100,000,000	0	100,000,000	0
HSBC SECURITIES (USA) INC. REPO TRI PARTY OVERNIGHT FIXED 20261013	10/13/26	10/13/26	10/13/26	MATURITY	800,000,000	0	800,000,000	0
HSBC SECURITIES (USA) INC. REPO TRI PARTY OVERNIGHT FIXED 20261014	10/14/26	10/14/26	10/14/26	MATURITY	800,000,000	0	800,000,000	0
HSBC SECURITIES (USA) INC. REPO TRI PARTY OVERNIGHT FIXED 20261014	10/14/26	10/14/26	10/14/26	MATURITY	100,000,000	0	100,000,000	0
HSBC SECURITIES (USA) INC. REPO TRI PARTY OVERNIGHT FIXED 20261015	10/15/26	10/15/26	10/15/26	MATURITY	800,000,000	0	800,000,000	0
HSBC SECURITIES (USA) INC. REPO TRI PARTY OVERNIGHT FIXED 20261015	10/15/26	10/15/26	10/15/26	MATURITY	100,000,000	0	100,000,000	0
HSBC SECURITIES (USA) INC. REPO TRI PARTY OVERNIGHT FIXED 20261016	10/16/26	10/16/26	10/16/26	MATURITY	100,000,000	0	100,000,000	0
HSBC SECURITIES (USA) INC. REPO TRI PARTY OVERNIGHT FIXED 20261016	10/16/26	10/16/26	10/16/26	MATURITY	800,000,000	0	800,000,000	0
HSBC SECURITIES (USA) INC. REPO TRI PARTY OVERNIGHT FIXED 20261019	10/19/26	10/19/26	10/19/26	MATURITY	800,000,000	0	800,000,000	0
HSBC SECURITIES (USA) INC. REPO TRI PARTY OVERNIGHT FIXED 20261019	10/19/26	10/19/26	10/19/26	MATURITY	100,000,000	0	100,000,000	0
HSBC SECURITIES (USA) INC. REPO TRI PARTY OVERNIGHT FIXED 20261020	10/20/26	10/20/26	10/20/26	MATURITY	100,000,000	0	100,000,000	0
HSBC SECURITIES (USA) INC. REPO TRI PARTY OVERNIGHT FIXED 20261020	10/20/26	10/20/26	10/20/26	MATURITY	800,000,000	0	800,000,000	0
HSBC SECURITIES (USA) INC. REPO TRI PARTY OVERNIGHT FIXED 20261021	10/21/26	10/21/26	10/21/26	MATURITY	100,000,000	0	100,000,000	0
HSBC SECURITIES (USA) INC. REPO TRI PARTY OVERNIGHT FIXED 20261021	10/21/26	10/21/26	10/21/26	MATURITY	800,000,000	0	800,000,000	0
HSBC SECURITIES (USA) INC. REPO TRI PARTY OVERNIGHT FIXED 20261022	10/22/26	10/22/26	10/22/26	MATURITY	800,000,000	0	800,000,000	0

TRADING ACTIVITY FOR OCTOBER 2026

Issue Description	Maturity Date	Trade Date	settlement dt	Transaction	Quantity	Traded Interest Local	Net Amount Local	Total Real G/L
HSBC SECURITIES (USA) INC. REPO TRI PARTY OVERNIGHT FIXED 20261022	10/22/26	10/22/26	10/22/26	MATURITY	100,000,000	0	100,000,000	0
HSBC SECURITIES (USA) INC. REPO TRI PARTY OVERNIGHT FIXED 20261023	10/23/26	10/23/26	10/23/26	MATURITY	800,000,000	0	800,000,000	0
HSBC SECURITIES (USA) INC. REPO TRI PARTY OVERNIGHT FIXED 20261023	10/23/26	10/23/26	10/23/26	MATURITY	100,000,000	0	100,000,000	0
HSBC SECURITIES (USA) INC. REPO TRI PARTY OVERNIGHT FIXED 20261026	10/26/26	10/26/26	10/26/26	MATURITY	800,000,000	0	800,000,000	0
HSBC SECURITIES (USA) INC. REPO TRI PARTY OVERNIGHT FIXED 20261026	10/26/26	10/26/26	10/26/26	MATURITY	100,000,000	0	100,000,000	0
HSBC SECURITIES (USA) INC. REPO TRI PARTY OVERNIGHT FIXED 20261027	10/27/26	10/27/26	10/27/26	MATURITY	100,000,000	0	100,000,000	0
HSBC SECURITIES (USA) INC. REPO TRI PARTY OVERNIGHT FIXED 20261027	10/27/26	10/27/26	10/27/26	MATURITY	1,000,000,000	0	1,000,000,000	0
HSBC SECURITIES (USA) INC. REPO TRI PARTY OVERNIGHT FIXED 20261028	10/28/26	10/28/26	10/28/26	MATURITY	1,200,000,000	0	1,200,000,000	0
HSBC SECURITIES (USA) INC. REPO TRI PARTY OVERNIGHT FIXED 20261028	10/28/26	10/28/26	10/28/26	MATURITY	100,000,000	0	100,000,000	0
HSBC SECURITIES (USA) INC. REPO TRI PARTY OVERNIGHT FIXED 20261029	10/29/26	10/29/26	10/29/26	MATURITY	1,200,000,000	0	1,200,000,000	0
HSBC SECURITIES (USA) INC. REPO TRI PARTY OVERNIGHT FIXED 20261029	10/29/26	10/29/26	10/29/26	MATURITY	100,000,000	0	100,000,000	0
HSBC SECURITIES (USA) INC. REPO TRI PARTY OVERNIGHT FIXED 20261030	10/30/26	10/30/26	10/30/26	MATURITY	800,000,000	0	800,000,000	0
HSBC SECURITIES (USA) INC. REPO TRI PARTY OVERNIGHT FIXED 20261030	10/30/26	10/30/26	10/30/26	MATURITY	100,000,000	0	100,000,000	0
LMA-Americas LLC CPABS4-2 20261006	10/06/26	10/06/26	10/06/26	MATURITY	8,800,000	0	8,800,000	0
LMA-Americas LLC CPABS4-2 20261029	10/29/26	10/29/26	10/29/26	MATURITY	100,000,000	0	100,000,000	0
Matchpoint Finance plc CPABS4-2 20261001	10/01/26	10/01/26	10/01/26	MATURITY	175,000,000	0	175,000,000	0
Matchpoint Finance plc CPABS4-2 20261002	10/02/26	10/02/26	10/02/26	MATURITY	175,000,000	0	175,000,000	0
Matchpoint Finance plc CPABS4-2 20261005	10/05/26	10/05/26	10/05/26	MATURITY	205,000,000	0	205,000,000	0
Matchpoint Finance plc CPABS4-2 20261006	10/06/26	10/06/26	10/06/26	MATURITY	330,000,000	0	330,000,000	0
Matchpoint Finance plc CPABS4-2 20261007	10/07/26	10/07/26	10/07/26	MATURITY	80,000,000	0	80,000,000	0
Matchpoint Finance plc CPABS4-2 20261008	10/08/26	10/08/26	10/08/26	MATURITY	215,000,000	0	215,000,000	0
Matchpoint Finance plc CPABS4-2 20261009	10/09/26	10/09/26	10/09/26	MATURITY	215,000,000	0	215,000,000	0
Matchpoint Finance plc CPABS4-2 20261013	10/13/26	10/13/26	10/13/26	MATURITY	215,000,000	0	215,000,000	0
Matchpoint Finance plc CPABS4-2 20261014	10/14/26	10/14/26	10/14/26	MATURITY	250,000,000	0	250,000,000	0
Matchpoint Finance plc CPABS4-2 20261015	10/15/26	10/15/26	10/15/26	MATURITY	105,000,000	0	105,000,000	0
Matchpoint Finance plc CPABS4-2 20261016	10/16/26	10/16/26	10/16/26	MATURITY	200,000,000	0	200,000,000	0
Matchpoint Finance plc CPABS4-2 20261019	10/19/26	10/19/26	10/19/26	MATURITY	205,000,000	0	205,000,000	0
Matchpoint Finance plc CPABS4-2 20261020	10/20/26	10/20/26	10/20/26	MATURITY	200,000,000	0	200,000,000	0
Matchpoint Finance plc CPABS4-2 20261021	10/21/26	10/21/26	10/21/26	MATURITY	200,000,000	0	200,000,000	0
Matchpoint Finance plc CPABS4-2 20261022	10/22/26	10/22/26	10/22/26	MATURITY	200,000,000	0	200,000,000	0
Matchpoint Finance plc CPABS4-2 20261023	10/23/26	10/23/26	10/23/26	MATURITY	200,000,000	0	200,000,000	0
Matchpoint Finance plc CPABS4-2 20261026	10/26/26	10/26/26	10/26/26	MATURITY	200,000,000	0	200,000,000	0
Matchpoint Finance plc CPABS4-2 20261027	10/27/26	10/27/26	10/27/26	MATURITY	200,000,000	0	200,000,000	0
Matchpoint Finance plc CPABS4-2 20261028	10/28/26	10/28/26	10/28/26	MATURITY	100,000,000	0	100,000,000	0
Matchpoint Finance plc CPABS4-2 20261029	10/29/26	10/29/26	10/29/26	MATURITY	150,000,000	0	150,000,000	0
Matchpoint Finance plc CPABS4-2 20261030	10/30/26	10/30/26	10/30/26	MATURITY	200,000,000	0	200,000,000	0
Mizuho Bank Ltd. CP 20261001	10/01/26	10/01/26	10/01/26	MATURITY	100,000,000	0	100,000,000	0
Mizuho Bank Ltd. TD 20261019	10/19/26	10/19/26	10/19/26	MATURITY	500,000,000	0	500,000,000	0
Mizuho Bank Ltd. TD 20261022	10/22/26	10/22/26	10/22/26	MATURITY	500,000,000	0	500,000,000	0
Mizuho Bank Ltd. TD 20261023	10/23/26	10/23/26	10/23/26	MATURITY	500,000,000	0	500,000,000	0
MIZUHO BANK LTD.TDTD 20261001	10/01/26	10/01/26	10/01/26	MATURITY	400,000,000	0	400,000,000	0
MIZUHO BANK LTD.TDTD 20261005	10/05/26	10/05/26	10/05/26	MATURITY	500,000,000	0	500,000,000	0
MIZUHO BANK LTD.TDTD 20261020	10/20/26	10/20/26	10/20/26	MATURITY	500,000,000	0	500,000,000	0
MIZUHO SECURITIES USA INC. - REPO TRIPARTY OVERNIGHT FIXED 20261001	10/01/26	10/01/26	10/01/26	MATURITY	400,000,000	0	400,000,000	0
MIZUHO SECURITIES USA INC. - REPO TRIPARTY OVERNIGHT FIXED 20261002	10/02/26	10/02/26	10/02/26	MATURITY	400,000,000	0	400,000,000	0
MIZUHO SECURITIES USA INC. - REPO TRIPARTY OVERNIGHT FIXED 20261005	10/05/26	10/05/26	10/05/26	MATURITY	400,000,000	0	400,000,000	0
MIZUHO SECURITIES USA INC. - REPO TRIPARTY OVERNIGHT FIXED 20261006	10/06/26	10/06/26	10/06/26	MATURITY	400,000,000	0	400,000,000	0
MIZUHO SECURITIES USA INC. - REPO TRIPARTY OVERNIGHT FIXED 20261007	10/07/26	10/07/26	10/07/26	MATURITY	400,000,000	0	400,000,000	0
MIZUHO SECURITIES USA INC. - REPO TRIPARTY OVERNIGHT FIXED 20261008	10/08/26	10/08/26	10/08/26	MATURITY	400,000,000	0	400,000,000	0
MIZUHO SECURITIES USA INC. - REPO TRIPARTY OVERNIGHT FIXED 20261009	10/09/26	10/09/26	10/09/26	MATURITY	400,000,000	0	400,000,000	0
MIZUHO SECURITIES USA INC. - REPO TRIPARTY OVERNIGHT FIXED 20261013	10/13/26	10/13/26	10/13/26	MATURITY	400,000,000	0	400,000,000	0
MIZUHO SECURITIES USA INC. - REPO TRIPARTY OVERNIGHT FIXED 20261014	10/14/26	10/14/26	10/14/26	MATURITY	400,000,000	0	400,000,000	0

FLORIDA PRIME™
AN INVESTMENT TOOL FOR PUBLIC FUNDS

TRADING ACTIVITY FOR OCTOBER 2026

Issue Description	Maturity Date	Trade Date	settlement dt	Transaction	Quantity	Traded Interest Local	Net Amount Local	Total Real G/L
MIZUHO SECURITIES USA INC. - REPO TRIPARTY OVERNIGHT FIXED 20261015	10/15/26	10/15/26	10/15/26	MATURITY	400,000,000	0	400,000,000	0
MIZUHO SECURITIES USA INC. - REPO TRIPARTY OVERNIGHT FIXED 20261016	10/16/26	10/16/26	10/16/26	MATURITY	400,000,000	0	400,000,000	0
MIZUHO SECURITIES USA INC. - REPO TRIPARTY OVERNIGHT FIXED 20261019	10/19/26	10/19/26	10/19/26	MATURITY	400,000,000	0	400,000,000	0
MIZUHO SECURITIES USA INC. - REPO TRIPARTY OVERNIGHT FIXED 20261020	10/20/26	10/20/26	10/20/26	MATURITY	400,000,000	0	400,000,000	0
MIZUHO SECURITIES USA INC. - REPO TRIPARTY OVERNIGHT FIXED 20261021	10/21/26	10/21/26	10/21/26	MATURITY	400,000,000	0	400,000,000	0
MIZUHO SECURITIES USA INC. - REPO TRIPARTY OVERNIGHT FIXED 20261022	10/22/26	10/22/26	10/22/26	MATURITY	400,000,000	0	400,000,000	0
MIZUHO SECURITIES USA INC. - REPO TRIPARTY OVERNIGHT FIXED 20261023	10/23/26	10/23/26	10/23/26	MATURITY	400,000,000	0	400,000,000	0
MIZUHO SECURITIES USA INC. - REPO TRIPARTY OVERNIGHT FIXED 20261026	10/26/26	10/26/26	10/26/26	MATURITY	400,000,000	0	400,000,000	0
MIZUHO SECURITIES USA INC. - REPO TRIPARTY OVERNIGHT FIXED 20261027	10/27/26	10/27/26	10/27/26	MATURITY	750,000,000	0	750,000,000	0
MIZUHO SECURITIES USA INC. - REPO TRIPARTY OVERNIGHT FIXED 20261028	10/28/26	10/28/26	10/28/26	MATURITY	700,000,000	0	700,000,000	0
MIZUHO SECURITIES USA INC. - REPO TRIPARTY OVERNIGHT FIXED 20261029	10/29/26	10/29/26	10/29/26	MATURITY	900,000,000	0	900,000,000	0
MIZUHO SECURITIES USA INC. - REPO TRIPARTY OVERNIGHT FIXED 20261030	10/30/26	10/30/26	10/30/26	MATURITY	400,000,000	0	400,000,000	0
MUFG Bank Ltd. CP 20261020	10/20/26	10/20/26	10/20/26	MATURITY	100,000,000	0	100,000,000	0
Netherlands Government of CP4-2 20261029	10/29/26	10/29/26	10/29/26	MATURITY	125,000,000	0	125,000,000	0
Nordea Bank Abp TD 20261002	10/02/26	10/02/26	10/02/26	MATURITY	1,000,000,000	0	1,000,000,000	0
Nordea Bank Abp TD 20261008	10/08/26	10/08/26	10/08/26	MATURITY	500,000,000	0	500,000,000	0
Nordea Bank Abp TD 20261013	10/13/26	10/13/26	10/13/26	MATURITY	1,180,000,000	0	1,180,000,000	0
NORDEA BANK ABP TDTD 20261001	10/01/26	10/01/26	10/01/26	MATURITY	1,000,000,000	0	1,000,000,000	0
NORDEA BANK ABP TDTD 20261005	10/05/26	10/05/26	10/05/26	MATURITY	1,190,000,000	0	1,190,000,000	0
NORDEA BANK ABP TDTD 20261009	10/09/26	10/09/26	10/09/26	MATURITY	500,000,000	0	500,000,000	0
OLD LINE FND LLC FLOATING COUPON 4.20000 MATURITY 20261005	10/05/26	10/05/26	10/05/26	MATURITY	200,000,000	0	200,000,000	0
Paradelle Funding LCPABS4	10/30/26	10/30/26	10/30/26	MATURITY	15,000,000	0	15,000,000	0
Podium Funding Trust CPABS3A3 20261014	10/14/26	10/14/26	10/14/26	MATURITY	15,000,000	0	15,000,000	0
Podium Funding Trust CPABS3A3 20261021	10/21/26	10/21/26	10/21/26	MATURITY	25,000,000	0	25,000,000	0
Ridgefield Funding Company LLC Series A CPABS4-2 20261002	10/02/26	10/02/26	10/02/26	MATURITY	153,000,000	0	153,000,000	0
Royal Bank of Canada Toronto TD 20261002	10/02/26	10/02/26	10/02/26	MATURITY	205,000,000	0	205,000,000	0
Royal Bank of Canada Toronto TD 20261006	10/06/26	10/06/26	10/06/26	MATURITY	190,000,000	0	190,000,000	0
Royal Bank of Canada Toronto TD 20261008	10/08/26	10/08/26	10/08/26	MATURITY	185,000,000	0	185,000,000	0
Royal Bank of Canada Toronto TD 20261013	10/13/26	10/13/26	10/13/26	MATURITY	180,000,000	0	180,000,000	0
Royal Bank of Canada Toronto TD 20261014	10/14/26	10/14/26	10/14/26	MATURITY	185,000,000	0	185,000,000	0
Royal Bank of Canada Toronto TD 20261019	10/19/26	10/19/26	10/19/26	MATURITY	185,000,000	0	185,000,000	0
Royal Bank of Canada Toronto TD 20261022	10/22/26	10/22/26	10/22/26	MATURITY	170,000,000	0	170,000,000	0
Royal Bank of Canada Toronto TD 20261023	10/23/26	10/23/26	10/23/26	MATURITY	170,000,000	0	170,000,000	0
Royal Bank of Canada Toronto TD 20261027	10/27/26	10/27/26	10/27/26	MATURITY	170,000,000	0	170,000,000	0
ROYAL BANK OF CANADTD 20261001	10/01/26	10/01/26	10/01/26	MATURITY	215,000,000	0	215,000,000	0
ROYAL BANK OF CANADTD 20261005	10/05/26	10/05/26	10/05/26	MATURITY	195,000,000	0	195,000,000	0
ROYAL BANK OF CANADTD 20261007	10/07/26	10/07/26	10/07/26	MATURITY	190,000,000	0	190,000,000	0
ROYAL BANK OF CANADTD 20261009	10/09/26	10/09/26	10/09/26	MATURITY	185,000,000	0	185,000,000	0
ROYAL BANK OF CANADTD 20261015	10/15/26	10/15/26	10/15/26	MATURITY	185,000,000	0	185,000,000	0
ROYAL BANK OF CANADTD 20261016	10/16/26	10/16/26	10/16/26	MATURITY	200,000,000	0	200,000,000	0
ROYAL BANK OF CANADTD 20261020	10/20/26	10/20/26	10/20/26	MATURITY	190,000,000	0	190,000,000	0
ROYAL BANK OF CANADTD 20261021	10/21/26	10/21/26	10/21/26	MATURITY	185,000,000	0	185,000,000	0
ROYAL BANK OF CANADTD 20261026	10/26/26	10/26/26	10/26/26	MATURITY	170,000,000	0	170,000,000	0
ROYAL BANK OF CANADTD 20261028	10/28/26	10/28/26	10/28/26	MATURITY	180,000,000	0	180,000,000	0
ROYAL BK CAN NY FLOATING COUPON 4.19000 MATURITY 20261021	10/21/26	10/21/26	10/21/26	MATURITY	30,000,000	0	30,000,000	0
Salisbury Receivables Company LLC CPABS4-2 20261008	10/08/26	10/08/26	10/08/26	MATURITY	125,000,000	0	125,000,000	0
Salisbury Receivables Company LLC CPABS4-2 20261013	10/13/26	10/13/26	10/13/26	MATURITY	90,000,000	0	90,000,000	0
Sheffield Receivables Company LLC CPABS4-2 20261009	10/09/26	10/09/26	10/09/26	MATURITY	250,000,000	0	250,000,000	0
Sheffield Receivables Company LLC CPABS4-2 20261014	10/14/26	10/14/26	10/14/26	MATURITY	50,000,000	0	50,000,000	0
Sheffield Receivables Company LLC CPABS4-2 20261029	10/29/26	10/29/26	10/29/26	MATURITY	125,000,000	0	125,000,000	0
Societe Generale Paris CP4-2 20261002	10/02/26	10/02/26	10/02/26	MATURITY	30,000,000	0	30,000,000	0
Starbird Funding Corp. CPABS4-2 20261001	10/01/26	10/01/26	10/01/26	MATURITY	126,800,000	0	126,800,000	0
Starbird Funding Corp. CPABS4-2 20261002	10/02/26	10/02/26	10/02/26	MATURITY	100,000,000	0	100,000,000	0
Starbird Funding Corp. CPABS4-2 20261007	10/07/26	10/07/26	10/07/26	MATURITY	300,000,000	0	300,000,000	0
Starbird Funding Corp. CPABS4-2 20261008	10/08/26	10/08/26	10/08/26	MATURITY	25,000,000	0	25,000,000	0
Starbird Funding Corp. CPABS4-2 20261016	10/16/26	10/16/26	10/16/26	MATURITY	150,000,000	0	150,000,000	0
Starbird Funding Corp. CPABS4-2 20261021	10/21/26	10/21/26	10/21/26	MATURITY	50,000,000	0	50,000,000	0
Starbird Funding Corp. CPABS4-2 20261022	10/22/26	10/22/26	10/22/26	MATURITY	50,000,000	0	50,000,000	0
Starbird Funding Corp. CPABS4-2 20261023	10/23/26	10/23/26	10/23/26	MATURITY	300,000,000	0	300,000,000	0
Starbird Funding Corp. CPABS4-2 20261026	10/26/26	10/26/26	10/26/26	MATURITY	65,000,000	0	65,000,000	0

FLORIDA PRIME™
AN INVESTMENT TOOL FOR PUBLIC FUNDS

TRADING ACTIVITY FOR OCTOBER 2026

Issue Description	Maturity Date	Trade Date	settlement dt	Transaction	Quantity	Traded Interest Local	Net Amount Local	Total Real G/L
Starbird Funding Corp. CPABS4-2 20261027	10/27/26	10/27/26	10/27/26	MATURITY	150,000,000	0	150,000,000	0
Starbird Funding Corp. CPABS4-2 20261028	10/28/26	10/28/26	10/28/26	MATURITY	50,000,000	0	50,000,000	0
Starbird Funding Corp. CPABS4-2 20261029	10/29/26	10/29/26	10/29/26	MATURITY	100,000,000	0	100,000,000	0
Starbird Funding Corp. CPABS4-2 20261030	10/30/26	10/30/26	10/30/26	MATURITY	343,500,000	0	343,500,000	0
SUMITOMO MITSUI TRUECD	10/15/26	10/15/26	10/15/26	MATURITY	100,000,000	0	100,000,000	0
Sumitomo Mitsui Trust Bank Ltd. CDYAN 20261023	10/23/26	10/23/26	10/23/26	MATURITY	70,000,000	0	70,000,000	0
Sumitomo Mitsui Trust Bank Ltd. CDYAN 20261029	10/29/26	10/29/26	10/29/26	MATURITY	101,000,000	0	101,000,000	0
Thunder Bay Funding LLC CPABS4-2 20261021	10/21/26	10/21/26	10/21/26	MATURITY	55,000,000	0	55,000,000	0
TORONTO DOMINION BK DI 0.00 01OCT26	10/01/26	10/01/26	10/01/26	MATURITY	100,000,000	0	100,000,000	0
TOYOTA CRED PR FIXED COUPON 0 MATURITY 20261013	10/13/26	10/13/26	10/13/26	MATURITY	60,000,000	0	60,000,000	0
Truist Bank CD 20261008	10/08/26	10/08/26	10/08/26	MATURITY	125,000,000	0	125,000,000	0
Truist Bank CD 20261008	10/08/26	10/08/26	10/08/26	MATURITY	145,000,000	0	145,000,000	0
Truist Bank CD 20261016	10/16/26	10/16/26	10/16/26	MATURITY	125,000,000	0	125,000,000	0
UnitedHealth Group Inc. CP4-2 20261001	10/01/26	10/01/26	10/01/26	MATURITY	250,000,000	0	250,000,000	0
UnitedHealth Group Inc. CP4-2 20261006	10/06/26	10/06/26	10/06/26	MATURITY	86,000,000	0	86,000,000	0
UnitedHealth Group Inc. CP4-2 20261021	10/21/26	10/21/26	10/21/26	MATURITY	185,000,000	0	185,000,000	0
Victory Receivables Corp. CPABS4-2 20261008	10/08/26	10/08/26	10/08/26	MATURITY	50,000,000	0	50,000,000	0
Victory Receivables Corp. CPABS4-2 20261009	10/09/26	10/09/26	10/09/26	MATURITY	30,000,000	0	30,000,000	0
Victory Receivables Corp. CPABS4-2 20261028	10/28/26	10/28/26	10/28/26	MATURITY	40,000,000	0	40,000,000	0
Walmart Inc. 20261023	10/23/26	10/23/26	10/23/26	MATURITY	200,000,000	0	200,000,000	0
EFF 2026-1 A1 FIXED COUPON 3.849000 MATURITY 20270222	02/22/27	10/20/26	10/20/26	PAYDOWN	7,392,138	0	7,392,138	0
ABN Amro Bank NV Amsterdam TD 20261013	10/13/26	10/05/26	10/05/26	PURCHASE	1,175,000,000	0	1,175,000,000	0
ABN Amro Bank NV Amsterdam TD 20261019	10/19/26	10/13/26	10/13/26	PURCHASE	1,175,000,000	0	1,175,000,000	0
ABN AMRO BANK NV ATD 20261026	10/26/26	10/19/26	10/19/26	PURCHASE	1,180,000,000	0	1,180,000,000	0
Antalis S.A. CPABS4-2 20261009	10/09/26	10/02/26	10/02/26	PURCHASE	38,550,000	0	38,520,466	0
Antalis S.A. CPABS4-2 20261009	10/09/26	10/02/26	10/02/26	PURCHASE	50,000,000	0	49,961,695	0
Antalis S.A. CPABS4-2 20261009	10/09/26	10/02/26	10/02/26	PURCHASE	50,000,000	0	49,961,695	0
Antalis S.A. CPABS4-2 20261014	10/14/26	10/07/26	10/07/26	PURCHASE	32,000,000	0	31,975,484	0
Antalis S.A. CPABS4-2 20261016	10/16/26	10/09/26	10/09/26	PURCHASE	37,000,000	0	36,971,654	0
Antalis S.A. CPABS4-2 20261016	10/16/26	10/09/26	10/09/26	PURCHASE	50,000,000	0	49,961,695	0
Antalis S.A. CPABS4-2 20261021	10/21/26	10/14/26	10/14/26	PURCHASE	47,500,000	0	47,463,610	0
Antalis S.A. CPABS4-2 20261023	10/23/26	10/16/26	10/16/26	PURCHASE	40,000,000	0	39,969,356	0
Antalis S.A. CPABS4-2 20261023	10/23/26	10/16/26	10/16/26	PURCHASE	50,000,000	0	49,961,695	0
Antalis S.A. CPABS4-2 20261027	10/27/26	10/20/26	10/20/26	PURCHASE	19,000,000	0	18,985,444	0
Antalis S.A. CPABS4-2 20261027	10/27/26	10/20/26	10/20/26	PURCHASE	50,000,000	0	49,961,695	0
Antalis S.A. CPABS4-2 20261027	10/27/26	10/20/26	10/20/26	PURCHASE	50,000,000	0	49,961,695	0
Antalis S.A. CPABS4-2 20261028	10/28/26	10/21/26	10/21/26	PURCHASE	48,600,000	0	48,562,767	0
Antalis S.A. CPABS4-2 20261030	10/30/26	10/23/26	10/23/26	PURCHASE	31,000,000	0	30,976,251	0
Antalis S.A. CPABS4-2 20261104	11/04/26	10/28/26	10/28/26	PURCHASE	48,000,000	0	47,963,227	0
Antalis S.A. CPABS4-2 20261105	11/05/26	10/05/26	10/05/26	PURCHASE	42,200,000	0	42,052,101	0
Antalis S.A. CPABS4-2 20261105	11/05/26	10/05/26	10/05/26	PURCHASE	50,000,000	0	49,824,764	0
Atlantic Asset Securitization LLC CPABS4-2 20261105	11/05/26	10/06/26	10/06/26	PURCHASE	50,000,000	0	49,831,667	0
AUSTRALIA NEW ZEATD 20261013	10/13/26	10/06/26	10/06/26	PURCHASE	1,175,000,000	0	1,175,000,000	0
AUSTRALIA NEW ZEATD 20261027	10/27/26	10/20/26	10/20/26	PURCHASE	1,180,000,000	0	1,180,000,000	0
AUSTRALIA NEW ZEATD 20261103	11/03/26	10/27/26	10/27/26	PURCHASE	1,175,000,000	0	1,175,000,000	0
Australia & New Zealand Banking Group Melbourne TD 20261020	10/20/26	10/13/26	10/13/26	PURCHASE	1,175,000,000	0	1,175,000,000	0
BANK NOVA SC HOU FLOATING COUPON 4.310000 MATURITY 20271102	11/02/27	10/02/26	10/02/26	PURCHASE	17,500,000	0	17,500,000	0
BANK NOVA SC HOU FLOATING COUPON 4.310000 MATURITY 20271102	11/02/27	10/02/26	10/02/26	PURCHASE	50,000,000	0	50,000,000	0
BANK NOVA SC HOU FLOATING COUPON 4.310000 MATURITY 20271102	11/02/27	10/02/26	10/02/26	PURCHASE	50,000,000	0	50,000,000	0
Bank of America N.A. CD 20271014	10/14/27	10/14/26	10/14/26	PURCHASE	50,000,000	0	50,000,000	0
Bank of America N.A. CD 20271014	10/14/27	10/14/26	10/14/26	PURCHASE	50,000,000	0	50,000,000	0
Bank of America N.A. CD 20271014	10/14/27	10/14/26	10/14/26	PURCHASE	50,000,000	0	50,000,000	0
Bank of America N.A. CD 20271014	10/14/27	10/14/26	10/14/26	PURCHASE	50,000,000	0	50,000,000	0
BANK OF AMERICA N.A.TRIPARTY REPO OVER-NIGHT FIXED 20261002	10/02/26	10/01/26	10/01/26	PURCHASE	791,000,000	0	791,000,000	0
BANK OF AMERICA N.A.TRIPARTY REPO OVER-NIGHT FIXED 20261005	10/05/26	10/02/26	10/02/26	PURCHASE	121,000,000	0	121,000,000	0
BANK OF AMERICA N.A.TRIPARTY REPO OVER-NIGHT FIXED 20261006	10/06/26	10/05/26	10/05/26	PURCHASE	746,000,000	0	746,000,000	0
BANK OF AMERICA N.A.TRIPARTY REPO OVER-NIGHT FIXED 20261007	10/07/26	10/06/26	10/06/26	PURCHASE	954,000,000	0	954,000,000	0
BANK OF AMERICA N.A.TRIPARTY REPO OVER-NIGHT FIXED 20261008	10/08/26	10/07/26	10/07/26	PURCHASE	585,000,000	0	585,000,000	0
BANK OF AMERICA N.A.TRIPARTY REPO OVER-NIGHT FIXED 20261009	10/09/26	10/08/26	10/08/26	PURCHASE	707,000,000	0	707,000,000	0
BANK OF AMERICA N.A.TRIPARTY REPO OVER-NIGHT FIXED 20261013	10/13/26	10/09/26	10/09/26	PURCHASE	426,000,000	0	426,000,000	0
BANK OF AMERICA N.A.TRIPARTY REPO OVER-NIGHT FIXED 20261014	10/14/26	10/13/26	10/13/26	PURCHASE	1,836,000,000	0	1,836,000,000	0

FLORIDA PRIME™
AN INVESTMENT TOOL FOR PUBLIC FUNDS

TRADING ACTIVITY FOR OCTOBER 2026

Issue Description	Maturity Date	Trade Date	settlement dt	Transaction	Quantity	Traded Interest Local	Net Amount Local	Total Real G/L
BANK OF AMERICA N.A.TRIPARTY REPO OVER-NIGHT FIXED 20261015	10/15/26	10/14/26	10/14/26	PURCHASE	2,150,000,000	0	2,150,000,000	0
BANK OF AMERICA N.A.TRIPARTY REPO OVER-NIGHT FIXED 20261016	10/16/26	10/15/26	10/15/26	PURCHASE	1,592,000,000	0	1,592,000,000	0
BANK OF AMERICA N.A.TRIPARTY REPO OVER-NIGHT FIXED 20261019	10/19/26	10/16/26	10/16/26	PURCHASE	1,280,000,000	0	1,280,000,000	0
BANK OF AMERICA N.A.TRIPARTY REPO OVER-NIGHT FIXED 20261020	10/20/26	10/19/26	10/19/26	PURCHASE	1,407,000,000	0	1,407,000,000	0
BANK OF AMERICA N.A.TRIPARTY REPO OVER-NIGHT FIXED 20261021	10/21/26	10/20/26	10/20/26	PURCHASE	1,590,000,000	0	1,590,000,000	0
BANK OF AMERICA N.A.TRIPARTY REPO OVER-NIGHT FIXED 20261022	10/22/26	10/21/26	10/21/26	PURCHASE	1,240,000,000	0	1,240,000,000	0
BANK OF AMERICA N.A.TRIPARTY REPO OVER-NIGHT FIXED 20261023	10/23/26	10/22/26	10/22/26	PURCHASE	699,000,000	0	699,000,000	0
BANK OF AMERICA N.A.TRIPARTY REPO OVER-NIGHT FIXED 20261026	10/26/26	10/23/26	10/23/26	PURCHASE	1,555,000,000	0	1,555,000,000	0
BANK OF AMERICA N.A.TRIPARTY REPO OVER-NIGHT FIXED 20261027	10/27/26	10/26/26	10/26/26	PURCHASE	2,342,000,000	0	2,342,000,000	0
BANK OF AMERICA N.A.TRIPARTY REPO OVER-NIGHT FIXED 20261028	10/28/26	10/27/26	10/27/26	PURCHASE	2,428,000,000	0	2,428,000,000	0
BANK OF AMERICA N.A.TRIPARTY REPO OVER-NIGHT FIXED 20261029	10/29/26	10/28/26	10/28/26	PURCHASE	2,447,000,000	0	2,447,000,000	0
BANK OF AMERICA N.A.TRIPARTY REPO OVER-NIGHT FIXED 20261030	10/30/26	10/29/26	10/29/26	PURCHASE	1,890,000,000	0	1,890,000,000	0
BANK OF AMERICA N.A.TRIPARTY REPO OVER-NIGHT FIXED 20261102	11/02/26	10/30/26	10/30/26	PURCHASE	1,671,000,000	0	1,671,000,000	0
BANK OF NOVA SCOTIA TORONTO REPO TRIPARTY OVERNIGHT FIXED 20261002	10/02/26	10/01/26	10/01/26	PURCHASE	500,000,000	0	500,000,000	0
BANK OF NOVA SCOTIA TORONTO REPO TRIPARTY OVERNIGHT FIXED 20261005	10/05/26	10/02/26	10/02/26	PURCHASE	500,000,000	0	500,000,000	0
BANK OF NOVA SCOTIA TORONTO REPO TRIPARTY OVERNIGHT FIXED 20261006	10/06/26	10/05/26	10/05/26	PURCHASE	1,500,000,000	0	1,500,000,000	0
BANK OF NOVA SCOTIA TORONTO REPO TRIPARTY OVERNIGHT FIXED 20261007	10/07/26	10/06/26	10/06/26	PURCHASE	1,500,000,000	0	1,500,000,000	0
BANK OF NOVA SCOTIA TORONTO REPO TRIPARTY OVERNIGHT FIXED 20261008	10/08/26	10/07/26	10/07/26	PURCHASE	1,500,000,000	0	1,500,000,000	0
BANK OF NOVA SCOTIA TORONTO REPO TRIPARTY OVERNIGHT FIXED 20261009	10/09/26	10/08/26	10/08/26	PURCHASE	1,500,000,000	0	1,500,000,000	0
BANK OF NOVA SCOTIA TORONTO REPO TRIPARTY OVERNIGHT FIXED 20261013	10/13/26	10/09/26	10/09/26	PURCHASE	1,500,000,000	0	1,500,000,000	0
BANK OF NOVA SCOTIA TORONTO REPO TRIPARTY OVERNIGHT FIXED 20261014	10/14/26	10/13/26	10/13/26	PURCHASE	1,500,000,000	0	1,500,000,000	0
BANK OF NOVA SCOTIA TORONTO REPO TRIPARTY OVERNIGHT FIXED 20261015	10/15/26	10/14/26	10/14/26	PURCHASE	1,500,000,000	0	1,500,000,000	0
BANK OF NOVA SCOTIA TORONTO REPO TRIPARTY OVERNIGHT FIXED 20261016	10/16/26	10/15/26	10/15/26	PURCHASE	1,500,000,000	0	1,500,000,000	0
BANK OF NOVA SCOTIA TORONTO REPO TRIPARTY OVERNIGHT FIXED 20261019	10/19/26	10/16/26	10/16/26	PURCHASE	1,500,000,000	0	1,500,000,000	0
BANK OF NOVA SCOTIA TORONTO REPO TRIPARTY OVERNIGHT FIXED 20261020	10/20/26	10/19/26	10/19/26	PURCHASE	1,500,000,000	0	1,500,000,000	0
BANK OF NOVA SCOTIA TORONTO REPO TRIPARTY OVERNIGHT FIXED 20261021	10/21/26	10/20/26	10/20/26	PURCHASE	1,500,000,000	0	1,500,000,000	0
BANK OF NOVA SCOTIA TORONTO REPO TRIPARTY OVERNIGHT FIXED 20261022	10/22/26	10/21/26	10/21/26	PURCHASE	1,500,000,000	0	1,500,000,000	0
BANK OF NOVA SCOTIA TORONTO REPO TRIPARTY OVERNIGHT FIXED 20261023	10/23/26	10/22/26	10/22/26	PURCHASE	1,500,000,000	0	1,500,000,000	0
BANK OF NOVA SCOTIA TORONTO REPO TRIPARTY OVERNIGHT FIXED 20261026	10/26/26	10/23/26	10/23/26	PURCHASE	1,500,000,000	0	1,500,000,000	0
BANK OF NOVA SCOTIA TORONTO REPO TRIPARTY OVERNIGHT FIXED 20261027	10/27/26	10/26/26	10/26/26	PURCHASE	1,500,000,000	0	1,500,000,000	0
BANK OF NOVA SCOTIA TORONTO REPO TRIPARTY OVERNIGHT FIXED 20261028	10/28/26	10/27/26	10/27/26	PURCHASE	1,500,000,000	0	1,500,000,000	0
BANK OF NOVA SCOTIA TORONTO REPO TRIPARTY OVERNIGHT FIXED 20261029	10/29/26	10/28/26	10/28/26	PURCHASE	1,500,000,000	0	1,500,000,000	0
BANK OF NOVA SCOTIA TORONTO REPO TRIPARTY OVERNIGHT FIXED 20261030	10/30/26	10/29/26	10/29/26	PURCHASE	1,500,000,000	0	1,500,000,000	0
BANK OF NOVA SCOTIA TORONTO REPO TRIPARTY OVERNIGHT FIXED 20261102	11/02/26	10/30/26	10/30/26	PURCHASE	1,500,000,000	0	1,500,000,000	0
Barton Capital S.A. CPABS4-2 20261116	11/16/26	10/02/26	10/05/26	PURCHASE	25,000,000	0	24,881,292	0
Barton Capital S.A. CPABS4-2 20261116	11/16/26	10/02/26	10/02/26	PURCHASE	25,000,000	0	24,872,813	0
Barton Capital S.A. CPABS4-2 20261210	12/10/26	10/28/26	10/28/26	PURCHASE	50,000,000	0	49,747,972	0
BOFA SECURITIES INC.TRIPARTY REPO OVERNIGHT FIXED 20261002	10/02/26	10/01/26	10/01/26	PURCHASE	1,000,000	0	1,000,000	0

TRADING ACTIVITY FOR OCTOBER 2026

Issue Description	Maturity Date	Trade Date	settlement dt	Transaction	Quantity	Traded Interest Local	Net Amount Local	Total Real G/L
BOFA SECURITIES INC.TRIPARTY REPO OVERNIGHT FIXED 20261005	10/05/26	10/02/26	10/02/26	PURCHASE	1,000,000	0	1,000,000	0
BOFA SECURITIES INC.TRIPARTY REPO OVERNIGHT FIXED 20261006	10/06/26	10/05/26	10/05/26	PURCHASE	1,000,000	0	1,000,000	0
BOFA SECURITIES INC.TRIPARTY REPO OVERNIGHT FIXED 20261007	10/07/26	10/06/26	10/06/26	PURCHASE	1,000,000	0	1,000,000	0
BOFA SECURITIES INC.TRIPARTY REPO OVERNIGHT FIXED 20261008	10/08/26	10/07/26	10/07/26	PURCHASE	1,000,000	0	1,000,000	0
BOFA SECURITIES INC.TRIPARTY REPO OVERNIGHT FIXED 20261009	10/09/26	10/08/26	10/08/26	PURCHASE	1,000,000	0	1,000,000	0
BOFA SECURITIES INC.TRIPARTY REPO OVERNIGHT FIXED 20261013	10/13/26	10/09/26	10/09/26	PURCHASE	1,000,000	0	1,000,000	0
BOFA SECURITIES INC.TRIPARTY REPO OVERNIGHT FIXED 20261014	10/14/26	10/13/26	10/13/26	PURCHASE	1,000,000	0	1,000,000	0
BOFA SECURITIES INC.TRIPARTY REPO OVERNIGHT FIXED 20261015	10/15/26	10/14/26	10/14/26	PURCHASE	1,000,000	0	1,000,000	0
BOFA SECURITIES INC.TRIPARTY REPO OVERNIGHT FIXED 20261016	10/16/26	10/15/26	10/15/26	PURCHASE	1,000,000	0	1,000,000	0
BOFA SECURITIES INC.TRIPARTY REPO OVERNIGHT FIXED 20261019	10/19/26	10/16/26	10/16/26	PURCHASE	1,000,000	0	1,000,000	0
BOFA SECURITIES INC.TRIPARTY REPO OVERNIGHT FIXED 20261020	10/20/26	10/19/26	10/19/26	PURCHASE	1,000,000	0	1,000,000	0
BOFA SECURITIES INC.TRIPARTY REPO OVERNIGHT FIXED 20261021	10/21/26	10/20/26	10/20/26	PURCHASE	1,000,000	0	1,000,000	0
BOFA SECURITIES INC.TRIPARTY REPO OVERNIGHT FIXED 20261022	10/22/26	10/21/26	10/21/26	PURCHASE	1,000,000	0	1,000,000	0
BOFA SECURITIES INC.TRIPARTY REPO OVERNIGHT FIXED 20261023	10/23/26	10/22/26	10/22/26	PURCHASE	1,000,000	0	1,000,000	0
BOFA SECURITIES INC.TRIPARTY REPO OVERNIGHT FIXED 20261026	10/26/26	10/23/26	10/23/26	PURCHASE	1,000,000	0	1,000,000	0
BOFA SECURITIES INC.TRIPARTY REPO OVERNIGHT FIXED 20261027	10/27/26	10/26/26	10/26/26	PURCHASE	1,000,000	0	1,000,000	0
BOFA SECURITIES INC.TRIPARTY REPO OVERNIGHT FIXED 20261028	10/28/26	10/27/26	10/27/26	PURCHASE	1,000,000	0	1,000,000	0
BOFA SECURITIES INC.TRIPARTY REPO OVERNIGHT FIXED 20261029	10/29/26	10/28/26	10/28/26	PURCHASE	1,000,000	0	1,000,000	0
BOFA SECURITIES INC.TRIPARTY REPO OVERNIGHT FIXED 20261030	10/30/26	10/29/26	10/29/26	PURCHASE	1,000,000	0	1,000,000	0
BOFA SECURITIES INC.TRIPARTY REPO OVERNIGHT FIXED 20261102	11/02/26	10/30/26	10/30/26	PURCHASE	1,000,000	0	1,000,000	0
Caisse d'Amortissement de la Dette Sociale (CADES) CP 20270208	02/08/27	10/07/26	10/08/26	PURCHASE	50,000,000	0	49,260,292	0
Caisse d'Amortissement de la Dette Sociale (CADES) CP 20270208	02/08/27	10/07/26	10/08/26	PURCHASE	50,000,000	0	49,260,292	0
Caisse d'Amortissement de la Dette Sociale (CADES) CP 20270420	04/20/27	10/19/26	10/20/26	PURCHASE	50,000,000	0	48,847,334	0
Caisse d'Amortissement de la Dette Sociale (CADES) CP 20270420	04/20/27	10/19/26	10/20/26	PURCHASE	50,000,000	0	48,847,334	0
CITIBANK NA FLOATING COUPON 4.310000 MATURITY 20270723	07/23/27	10/28/26	10/29/26	PURCHASE	50,000,000	0	50,000,000	0
CITIBANK NA FLOATING COUPON 4.310000 MATURITY 20270723	07/23/27	10/28/26	10/29/26	PURCHASE	50,000,000	0	50,000,000	0
CITIBANK NA FLOATING COUPON 4.310000 MATURITY 20270723	07/23/27	10/28/26	10/29/26	PURCHASE	50,000,000	0	50,000,000	0
CITIBANK NA FLOATING COUPON 4.310000 MATURITY 20270723	07/23/27	10/28/26	10/29/26	PURCHASE	50,000,000	0	50,000,000	0
CITIBANK NA FLOATING COUPON 4.310000 MATURITY 20270723	07/23/27	10/28/26	10/29/26	PURCHASE	50,000,000	0	50,000,000	0
CITIBANK NA FLOATING COUPON 4.310000 MATURITY 20270723	07/23/27	10/28/26	10/29/26	PURCHASE	50,000,000	0	50,000,000	0
CITIBANK NA FLOATING COUPON 4.310000 MATURITY 20270727	07/27/27	10/29/26	10/30/26	PURCHASE	50,000,000	0	50,000,000	0
CITIBANK NA FLOATING COUPON 4.310000 MATURITY 20270727	07/27/27	10/29/26	10/30/26	PURCHASE	50,000,000	0	50,000,000	0
CITIBANK NA FLOATING COUPON 4.310000 MATURITY 20270727	07/27/27	10/29/26	10/30/26	PURCHASE	50,000,000	0	50,000,000	0
CITIBANK NA FLOATING COUPON 4.310000 MATURITY 20270727	07/27/27	10/29/26	10/30/26	PURCHASE	50,000,000	0	50,000,000	0
CITIBANK NA FLOATING COUPON 4.310000 MATURITY 20270727	07/27/27	10/29/26	10/30/26	PURCHASE	10,000,000	0	10,000,000	0
Cooperatieve Rabobank UA TD 20261014	10/14/26	10/07/26	10/07/26	PURCHASE	630,000,000	0	630,000,000	0
Cooperatieve Rabobank UA TD 20261020	10/20/26	10/13/26	10/13/26	PURCHASE	550,000,000	0	550,000,000	0
Cooperatieve Rabobank UA TD 20261028	10/28/26	10/21/26	10/21/26	PURCHASE	635,000,000	0	635,000,000	0
COOPERATIEVE RABOBATD 20261013	10/13/26	10/06/26	10/06/26	PURCHASE	550,000,000	0	550,000,000	0

FLORIDA PRIME™
AN INVESTMENT TOOL FOR PUBLIC FUNDS

TRADING ACTIVITY FOR OCTOBER 2026

Issue Description	Maturity Date	Trade Date	settlement dt	Transaction	Quantity	Traded Interest Local	Net Amount Local	Total Real G/L
COOPERATIEVE RABOBATD 20261021	10/21/26	10/14/26	10/14/26	PURCHASE	630,000,000	0	630,000,000	0
COOPERATIEVE RABOBATD 20261027	10/27/26	10/20/26	10/20/26	PURCHASE	550,000,000	0	550,000,000	0
COOPERATIEVE RABOBATD 20261103	11/03/26	10/27/26	10/27/26	PURCHASE	550,000,000	0	550,000,000	0
COOPERATIEVE RABOBATD 20261104	11/04/26	10/28/26	10/28/26	PURCHASE	635,000,000	0	635,000,000	0
CREDIT AGRI CIB FLOATING COUPON 4.320000 MATURITY 20270205	02/05/27	10/28/26	10/29/26	PURCHASE	50,000,000	0	50,000,000	0
CREDIT AGRI CIB FLOATING COUPON 4.320000 MATURITY 20270205	02/05/27	10/28/26	10/29/26	PURCHASE	50,000,000	0	50,000,000	0
CREDIT AGRI CIB FLOATING COUPON 4.320000 MATURITY 20270205	02/05/27	10/28/26	10/29/26	PURCHASE	10,000,000	0	10,000,000	0
CREDIT AGRI CIB FLOATING COUPON 4.320000 MATURITY 20270205	02/05/27	10/28/26	10/29/26	PURCHASE	50,000,000	0	50,000,000	0
CREDIT AGRI CIB FLOATING COUPON 4.320000 MATURITY 20270205	02/05/27	10/28/26	10/29/26	PURCHASE	50,000,000	0	50,000,000	0
DREY-GVT CSH-I	08/01/54	09/04/26	09/04/26	PURCHASE	1,155,202	0	1,155,202	0
DREY-GVT CSH-I	08/01/54	09/08/26	09/08/26	PURCHASE	3,078,570	0	3,078,570	0
DREY-GVT CSH-I	08/01/54	09/10/26	09/10/26	PURCHASE	1,089,133	0	1,089,133	0
DREY-GVT CSH-I	08/01/54	09/14/26	09/14/26	PURCHASE	3,171,013	0	3,171,013	0
DREY-GVT CSH-I	08/01/54	09/18/26	09/18/26	PURCHASE	1,558,148	0	1,558,148	0
DREY-GVT CSH-I	08/01/54	09/22/26	09/22/26	PURCHASE	3,212,453	0	3,212,453	0
DREY-GVT CSH-I	08/01/54	10/01/26	10/01/26	PURCHASE	5,502,299	0	5,502,299	0
DREY-GVT CSH-I	08/01/54	10/05/26	10/05/26	PURCHASE	3,073,486	0	3,073,486	0
DREY-GVT CSH-I	08/01/54	10/06/26	10/06/26	PURCHASE	25,497	0	25,497	0
DREY-GVT CSH-I	08/01/54	10/08/26	10/08/26	PURCHASE	2,585,986	0	2,585,986	0
DREY-GVT CSH-I	08/01/54	10/13/26	10/13/26	PURCHASE	6,764,625	0	6,764,625	0
DREY-GVT CSH-I	08/01/54	10/20/26	10/20/26	PURCHASE	4,232,204	0	4,232,204	0
DREY-GVT CSH-I	08/01/54	10/23/26	10/23/26	PURCHASE	1,738,942	0	1,738,942	0
DREY-GVT CSH-I	08/01/54	10/26/26	10/26/26	PURCHASE	1,018,479	0	1,018,479	0
EXXON MOBIL CORP FIXED COUPON 0 MATURITY 20261019	10/19/26	10/09/26	10/09/26	PURCHASE	50,000,000	0	49,945,556	0
EXXON MOBIL CORP FIXED COUPON 0 MATURITY 20261019	10/19/26	10/09/26	10/09/26	PURCHASE	50,000,000	0	49,945,556	0
EXXON MOBIL CORP FIXED COUPON 0 MATURITY 20261019	10/19/26	10/09/26	10/09/26	PURCHASE	50,000,000	0	49,945,556	0
EXXON MOBIL CORP FIXED COUPON 0 MATURITY 20261030	10/30/26	10/23/26	10/23/26	PURCHASE	35,000,000	0	34,973,254	0
Exxon Mobil Corp. CP 20261009	10/09/26	10/02/26	10/02/26	PURCHASE	20,000,000	0	19,984,833	0
Exxon Mobil Corp. CP 20261009	10/09/26	10/02/26	10/02/26	PURCHASE	50,000,000	0	49,962,084	0
Falcon Asset Funding LLC CPABS4-2 20261102	11/02/26	10/01/26	10/01/26	PURCHASE	45,000,000	0	44,839,200	0
Falcon Asset Funding LLC CPABS4-2 20261102	11/02/26	10/01/26	10/01/26	PURCHASE	50,000,000	0	49,821,334	0
Gotham Funding Corp. CPABS4-2 20270128	01/28/27	10/16/26	10/16/26	PURCHASE	50,000,000	0	49,377,445	0
Gotham Funding Corp. CPABS4-2 20270128	01/28/27	10/16/26	10/16/26	PURCHASE	20,000,000	0	19,750,978	0
Gotham Funding Corp. CPABS4-2 20270128	01/28/27	10/16/26	10/16/26	PURCHASE	50,000,000	0	49,377,445	0
HSBC SECURITIES (USA) INC. REPO TRI PARTY OVERNIGHT FIXED 20261002	10/02/26	10/01/26	10/01/26	PURCHASE	800,000,000	0	800,000,000	0
HSBC SECURITIES (USA) INC. REPO TRI PARTY OVERNIGHT FIXED 20261002	10/02/26	10/01/26	10/01/26	PURCHASE	100,000,000	0	100,000,000	0
HSBC SECURITIES (USA) INC. REPO TRI PARTY OVERNIGHT FIXED 20261005	10/05/26	10/02/26	10/02/26	PURCHASE	100,000,000	0	100,000,000	0
HSBC SECURITIES (USA) INC. REPO TRI PARTY OVERNIGHT FIXED 20261005	10/05/26	10/02/26	10/02/26	PURCHASE	800,000,000	0	800,000,000	0
HSBC SECURITIES (USA) INC. REPO TRI PARTY OVERNIGHT FIXED 20261006	10/06/26	10/05/26	10/05/26	PURCHASE	800,000,000	0	800,000,000	0
HSBC SECURITIES (USA) INC. REPO TRI PARTY OVERNIGHT FIXED 20261006	10/06/26	10/05/26	10/05/26	PURCHASE	100,000,000	0	100,000,000	0
HSBC SECURITIES (USA) INC. REPO TRI PARTY OVERNIGHT FIXED 20261007	10/07/26	10/06/26	10/06/26	PURCHASE	800,000,000	0	800,000,000	0
HSBC SECURITIES (USA) INC. REPO TRI PARTY OVERNIGHT FIXED 20261007	10/07/26	10/06/26	10/06/26	PURCHASE	100,000,000	0	100,000,000	0
HSBC SECURITIES (USA) INC. REPO TRI PARTY OVERNIGHT FIXED 20261008	10/08/26	10/07/26	10/07/26	PURCHASE	100,000,000	0	100,000,000	0
HSBC SECURITIES (USA) INC. REPO TRI PARTY OVERNIGHT FIXED 20261008	10/08/26	10/07/26	10/07/26	PURCHASE	800,000,000	0	800,000,000	0
HSBC SECURITIES (USA) INC. REPO TRI PARTY OVERNIGHT FIXED 20261009	10/09/26	10/08/26	10/08/26	PURCHASE	800,000,000	0	800,000,000	0
HSBC SECURITIES (USA) INC. REPO TRI PARTY OVERNIGHT FIXED 20261009	10/09/26	10/08/26	10/08/26	PURCHASE	100,000,000	0	100,000,000	0
HSBC SECURITIES (USA) INC. REPO TRI PARTY OVERNIGHT FIXED 20261013	10/13/26	10/09/26	10/09/26	PURCHASE	100,000,000	0	100,000,000	0
HSBC SECURITIES (USA) INC. REPO TRI PARTY OVERNIGHT FIXED 20261013	10/13/26	10/09/26	10/09/26	PURCHASE	800,000,000	0	800,000,000	0
HSBC SECURITIES (USA) INC. REPO TRI PARTY OVERNIGHT FIXED 20261014	10/14/26	10/13/26	10/13/26	PURCHASE	800,000,000	0	800,000,000	0

TRADING ACTIVITY FOR OCTOBER 2026

Issue Description	Maturity Date	Trade Date	settlement dt	Transaction	Quantity	Traded Interest Local	Net Amount Local	Total Real G/L
HSBC SECURITIES (USA) INC. REPO TRI PARTY OVERNIGHT FIXED 20261014	10/14/26	10/13/26	10/13/26	PURCHASE	100,000,000	0	100,000,000	0
HSBC SECURITIES (USA) INC. REPO TRI PARTY OVERNIGHT FIXED 20261015	10/15/26	10/14/26	10/14/26	PURCHASE	800,000,000	0	800,000,000	0
HSBC SECURITIES (USA) INC. REPO TRI PARTY OVERNIGHT FIXED 20261015	10/15/26	10/14/26	10/14/26	PURCHASE	100,000,000	0	100,000,000	0
HSBC SECURITIES (USA) INC. REPO TRI PARTY OVERNIGHT FIXED 20261016	10/16/26	10/15/26	10/15/26	PURCHASE	100,000,000	0	100,000,000	0
HSBC SECURITIES (USA) INC. REPO TRI PARTY OVERNIGHT FIXED 20261016	10/16/26	10/15/26	10/15/26	PURCHASE	800,000,000	0	800,000,000	0
HSBC SECURITIES (USA) INC. REPO TRI PARTY OVERNIGHT FIXED 20261019	10/19/26	10/16/26	10/16/26	PURCHASE	800,000,000	0	800,000,000	0
HSBC SECURITIES (USA) INC. REPO TRI PARTY OVERNIGHT FIXED 20261019	10/19/26	10/16/26	10/16/26	PURCHASE	100,000,000	0	100,000,000	0
HSBC SECURITIES (USA) INC. REPO TRI PARTY OVERNIGHT FIXED 20261020	10/20/26	10/19/26	10/19/26	PURCHASE	100,000,000	0	100,000,000	0
HSBC SECURITIES (USA) INC. REPO TRI PARTY OVERNIGHT FIXED 20261020	10/20/26	10/19/26	10/19/26	PURCHASE	800,000,000	0	800,000,000	0
HSBC SECURITIES (USA) INC. REPO TRI PARTY OVERNIGHT FIXED 20261021	10/21/26	10/20/26	10/20/26	PURCHASE	100,000,000	0	100,000,000	0
HSBC SECURITIES (USA) INC. REPO TRI PARTY OVERNIGHT FIXED 20261021	10/21/26	10/20/26	10/20/26	PURCHASE	800,000,000	0	800,000,000	0
HSBC SECURITIES (USA) INC. REPO TRI PARTY OVERNIGHT FIXED 20261022	10/22/26	10/21/26	10/21/26	PURCHASE	800,000,000	0	800,000,000	0
HSBC SECURITIES (USA) INC. REPO TRI PARTY OVERNIGHT FIXED 20261022	10/22/26	10/21/26	10/21/26	PURCHASE	100,000,000	0	100,000,000	0
HSBC SECURITIES (USA) INC. REPO TRI PARTY OVERNIGHT FIXED 20261023	10/23/26	10/22/26	10/22/26	PURCHASE	800,000,000	0	800,000,000	0
HSBC SECURITIES (USA) INC. REPO TRI PARTY OVERNIGHT FIXED 20261023	10/23/26	10/22/26	10/22/26	PURCHASE	100,000,000	0	100,000,000	0
HSBC SECURITIES (USA) INC. REPO TRI PARTY OVERNIGHT FIXED 20261026	10/26/26	10/23/26	10/23/26	PURCHASE	800,000,000	0	800,000,000	0
HSBC SECURITIES (USA) INC. REPO TRI PARTY OVERNIGHT FIXED 20261026	10/26/26	10/23/26	10/23/26	PURCHASE	100,000,000	0	100,000,000	0
HSBC SECURITIES (USA) INC. REPO TRI PARTY OVERNIGHT FIXED 20261027	10/27/26	10/26/26	10/26/26	PURCHASE	100,000,000	0	100,000,000	0
HSBC SECURITIES (USA) INC. REPO TRI PARTY OVERNIGHT FIXED 20261027	10/27/26	10/26/26	10/26/26	PURCHASE	1,000,000,000	0	1,000,000,000	0
HSBC SECURITIES (USA) INC. REPO TRI PARTY OVERNIGHT FIXED 20261028	10/28/26	10/27/26	10/27/26	PURCHASE	1,200,000,000	0	1,200,000,000	0
HSBC SECURITIES (USA) INC. REPO TRI PARTY OVERNIGHT FIXED 20261028	10/28/26	10/27/26	10/27/26	PURCHASE	100,000,000	0	100,000,000	0
HSBC SECURITIES (USA) INC. REPO TRI PARTY OVERNIGHT FIXED 20261029	10/29/26	10/28/26	10/28/26	PURCHASE	1,200,000,000	0	1,200,000,000	0
HSBC SECURITIES (USA) INC. REPO TRI PARTY OVERNIGHT FIXED 20261029	10/29/26	10/28/26	10/28/26	PURCHASE	100,000,000	0	100,000,000	0
HSBC SECURITIES (USA) INC. REPO TRI PARTY OVERNIGHT FIXED 20261030	10/30/26	10/29/26	10/29/26	PURCHASE	800,000,000	0	800,000,000	0
HSBC SECURITIES (USA) INC. REPO TRI PARTY OVERNIGHT FIXED 20261030	10/30/26	10/29/26	10/29/26	PURCHASE	100,000,000	0	100,000,000	0
HSBC SECURITIES (USA) INC. REPO TRI PARTY OVERNIGHT FIXED 20261102	11/02/26	10/30/26	10/30/26	PURCHASE	800,000,000	0	800,000,000	0
HSBC SECURITIES (USA) INC. REPO TRI PARTY OVERNIGHT FIXED 20261102	11/02/26	10/30/26	10/30/26	PURCHASE	100,000,000	0	100,000,000	0
Jupiter Securitization Company LLC CPABS4-2 20261104	11/04/26	10/07/26	10/07/26	PURCHASE	7,050,000	0	7,028,012	0
Jupiter Securitization Company LLC CPABS4-2 20261104	11/04/26	10/07/26	10/07/26	PURCHASE	50,000,000	0	49,844,056	0
Jupiter Securitization Company LLC CPABS4-2 20261211	12/11/26	10/29/26	10/29/26	PURCHASE	50,000,000	0	49,752,153	0
Jupiter Securitization Company LLC CPABS4-2 20261211	12/11/26	10/29/26	10/29/26	PURCHASE	50,000,000	0	49,752,153	0
La Fayette Asset Securitization LLC CPABS4-2 20261204	12/04/26	10/06/26	10/06/26	PURCHASE	50,000,000	0	49,660,750	0
Liberty Street Funding LLC CPABS4-2 20270222	02/22/27	10/22/26	10/23/26	PURCHASE	47,465,000	0	46,758,853	0
Liberty Street Funding LLC CPABS4-2 20270222	02/22/27	10/22/26	10/23/26	PURCHASE	50,000,000	0	49,256,139	0
LMA-Americas LLC CPABS4-2 20261123	11/23/26	10/23/26	10/23/26	PURCHASE	23,000,000	0	22,916,817	0
LMA-Americas LLC CPABS4-2 20261204	12/04/26	10/29/26	10/29/26	PURCHASE	10,000,000	0	9,957,800	0
LMA-Americas LLC CPABS4-2 20261204	12/04/26	10/29/26	10/29/26	PURCHASE	50,000,000	0	49,789,000	0
LMA-Americas LLC CPABS4-2 20270113	01/13/27	10/14/26	10/15/26	PURCHASE	50,000,000	0	49,452,500	0
LMA-Americas LLC CPABS4-2 20270113	01/13/27	10/14/26	10/15/26	PURCHASE	50,000,000	0	49,452,500	0
LMA-Americas LLC CPABS4-2 20270128	01/28/27	10/21/26	10/21/26	PURCHASE	50,000,000	0	49,393,625	0
LMA-Americas LLC CPABS4-2 20270129	01/29/27	10/21/26	10/21/26	PURCHASE	10,000,000	0	9,877,500	0
LMA-Americas LLC CPABS4-2 20270203	02/03/27	10/29/26	10/29/26	PURCHASE	50,000,000	0	49,393,750	0
LMA-Americas LLC CPABS4-2 20270204	02/04/27	10/29/26	10/29/26	PURCHASE	50,000,000	0	49,387,500	0
LMA-Americas LLC CPABS4-2 20270204	02/04/27	10/29/26	10/29/26	PURCHASE	50,000,000	0	49,387,500	0
LMA-Americas LLC CPABS4-2 20270205	02/05/27	10/29/26	10/29/26	PURCHASE	2,500,000	0	2,469,063	0
LMA-Americas LLC CPABS4-2 20270205	02/05/27	10/29/26	10/29/26	PURCHASE	50,000,000	0	49,381,250	0

FLORIDA PRIME™
AN INVESTMENT TOOL FOR PUBLIC FUNDS

TRADING ACTIVITY FOR OCTOBER 2026

Issue Description	Maturity Date	Trade Date	settlement dt	Transaction	Quantity	Traded Interest Local	Net Amount Local	Total Real G/L
Manhattan Asset Funding Company LLC CPABS4-2 20261117	11/17/26	10/02/26	10/02/26	PURCHASE	25,000,000	0	24,869,347	0
Matchpoint Finance plc CPABS4-2 20261002	10/02/26	10/01/26	10/01/26	PURCHASE	50,000,000	0	49,994,611	0
Matchpoint Finance plc CPABS4-2 20261002	10/02/26	10/01/26	10/01/26	PURCHASE	50,000,000	0	49,994,611	0
Matchpoint Finance plc CPABS4-2 20261002	10/02/26	10/01/26	10/01/26	PURCHASE	25,000,000	0	24,997,306	0
Matchpoint Finance plc CPABS4-2 20261002	10/02/26	10/01/26	10/01/26	PURCHASE	50,000,000	0	49,994,611	0
Matchpoint Finance plc CPABS4-2 20261005	10/05/26	10/02/26	10/02/26	PURCHASE	50,000,000	0	49,983,834	0
Matchpoint Finance plc CPABS4-2 20261005	10/05/26	10/02/26	10/02/26	PURCHASE	50,000,000	0	49,983,834	0
Matchpoint Finance plc CPABS4-2 20261005	10/05/26	10/02/26	10/02/26	PURCHASE	50,000,000	0	49,983,834	0
Matchpoint Finance plc CPABS4-2 20261005	10/05/26	10/02/26	10/02/26	PURCHASE	5,000,000	0	4,998,383	0
Matchpoint Finance plc CPABS4-2 20261005	10/05/26	10/02/26	10/02/26	PURCHASE	50,000,000	0	49,983,834	0
Matchpoint Finance plc CPABS4-2 20261006	10/06/26	10/05/26	10/05/26	PURCHASE	50,000,000	0	49,994,611	0
Matchpoint Finance plc CPABS4-2 20261006	10/06/26	10/05/26	10/05/26	PURCHASE	50,000,000	0	49,994,611	0
Matchpoint Finance plc CPABS4-2 20261006	10/06/26	10/05/26	10/05/26	PURCHASE	50,000,000	0	49,994,611	0
Matchpoint Finance plc CPABS4-2 20261006	10/06/26	10/05/26	10/05/26	PURCHASE	30,000,000	0	29,996,767	0
Matchpoint Finance plc CPABS4-2 20261006	10/06/26	10/05/26	10/05/26	PURCHASE	50,000,000	0	49,994,611	0
Matchpoint Finance plc CPABS4-2 20261006	10/06/26	10/05/26	10/05/26	PURCHASE	50,000,000	0	49,994,611	0
Matchpoint Finance plc CPABS4-2 20261006	10/06/26	10/05/26	10/05/26	PURCHASE	50,000,000	0	49,994,611	0
Matchpoint Finance plc CPABS4-2 20261007	10/07/26	10/06/26	10/06/26	PURCHASE	30,000,000	0	29,996,767	0
Matchpoint Finance plc CPABS4-2 20261007	10/07/26	10/06/26	10/06/26	PURCHASE	50,000,000	0	49,994,611	0
Matchpoint Finance plc CPABS4-2 20261008	10/08/26	10/07/26	10/07/26	PURCHASE	15,000,000	0	14,998,383	0
Matchpoint Finance plc CPABS4-2 20261008	10/08/26	10/07/26	10/07/26	PURCHASE	50,000,000	0	49,994,611	0
Matchpoint Finance plc CPABS4-2 20261008	10/08/26	10/07/26	10/07/26	PURCHASE	50,000,000	0	49,994,611	0
Matchpoint Finance plc CPABS4-2 20261008	10/08/26	10/07/26	10/07/26	PURCHASE	50,000,000	0	49,994,611	0
Matchpoint Finance plc CPABS4-2 20261008	10/08/26	10/07/26	10/07/26	PURCHASE	50,000,000	0	49,994,611	0
Matchpoint Finance plc CPABS4-2 20261009	10/09/26	10/08/26	10/08/26	PURCHASE	50,000,000	0	49,994,611	0
Matchpoint Finance plc CPABS4-2 20261009	10/09/26	10/08/26	10/08/26	PURCHASE	50,000,000	0	49,994,611	0
Matchpoint Finance plc CPABS4-2 20261009	10/09/26	10/08/26	10/08/26	PURCHASE	15,000,000	0	14,998,383	0
Matchpoint Finance plc CPABS4-2 20261009	10/09/26	10/08/26	10/08/26	PURCHASE	50,000,000	0	49,994,611	0
Matchpoint Finance plc CPABS4-2 20261009	10/09/26	10/08/26	10/08/26	PURCHASE	50,000,000	0	49,994,611	0
Matchpoint Finance plc CPABS4-2 20261013	10/13/26	10/09/26	10/09/26	PURCHASE	15,000,000	0	14,993,533	0
Matchpoint Finance plc CPABS4-2 20261013	10/13/26	10/09/26	10/09/26	PURCHASE	50,000,000	0	49,978,445	0
Matchpoint Finance plc CPABS4-2 20261013	10/13/26	10/09/26	10/09/26	PURCHASE	50,000,000	0	49,978,445	0
Matchpoint Finance plc CPABS4-2 20261013	10/13/26	10/09/26	10/09/26	PURCHASE	50,000,000	0	49,978,445	0
Matchpoint Finance plc CPABS4-2 20261013	10/13/26	10/09/26	10/09/26	PURCHASE	50,000,000	0	49,978,445	0
Matchpoint Finance plc CPABS4-2 20261014	10/14/26	10/13/26	10/13/26	PURCHASE	50,000,000	0	49,994,611	0
Matchpoint Finance plc CPABS4-2 20261014	10/14/26	10/13/26	10/13/26	PURCHASE	50,000,000	0	49,994,611	0
Matchpoint Finance plc CPABS4-2 20261014	10/14/26	10/13/26	10/13/26	PURCHASE	50,000,000	0	49,994,611	0
Matchpoint Finance plc CPABS4-2 20261014	10/14/26	10/13/26	10/13/26	PURCHASE	50,000,000	0	49,994,611	0
Matchpoint Finance plc CPABS4-2 20261014	10/14/26	10/13/26	10/13/26	PURCHASE	50,000,000	0	49,994,611	0
Matchpoint Finance plc CPABS4-2 20261015	10/15/26	10/14/26	10/14/26	PURCHASE	50,000,000	0	49,994,611	0
Matchpoint Finance plc CPABS4-2 20261015	10/15/26	10/14/26	10/14/26	PURCHASE	5,000,000	0	4,999,461	0
Matchpoint Finance plc CPABS4-2 20261015	10/15/26	10/14/26	10/14/26	PURCHASE	50,000,000	0	49,994,611	0
Matchpoint Finance plc CPABS4-2 20261016	10/16/26	10/15/26	10/15/26	PURCHASE	50,000,000	0	49,994,611	0
Matchpoint Finance plc CPABS4-2 20261016	10/16/26	10/15/26	10/15/26	PURCHASE	50,000,000	0	49,994,611	0
Matchpoint Finance plc CPABS4-2 20261016	10/16/26	10/15/26	10/15/26	PURCHASE	50,000,000	0	49,994,611	0
Matchpoint Finance plc CPABS4-2 20261016	10/16/26	10/15/26	10/15/26	PURCHASE	50,000,000	0	49,994,611	0
Matchpoint Finance plc CPABS4-2 20261019	10/19/26	10/16/26	10/16/26	PURCHASE	50,000,000	0	49,983,834	0
Matchpoint Finance plc CPABS4-2 20261019	10/19/26	10/16/26	10/16/26	PURCHASE	50,000,000	0	49,983,834	0
Matchpoint Finance plc CPABS4-2 20261019	10/19/26	10/16/26	10/16/26	PURCHASE	5,000,000	0	4,998,383	0
Matchpoint Finance plc CPABS4-2 20261019	10/19/26	10/16/26	10/16/26	PURCHASE	50,000,000	0	49,983,834	0
Matchpoint Finance plc CPABS4-2 20261019	10/19/26	10/16/26	10/16/26	PURCHASE	50,000,000	0	49,983,834	0
Matchpoint Finance plc CPABS4-2 20261020	10/20/26	10/19/26	10/19/26	PURCHASE	50,000,000	0	49,994,611	0
Matchpoint Finance plc CPABS4-2 20261020	10/20/26	10/19/26	10/19/26	PURCHASE	50,000,000	0	49,994,611	0
Matchpoint Finance plc CPABS4-2 20261020	10/20/26	10/19/26	10/19/26	PURCHASE	50,000,000	0	49,994,611	0
Matchpoint Finance plc CPABS4-2 20261020	10/20/26	10/19/26	10/19/26	PURCHASE	50,000,000	0	49,994,611	0
Matchpoint Finance plc CPABS4-2 20261021	10/21/26	10/20/26	10/20/26	PURCHASE	50,000,000	0	49,994,611	0
Matchpoint Finance plc CPABS4-2 20261021	10/21/26	10/20/26	10/20/26	PURCHASE	50,000,000	0	49,994,611	0
Matchpoint Finance plc CPABS4-2 20261021	10/21/26	10/20/26	10/20/26	PURCHASE	50,000,000	0	49,994,611	0
Matchpoint Finance plc CPABS4-2 20261021	10/21/26	10/20/26	10/20/26	PURCHASE	50,000,000	0	49,994,611	0
Matchpoint Finance plc CPABS4-2 20261022	10/22/26	10/21/26	10/21/26	PURCHASE	50,000,000	0	49,994,611	0
Matchpoint Finance plc CPABS4-2 20261022	10/22/26	10/21/26	10/21/26	PURCHASE	50,000,000	0	49,994,611	0
Matchpoint Finance plc CPABS4-2 20261022	10/22/26	10/21/26	10/21/26	PURCHASE	50,000,000	0	49,994,611	0
Matchpoint Finance plc CPABS4-2 20261022	10/22/26	10/21/26	10/21/26	PURCHASE	50,000,000	0	49,994,611	0
Matchpoint Finance plc CPABS4-2 20261023	10/23/26	10/22/26	10/22/26	PURCHASE	50,000,000	0	49,994,611	0
Matchpoint Finance plc CPABS4-2 20261023	10/23/26	10/22/26	10/22/26	PURCHASE	50,000,000	0	49,994,611	0
Matchpoint Finance plc CPABS4-2 20261023	10/23/26	10/22/26	10/22/26	PURCHASE	50,000,000	0	49,994,611	0
Matchpoint Finance plc CPABS4-2 20261023	10/23/26	10/22/26	10/22/26	PURCHASE	50,000,000	0	49,994,611	0
Matchpoint Finance plc CPABS4-2 20261026	10/26/26	10/23/26	10/23/26	PURCHASE	50,000,000	0	49,983,709	0
Matchpoint Finance plc CPABS4-2 20261026	10/26/26	10/23/26	10/23/26	PURCHASE	50,000,000	0	49,983,709	0
Matchpoint Finance plc CPABS4-2 20261026	10/26/26	10/23/26	10/23/26	PURCHASE	50,000,000	0	49,983,709	0

TRADING ACTIVITY FOR OCTOBER 2026

Issue Description	Maturity Date	Trade Date	settlement dt	Transaction	Quantity	Traded Interest Local	Net Amount Local	Total Real G/L
Matchpoint Finance plc CPABS4-2 20261026	10/26/26	10/23/26	10/23/26	PURCHASE	50,000,000	0	49,983,709	0
Matchpoint Finance plc CPABS4-2 20261027	10/27/26	10/26/26	10/26/26	PURCHASE	50,000,000	0	49,994,556	0
Matchpoint Finance plc CPABS4-2 20261027	10/27/26	10/26/26	10/26/26	PURCHASE	50,000,000	0	49,994,556	0
Matchpoint Finance plc CPABS4-2 20261027	10/27/26	10/26/26	10/26/26	PURCHASE	50,000,000	0	49,994,556	0
Matchpoint Finance plc CPABS4-2 20261027	10/27/26	10/26/26	10/26/26	PURCHASE	50,000,000	0	49,994,556	0
Matchpoint Finance plc CPABS4-2 20261028	10/28/26	10/27/26	10/27/26	PURCHASE	50,000,000	0	49,994,514	0
Matchpoint Finance plc CPABS4-2 20261028	10/28/26	10/27/26	10/27/26	PURCHASE	50,000,000	0	49,994,514	0
Matchpoint Finance plc CPABS4-2 20261029	10/29/26	10/28/26	10/28/26	PURCHASE	50,000,000	0	49,994,556	0
Matchpoint Finance plc CPABS4-2 20261029	10/29/26	10/28/26	10/28/26	PURCHASE	50,000,000	0	49,994,556	0
Matchpoint Finance plc CPABS4-2 20261029	10/29/26	10/28/26	10/28/26	PURCHASE	50,000,000	0	49,994,556	0
Matchpoint Finance plc CPABS4-2 20261030	10/30/26	10/29/26	10/29/26	PURCHASE	50,000,000	0	49,994,556	0
Matchpoint Finance plc CPABS4-2 20261030	10/30/26	10/29/26	10/29/26	PURCHASE	50,000,000	0	49,994,556	0
Matchpoint Finance plc CPABS4-2 20261030	10/30/26	10/29/26	10/29/26	PURCHASE	50,000,000	0	49,994,556	0
Matchpoint Finance plc CPABS4-2 20261030	10/30/26	10/29/26	10/29/26	PURCHASE	50,000,000	0	49,994,556	0
Matchpoint Finance plc CPABS4-2 20261102	11/02/26	10/30/26	10/30/26	PURCHASE	50,000,000	0	49,983,667	0
Matchpoint Finance plc CPABS4-2 20261102	11/02/26	10/30/26	10/30/26	PURCHASE	50,000,000	0	49,983,667	0
Matchpoint Finance plc CPABS4-2 20261102	11/02/26	10/30/26	10/30/26	PURCHASE	50,000,000	0	49,983,667	0
Matchpoint Finance plc CPABS4-2 20261102	11/02/26	10/30/26	10/30/26	PURCHASE	50,000,000	0	49,983,667	0
Mizuho Bank Ltd.TD 20261019	10/19/26	10/16/26	10/16/26	PURCHASE	500,000,000	0	500,000,000	0
Mizuho Bank Ltd.TD 20261022	10/22/26	10/21/26	10/21/26	PURCHASE	500,000,000	0	500,000,000	0
Mizuho Bank Ltd.TD 20261023	10/23/26	10/22/26	10/22/26	PURCHASE	500,000,000	0	500,000,000	0
MIZUHO BANK LTD.TDTD 20261005	10/05/26	10/02/26	10/02/26	PURCHASE	500,000,000	0	500,000,000	0
MIZUHO BANK LTD.TDTD 20261020	10/20/26	10/19/26	10/19/26	PURCHASE	500,000,000	0	500,000,000	0
MIZUHO SECURITIES USA INC. - REPO TRIPARTY OVERNIGHT FIXED 20261002	10/02/26	10/01/26	10/01/26	PURCHASE	400,000,000	0	400,000,000	0
MIZUHO SECURITIES USA INC. - REPO TRIPARTY OVERNIGHT FIXED 20261005	10/05/26	10/02/26	10/02/26	PURCHASE	400,000,000	0	400,000,000	0
MIZUHO SECURITIES USA INC. - REPO TRIPARTY OVERNIGHT FIXED 20261006	10/06/26	10/05/26	10/05/26	PURCHASE	400,000,000	0	400,000,000	0
MIZUHO SECURITIES USA INC. - REPO TRIPARTY OVERNIGHT FIXED 20261007	10/07/26	10/06/26	10/06/26	PURCHASE	400,000,000	0	400,000,000	0
MIZUHO SECURITIES USA INC. - REPO TRIPARTY OVERNIGHT FIXED 20261008	10/08/26	10/07/26	10/07/26	PURCHASE	400,000,000	0	400,000,000	0
MIZUHO SECURITIES USA INC. - REPO TRIPARTY OVERNIGHT FIXED 20261009	10/09/26	10/08/26	10/08/26	PURCHASE	400,000,000	0	400,000,000	0
MIZUHO SECURITIES USA INC. - REPO TRIPARTY OVERNIGHT FIXED 20261013	10/13/26	10/09/26	10/09/26	PURCHASE	400,000,000	0	400,000,000	0
MIZUHO SECURITIES USA INC. - REPO TRIPARTY OVERNIGHT FIXED 20261014	10/14/26	10/13/26	10/13/26	PURCHASE	400,000,000	0	400,000,000	0
MIZUHO SECURITIES USA INC. - REPO TRIPARTY OVERNIGHT FIXED 20261015	10/15/26	10/14/26	10/14/26	PURCHASE	400,000,000	0	400,000,000	0
MIZUHO SECURITIES USA INC. - REPO TRIPARTY OVERNIGHT FIXED 20261016	10/16/26	10/15/26	10/15/26	PURCHASE	400,000,000	0	400,000,000	0
MIZUHO SECURITIES USA INC. - REPO TRIPARTY OVERNIGHT FIXED 20261019	10/19/26	10/16/26	10/16/26	PURCHASE	400,000,000	0	400,000,000	0
MIZUHO SECURITIES USA INC. - REPO TRIPARTY OVERNIGHT FIXED 20261020	10/20/26	10/19/26	10/19/26	PURCHASE	400,000,000	0	400,000,000	0
MIZUHO SECURITIES USA INC. - REPO TRIPARTY OVERNIGHT FIXED 20261021	10/21/26	10/20/26	10/20/26	PURCHASE	400,000,000	0	400,000,000	0
MIZUHO SECURITIES USA INC. - REPO TRIPARTY OVERNIGHT FIXED 20261022	10/22/26	10/21/26	10/21/26	PURCHASE	400,000,000	0	400,000,000	0
MIZUHO SECURITIES USA INC. - REPO TRIPARTY OVERNIGHT FIXED 20261023	10/23/26	10/22/26	10/22/26	PURCHASE	400,000,000	0	400,000,000	0
MIZUHO SECURITIES USA INC. - REPO TRIPARTY OVERNIGHT FIXED 20261026	10/26/26	10/23/26	10/23/26	PURCHASE	400,000,000	0	400,000,000	0
MIZUHO SECURITIES USA INC. - REPO TRIPARTY OVERNIGHT FIXED 20261027	10/27/26	10/26/26	10/26/26	PURCHASE	750,000,000	0	750,000,000	0
MIZUHO SECURITIES USA INC. - REPO TRIPARTY OVERNIGHT FIXED 20261028	10/28/26	10/27/26	10/27/26	PURCHASE	700,000,000	0	700,000,000	0
MIZUHO SECURITIES USA INC. - REPO TRIPARTY OVERNIGHT FIXED 20261029	10/29/26	10/28/26	10/28/26	PURCHASE	900,000,000	0	900,000,000	0
MIZUHO SECURITIES USA INC. - REPO TRIPARTY OVERNIGHT FIXED 20261030	10/30/26	10/29/26	10/29/26	PURCHASE	400,000,000	0	400,000,000	0
MIZUHO SECURITIES USA INC. - REPO TRIPARTY OVERNIGHT FIXED 20261102	11/02/26	10/30/26	10/30/26	PURCHASE	400,000,000	0	400,000,000	0
Netherlands Government of CP4-2 20261029	10/29/26	10/22/26	10/22/26	PURCHASE	50,000,000	0	49,961,792	0
Netherlands Government of CP4-2 20261029	10/29/26	10/22/26	10/22/26	PURCHASE	25,000,000	0	24,980,896	0
Netherlands Government of CP4-2 20261029	10/29/26	10/22/26	10/22/26	PURCHASE	50,000,000	0	49,961,792	0
Nordea Bank Abp TD 20261002	10/02/26	10/01/26	10/01/26	PURCHASE	1,000,000,000	0	1,000,000,000	0
Nordea Bank Abp TD 20261008	10/08/26	10/07/26	10/07/26	PURCHASE	500,000,000	0	500,000,000	0
Nordea Bank Abp TD 20261013	10/13/26	10/09/26	10/09/26	PURCHASE	1,180,000,000	0	1,180,000,000	0
NORDEA BANK ABP TDTD 20261005	10/05/26	10/02/26	10/02/26	PURCHASE	1,190,000,000	0	1,190,000,000	0

FLORIDA PRIME™
AN INVESTMENT TOOL FOR PUBLIC FUNDS

TRADING ACTIVITY FOR OCTOBER 2026

Issue Description	Maturity Date	Trade Date	settlement dt	Transaction	Quantity	Traded Interest Local	Net Amount Local	Total Real G/L
NORDEA BANK ABP TDTD 20261009	10/09/26	10/08/26	10/08/26	PURCHASE	500,000,000	0	500,000,000	0
OLD LINE FND LLC FLOATING COUPON 4.21000 MATURITY 20270402	04/02/27	10/02/26	10/02/26	PURCHASE	50,000,000	0	50,000,000	0
OLD LINE FND LLC FLOATING COUPON 4.21000 MATURITY 20270402	04/02/27	10/02/26	10/02/26	PURCHASE	5,000,000	0	5,000,000	0
OLD LINE FND LLC FLOATING COUPON 4.24000 MATURITY 20270414	04/14/27	10/13/26	10/14/26	PURCHASE	50,000,000	0	50,000,000	0
OLD LINE FND LLC FLOATING COUPON 4.28000 MATURITY 20270712	07/12/27	10/05/26	10/05/26	PURCHASE	50,000,000	0	50,000,000	0
OLD LINE FND LLC FLOATING COUPON 4.28000 MATURITY 20270712	07/12/27	10/05/26	10/05/26	PURCHASE	50,000,000	0	50,000,000	0
OLD LINE FND LLC FLOATING COUPON 4.28000 MATURITY 20270712	07/12/27	10/05/26	10/05/26	PURCHASE	50,000,000	0	50,000,000	0
OLD LINE FND LLC FLOATING COUPON 4.28000 MATURITY 20270712	07/12/27	10/05/26	10/05/26	PURCHASE	50,000,000	0	50,000,000	0
PARK AVE COLL FLOATING COUPON 4.32000 MATURITY 20270720	07/20/27	10/20/26	10/20/26	PURCHASE	10,000,000	0	10,000,000	0
PARK AVE COLL FLOATING COUPON 4.32000 MATURITY 20270720	07/20/27	10/20/26	10/20/26	PURCHASE	50,000,000	0	50,000,000	0
Royal Bank of Canada Toronto TD 20261002	10/02/26	10/01/26	10/01/26	PURCHASE	205,000,000	0	205,000,000	0
Royal Bank of Canada Toronto TD 20261006	10/06/26	10/05/26	10/05/26	PURCHASE	190,000,000	0	190,000,000	0
Royal Bank of Canada Toronto TD 20261008	10/08/26	10/07/26	10/07/26	PURCHASE	185,000,000	0	185,000,000	0
Royal Bank of Canada Toronto TD 20261013	10/13/26	10/09/26	10/09/26	PURCHASE	180,000,000	0	180,000,000	0
Royal Bank of Canada Toronto TD 20261014	10/14/26	10/13/26	10/13/26	PURCHASE	185,000,000	0	185,000,000	0
Royal Bank of Canada Toronto TD 20261019	10/19/26	10/16/26	10/16/26	PURCHASE	185,000,000	0	185,000,000	0
Royal Bank of Canada Toronto TD 20261022	10/22/26	10/21/26	10/21/26	PURCHASE	170,000,000	0	170,000,000	0
Royal Bank of Canada Toronto TD 20261023	10/23/26	10/22/26	10/22/26	PURCHASE	170,000,000	0	170,000,000	0
Royal Bank of Canada Toronto TD 20261027	10/27/26	10/26/26	10/26/26	PURCHASE	170,000,000	0	170,000,000	0
ROYAL BANK OF CANADTD 20261005	10/05/26	10/02/26	10/02/26	PURCHASE	195,000,000	0	195,000,000	0
ROYAL BANK OF CANADTD 20261007	10/07/26	10/06/26	10/06/26	PURCHASE	190,000,000	0	190,000,000	0
ROYAL BANK OF CANADTD 20261009	10/09/26	10/08/26	10/08/26	PURCHASE	185,000,000	0	185,000,000	0
ROYAL BANK OF CANADTD 20261015	10/15/26	10/14/26	10/14/26	PURCHASE	185,000,000	0	185,000,000	0
ROYAL BANK OF CANADTD 20261016	10/16/26	10/15/26	10/15/26	PURCHASE	200,000,000	0	200,000,000	0
ROYAL BANK OF CANADTD 20261020	10/20/26	10/19/26	10/19/26	PURCHASE	190,000,000	0	190,000,000	0
ROYAL BANK OF CANADTD 20261021	10/21/26	10/20/26	10/20/26	PURCHASE	185,000,000	0	185,000,000	0
ROYAL BANK OF CANADTD 20261026	10/26/26	10/23/26	10/23/26	PURCHASE	170,000,000	0	170,000,000	0
ROYAL BANK OF CANADTD 20261028	10/28/26	10/27/26	10/27/26	PURCHASE	180,000,000	0	180,000,000	0
ROYAL BK CAN NY FLOATING COUPON 4.340000 MATURITY 20271021	10/21/27	10/21/26	10/21/26	PURCHASE	50,000,000	0	50,000,000	0
Salisbury Receivables Company LLC CPABS4-2 20261112	11/12/26	10/08/26	10/08/26	PURCHASE	50,000,000	0	49,802,639	0
Salisbury Receivables Company LLC CPABS4-2 20261112	11/12/26	10/08/26	10/08/26	PURCHASE	50,000,000	0	49,802,639	0
Salisbury Receivables Company LLC CPABS4-2 20261112	11/12/26	10/08/26	10/08/26	PURCHASE	25,000,000	0	24,901,320	0
Salisbury Receivables Company LLC CPABS4-2 20270113	01/13/27	10/13/26	10/13/26	PURCHASE	50,000,000	0	49,451,834	0
Salisbury Receivables Company LLC CPABS4-2 20270113	01/13/27	10/13/26	10/13/26	PURCHASE	10,000,000	0	9,890,367	0
Sheffield Receivables Company LLC CPABS4-2 20270201	02/01/27	10/29/26	10/29/26	PURCHASE	50,000,000	0	49,428,681	0
Sheffield Receivables Company LLC CPABS4-2 20270201	02/01/27	10/29/26	10/29/26	PURCHASE	50,000,000	0	49,428,681	0
Sheffield Receivables Company LLC CPABS4-2 20270201	02/01/27	10/29/26	10/29/26	PURCHASE	50,000,000	0	49,428,681	0
Sheffield Receivables Company LLC CPABS4-2 20270201	02/01/27	10/29/26	10/29/26	PURCHASE	50,000,000	0	49,428,681	0
Sheffield Receivables Company LLC CPABS4-2 20270201	02/01/27	10/29/26	10/29/26	PURCHASE	20,000,000	0	19,771,472	0
Sheffield Receivables Company LLC CPABS4-2 20270201	02/01/27	10/29/26	10/29/26	PURCHASE	50,000,000	0	49,428,681	0
Societe Generale Paris CP4-2 20261002	10/02/26	10/01/26	10/01/26	PURCHASE	30,000,000	0	29,996,775	0
Starbird Funding Corp. CPABS4-2 20261002	10/02/26	10/01/26	10/01/26	PURCHASE	50,000,000	0	49,994,611	0
Starbird Funding Corp. CPABS4-2 20261002	10/02/26	10/01/26	10/01/26	PURCHASE	50,000,000	0	49,994,611	0
Starbird Funding Corp. CPABS4-2 20261007	10/07/26	10/06/26	10/06/26	PURCHASE	50,000,000	0	49,994,611	0
Starbird Funding Corp. CPABS4-2 20261007	10/07/26	10/06/26	10/06/26	PURCHASE	50,000,000	0	49,994,611	0
Starbird Funding Corp. CPABS4-2 20261007	10/07/26	10/06/26	10/06/26	PURCHASE	50,000,000	0	49,994,611	0
Starbird Funding Corp. CPABS4-2 20261007	10/07/26	10/06/26	10/06/26	PURCHASE	50,000,000	0	49,994,611	0
Starbird Funding Corp. CPABS4-2 20261007	10/07/26	10/06/26	10/06/26	PURCHASE	50,000,000	0	49,994,611	0
Starbird Funding Corp. CPABS4-2 20261007	10/07/26	10/06/26	10/06/26	PURCHASE	50,000,000	0	49,994,611	0
Starbird Funding Corp. CPABS4-2 20261008	10/08/26	10/07/26	10/07/26	PURCHASE	25,000,000	0	24,997,306	0
Starbird Funding Corp. CPABS4-2 20261016	10/16/26	10/15/26	10/15/26	PURCHASE	50,000,000	0	49,994,611	0
Starbird Funding Corp. CPABS4-2 20261016	10/16/26	10/15/26	10/15/26	PURCHASE	50,000,000	0	49,994,611	0
Starbird Funding Corp. CPABS4-2 20261016	10/16/26	10/15/26	10/15/26	PURCHASE	50,000,000	0	49,994,611	0
Starbird Funding Corp. CPABS4-2 20261021	10/21/26	10/20/26	10/20/26	PURCHASE	50,000,000	0	49,994,611	0
Starbird Funding Corp. CPABS4-2 20261022	10/22/26	10/21/26	10/21/26	PURCHASE	50,000,000	0	49,994,611	0
Starbird Funding Corp. CPABS4-2 20261023	10/23/26	10/22/26	10/22/26	PURCHASE	50,000,000	0	49,994,611	0
Starbird Funding Corp. CPABS4-2 20261023	10/23/26	10/22/26	10/22/26	PURCHASE	50,000,000	0	49,994,611	0
Starbird Funding Corp. CPABS4-2 20261023	10/23/26	10/22/26	10/22/26	PURCHASE	50,000,000	0	49,994,611	0
Starbird Funding Corp. CPABS4-2 20261023	10/23/26	10/22/26	10/22/26	PURCHASE	50,000,000	0	49,994,611	0
Starbird Funding Corp. CPABS4-2 20261023	10/23/26	10/22/26	10/22/26	PURCHASE	50,000,000	0	49,994,611	0
Starbird Funding Corp. CPABS4-2 20261026	10/26/26	10/23/26	10/23/26	PURCHASE	15,000,000	0	14,995,113	0
Starbird Funding Corp. CPABS4-2 20261026	10/26/26	10/23/26	10/23/26	PURCHASE	50,000,000	0	49,983,709	0
Starbird Funding Corp. CPABS4-2 20261027	10/27/26	10/26/26	10/26/26	PURCHASE	50,000,000	0	49,994,556	0

TRADING ACTIVITY FOR OCTOBER 2026

Issue Description	Maturity Date	Trade Date	settlement dt	Transaction	Quantity	Traded Interest Local	Net Amount Local	Total Real G/L
Starbird Funding Corp. CPABS4-2 20261027	10/27/26	10/26/26	10/26/26	PURCHASE	50,000,000	0	49,994,556	0
Starbird Funding Corp. CPABS4-2 20261027	10/27/26	10/26/26	10/26/26	PURCHASE	50,000,000	0	49,994,556	0
Starbird Funding Corp. CPABS4-2 20261028	10/28/26	10/27/26	10/27/26	PURCHASE	50,000,000	0	49,994,514	0
Starbird Funding Corp. CPABS4-2 20261029	10/29/26	10/28/26	10/28/26	PURCHASE	50,000,000	0	49,994,556	0
Starbird Funding Corp. CPABS4-2 20261029	10/29/26	10/28/26	10/28/26	PURCHASE	50,000,000	0	49,994,556	0
Starbird Funding Corp. CPABS4-2 20261030	10/30/26	10/29/26	10/29/26	PURCHASE	50,000,000	0	49,994,556	0
Starbird Funding Corp. CPABS4-2 20261030	10/30/26	10/29/26	10/29/26	PURCHASE	43,500,000	0	43,495,263	0
Starbird Funding Corp. CPABS4-2 20261030	10/30/26	10/29/26	10/29/26	PURCHASE	50,000,000	0	49,994,556	0
Starbird Funding Corp. CPABS4-2 20261030	10/30/26	10/29/26	10/29/26	PURCHASE	50,000,000	0	49,994,556	0
Starbird Funding Corp. CPABS4-2 20261030	10/30/26	10/29/26	10/29/26	PURCHASE	50,000,000	0	49,994,556	0
Starbird Funding Corp. CPABS4-2 20261030	10/30/26	10/29/26	10/29/26	PURCHASE	50,000,000	0	49,994,556	0
Starbird Funding Corp. CPABS4-2 20261030	10/30/26	10/29/26	10/29/26	PURCHASE	50,000,000	0	49,994,556	0
Starbird Funding Corp. CPABS4-2 20261102	11/02/26	10/30/26	10/30/26	PURCHASE	50,000,000	0	49,983,667	0
Starbird Funding Corp. CPABS4-2 20261102	11/02/26	10/30/26	10/30/26	PURCHASE	50,000,000	0	49,983,667	0
Starbird Funding Corp. CPABS4-2 20261102	11/02/26	10/30/26	10/30/26	PURCHASE	50,000,000	0	49,983,667	0
Starbird Funding Corp. CPABS4-2 20261102	11/02/26	10/30/26	10/30/26	PURCHASE	50,000,000	0	49,983,667	0
Sumitomo Mitsui Trust Bank Ltd. ECD(USD)	01/29/27	10/27/26	10/29/26	PURCHASE	200,000,000	0	197,783,614	0
Thunder Bay Funding LLC CPABS4-2 20261021	10/21/26	10/14/26	10/14/26	PURCHASE	5,000,000	0	4,996,189	0
Thunder Bay Funding LLC CPABS4-2 20261021	10/21/26	10/14/26	10/14/26	PURCHASE	50,000,000	0	49,961,889	0
TORONTO DOMIN NY FLOATING COUPON 4.310000 MATURITY 20271101	11/01/27	10/01/26	10/01/26	PURCHASE	15,000,000	0	15,000,000	0
TORONTO DOMIN NY FLOATING COUPON 4.310000 MATURITY 20271101	11/01/27	10/01/26	10/01/26	PURCHASE	50,000,000	0	50,000,000	0
TORONTO DOMIN NY FLOATING COUPON 4.330000 MATURITY 20271105	11/05/27	10/05/26	10/05/26	PURCHASE	40,000,000	0	40,000,000	0
TORONTO DOMIN NY FLOATING COUPON 4.330000 MATURITY 20271105	11/05/27	10/05/26	10/05/26	PURCHASE	50,000,000	0	50,000,000	0
TotalEnergies Capital S.A. CP4-2 20261105	11/05/26	10/29/26	10/29/26	PURCHASE	20,000,000	0	19,984,678	0
TOYOTA MTR CRED FLOATING COUPON 4.310000 MATURITY 20271008	10/08/27	10/05/26	10/08/26	PURCHASE	50,000,000	0	50,000,000	0
TOYOTA MTR CRED FLOATING COUPON 4.310000 MATURITY 20271008	10/08/27	10/05/26	10/08/26	PURCHASE	25,000,000	0	25,000,000	0
UnitedHealth Group Inc. CP4-2 20261006	10/06/26	10/05/26	10/05/26	PURCHASE	36,000,000	0	35,996,100	0
UnitedHealth Group Inc. CP4-2 20261006	10/06/26	10/05/26	10/05/26	PURCHASE	50,000,000	0	49,994,584	0
UnitedHealth Group Inc. CP4-2 20261021	10/21/26	10/20/26	10/20/26	PURCHASE	50,000,000	0	49,994,584	0
UnitedHealth Group Inc. CP4-2 20261021	10/21/26	10/20/26	10/20/26	PURCHASE	50,000,000	0	49,994,584	0
UnitedHealth Group Inc. CP4-2 20261021	10/21/26	10/20/26	10/20/26	PURCHASE	35,000,000	0	34,996,208	0
UnitedHealth Group Inc. CP4-2 20261021	10/21/26	10/20/26	10/20/26	PURCHASE	50,000,000	0	49,994,584	0
UnitedHealth Group Inc. CP4-2 20261102	11/02/26	10/29/26	10/29/26	PURCHASE	50,000,000	0	49,978,056	0
UnitedHealth Group Inc. CP4-2 20261102	11/02/26	10/29/26	10/29/26	PURCHASE	36,000,000	0	35,984,200	0
UnitedHealth Group Inc. CP4-2 20261102	11/02/26	10/29/26	10/29/26	PURCHASE	50,000,000	0	49,978,056	0
Walmart Inc. 20261023	10/23/26	10/22/26	10/22/26	PURCHASE	50,000,000	0	49,994,584	0
Walmart Inc. 20261023	10/23/26	10/22/26	10/22/26	PURCHASE	50,000,000	0	49,994,584	0
Walmart Inc. 20261023	10/23/26	10/22/26	10/22/26	PURCHASE	50,000,000	0	49,994,584	0
Walmart Inc. 20261023	10/23/26	10/22/26	10/22/26	PURCHASE	50,000,000	0	49,994,584	0
WELLS FARGO BANK FLOATING COUPON 4.230000 MATURITY 20270427	04/27/27	10/19/26	10/20/26	PURCHASE	40,000,000	0	40,000,000	0
DREY-GVT CSH-I	08/01/54	09/02/26	09/02/26	SELL	4,480,750	0	4,480,750	0
DREY-GVT CSH-I	08/01/54	09/03/26	09/03/26	SELL	1,324,886	0	1,324,886	0
DREY-GVT CSH-I	08/01/54	09/09/26	09/09/26	SELL	4,233,772	0	4,233,772	0
DREY-GVT CSH-I	08/01/54	09/11/26	09/11/26	SELL	1,089,133	0	1,089,133	0
DREY-GVT CSH-I	08/01/54	09/15/26	09/15/26	SELL	348,684	0	348,684	0
DREY-GVT CSH-I	08/01/54	09/16/26	09/16/26	SELL	2,822,329	0	2,822,329	0
DREY-GVT CSH-I	08/01/54	09/21/26	09/21/26	SELL	1,558,148	0	1,558,148	0
DREY-GVT CSH-I	08/01/54	09/23/26	09/23/26	SELL	979,415	0	979,415	0
DREY-GVT CSH-I	08/01/54	09/24/26	09/24/26	SELL	1,169,541	0	1,169,541	0
DREY-GVT CSH-I	08/01/54	09/25/26	09/25/26	SELL	1,063,496	0	1,063,496	0
DREY-GVT CSH-I	08/01/54	10/02/26	10/02/26	SELL	5,502,299	0	5,502,299	0
DREY-GVT CSH-I	08/01/54	10/07/26	10/07/26	SELL	3,098,983	0	3,098,983	0
DREY-GVT CSH-I	08/01/54	10/09/26	10/09/26	SELL	2,585,986	0	2,585,986	0
DREY-GVT CSH-I	08/01/54	10/14/26	10/14/26	SELL	2,433,085	0	2,433,085	0
DREY-GVT CSH-I	08/01/54	10/15/26	10/15/26	SELL	4,331,540	0	4,331,540	0
DREY-GVT CSH-I	08/01/54	10/21/26	10/21/26	SELL	231,627	0	231,627	0
DREY-GVT CSH-I	08/01/54	10/22/26	10/22/26	SELL	4,000,577	0	4,000,577	0
DREY-GVT CSH-I	08/01/54	10/27/26	10/27/26	SELL	516,215	0	516,215	0
DREY-GVT CSH-I	08/01/54	10/28/26	10/28/26	SELL	353,503	0	353,503	0
DREY-GVT CSH-I	08/01/54	10/29/26	10/29/26	SELL	1,887,704	0	1,887,704	0
						0	244,356,817,455	0

1801 Hermitage Boulevard, Suite 100
Tallahassee, Florida 32308
(850) 488-4406

https://prime.sbafla.com

Our Mission

Our mission is to provide superior investment management and trust services by proactively and comprehensively managing risk and adhering to the highest ethical, fiduciary, and professional standards.

Federated Hermes