



---

## **MONTHLY SUMMARY REPORT**

**State Board of Administration of Florida**

**June 30, 2025**

## **CONTENTS**

<b>3</b>	<b>INTRODUCTION</b>
<b>3</b>	<b>DISCLOSURE OF MATERIAL IMPACTS</b>
<b>3</b>	<b>FACTS-AT-A-GLANCE</b>
<b>4</b>	<b>PORFOLIO MANAGER COMMENTARY</b>
<b>5</b>	<b>PORFOLIO COMPOSITION</b>
<b>6</b>	<b>FUND PERFORMANCE</b>
<b>7</b>	<b>PRIME ACCOUNT SUMMARY</b>
<b>8</b>	<b>INVENTORY OF HOLDINGS</b>
<b>14</b>	<b>PARTICIPANT CONCENTRATION</b>
<b>15</b>	<b>COMPLIANCE</b>
<b>16</b>	<b>TRADE ACTIVITY</b>

## **Past performance is no guarantee of future results.**

Views are as of the issue date and are subject to change based on market conditions and other factors. These views should not be construed as a recommendation for any specific security.

An investment in Florida PRIME is neither insured nor guaranteed by the Federal Deposit Insurance Corporation or any other government agency.

Although money market funds seek to preserve the value of your investment at \$1.00 per share, it is possible to lose money by investing in this fund.

## INTRODUCTION

This report is prepared for stakeholders in Florida PRIME in accordance with Section 218.409(6)(a), Florida Statutes. The statute requires:

- (1) Reporting of any material impacts on the funds and any actions or escalations taken by staff to address such impacts;
- (2) Presentation of a management summary that provides an analysis of the status of the current investment portfolio and the individual transactions executed over the last month; and
- (3) Preparation of the management summary “in a manner that will allow anyone to ascertain whether the investment activities during the reporting period have conformed to investment policies.”

This report, which covers the period from June 1, 2025, through June 30, 2025, has been prepared by the SBA with input from Federated Hermes (“Federated”), investment advisor for Florida PRIME in a format intended to comply with the statute.

## DISCLOSURE OF MATERIAL IMPACTS

During the reporting period, Florida PRIME was in material compliance with investment policy. There were no developments that had a material impact on the liquidity or operation of Florida PRIME. Details are available in the PRIME policy compliance table. This report also includes details on market conditions; fees; fund holdings, transactions and performance; and client composition.

### PRIME™ STATISTICS

(As of June 30, 2025)

Total Participants  
**855**

Florida PRIME™  
Total Participant Balance  
**\$27,630,058,589**

Total Number of Accounts  
**1,556**

**FACTS-AT-A-GLANCE** PRIME is an exclusive service for Florida governmental organizations, providing a cost-effective investment vehicle for their surplus funds. Florida PRIME, the Local Government Surplus Funds Trust Fund, is utilized by hundreds of governmental investors including state agencies, state universities and colleges, counties, cities, special districts, school boards, and other direct support organizations of the State of Florida.

Florida PRIME is a government investment pool that offers management by an industry leader in professional money management, conservative investment policies, an extensive governance framework, a Standard & Poor’s “AAAm” rating, full transparency, and best-in-class financial reporting.

## PORTFOLIO MANAGER COMMENTARY

---

One of the numerous costs of President Trump's assault on Federal Reserve Chair Powell is casting monetary policy as black and white. It might have seemed that way decades ago. Before Chair Bernanke essentially opened it to the public, the Fed was a black box. It communicated primarily through the Federal Open Market Committee (FOMC) statement and daily trading operations rather than through speeches, press conferences and Congressional testimony. But monetary policy is as gray as it gets in economics, involving as much opinion as data.

Trump's tirades also drown out healthy discussions about the central bank. Had he not issued a screed after the FOMC held rates steady last month, the main story might have been a growing restlessness among officials. Actually, it should be. No participant dissented from the decision, but the June Statement of Economic Projections (SEP) shifted subtly from March's, suggesting a potential divide. While the median "dot" of the fed funds rate remained at 3.9% — implying two quarter-point cuts this year — seven voters indicated zero cuts compared to four in March.

Powell's response to the shift was to downplay the significance of the dot plot. "No one holds these rate paths with a great deal of conviction...and you can make a case for any of the rate paths that you see in the SEP."

One could ask why policymakers bother to produce the SEP if they do not have "conviction." Perhaps

they actually don't, as there is speculation the Fed might alter the dot plot in its soon-to-be-released updated policy framework. In any case, it seems we won't see a rate cut until September.

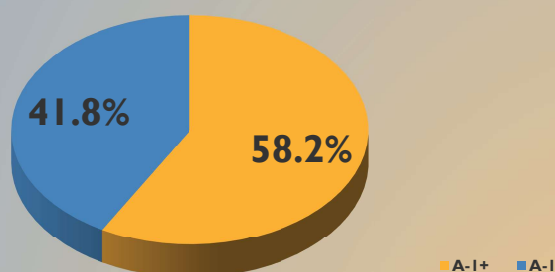
In the face of withering criticism, it would have behooved Powell to be resolute in his opinion that increased tariffs and intensified geopolitical conflicts could put upward pressure on inflation. After all, his stance has been to avoid the policy mistakes of the 1970s, when the Fed lowered rates too soon and inflation reaccelerated. On this point, he has the backing of most of the FOMC; members raised the Core PCE levels they expect to see in the near future.

One member who seems close to dissenting is Governor Christopher Waller. Citing the weakening labor market, he said he would support a rate cut at July's meeting. But he was appointed by Trump and might be auditioning to succeed Powell. Speaking of that, the Wall Street Journal reported that Trump might take a path we knew was possible: naming the person he will appoint to succeed the Fed chair far earlier than is typical. The newspaper floated Waller, Fed Governor Kevin Warsh, National Economic Council director Kevin Hassett, Treasury Secretary Scott Bessent and former World Bank President David Malpass. That's a lot of names, though. By the time it is sorted out, it already might be time to announce the nominee.

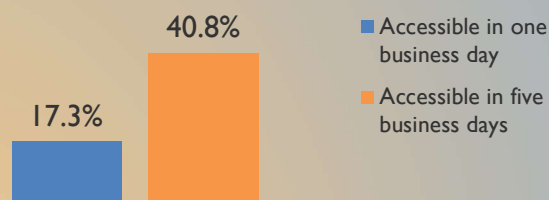
At the end of the month, yields on 1-, 3-, 6- and 12-month US Treasuries were 4.28%, 4.33%, 4.26% and 3.98%, respectively.

## PORTFOLIO COMPOSITION FOR JUNE 30 2025

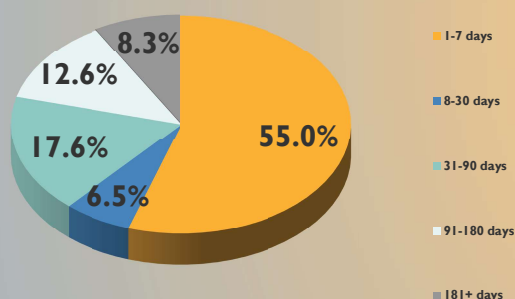
### CREDIT QUALITY COMPOSITION



### HIGHLY LIQUID HOLDINGS-11/26



### EFFECTIVE MATURITY SCHEDULE



### TOP HOLDINGS & AVG. MATURITY

1. National Bank of Canada	5.2%
2. Toronto Dominion Bank	5.1%
3. Australia & New Zealand Banking Group Ltd.	5.0%
4. Cooperatieve Rabobank UA	5.0%
5. Royal Bank of Canada	4.9%
6. ABN Amro Bank NV	4.9%
7. Sumitomo Mitsui Trust Holdings, Inc.	4.6%
8. Bank of America Corp.	4.5%
9. Mitsubishi UFJ Financial Group, Inc.	4.4%
10. Canadian Imperial Bank of Commerce	4.2%

### SEC Weighted Average Maturity (WAM)

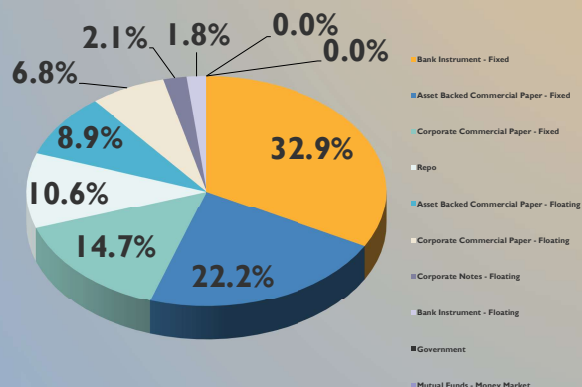
47 Days

### Weighted Average Life (Spread WAL)

80 Days

Percentages based on total value of investments

### PORTFOLIO COMPOSITION



## FUND PERFORMANCE THROUGH JUNE 2025

Florida PRIME Performance Data			
	Annualized Net Participant Yield <sup>1</sup>	Net-of-Fee Benchmark <sup>2</sup>	Above (Below) Benchmark
One Month	4.56%	4.37%	0.20%
Three Months	4.57%	4.38%	0.19%
One Year	4.93%	4.69%	0.24%
Three Years	4.89%	4.55%	0.34%
Five Years	3.02%	2.76%	0.26%
Ten Years	2.23%	1.97%	0.26%
Since 1/96	2.63%	2.40%	0.22%

Note: Net asset value at month end: \$27,630.5 million, which includes investments at market value, plus all cash, accrued interest receivable and payables.,

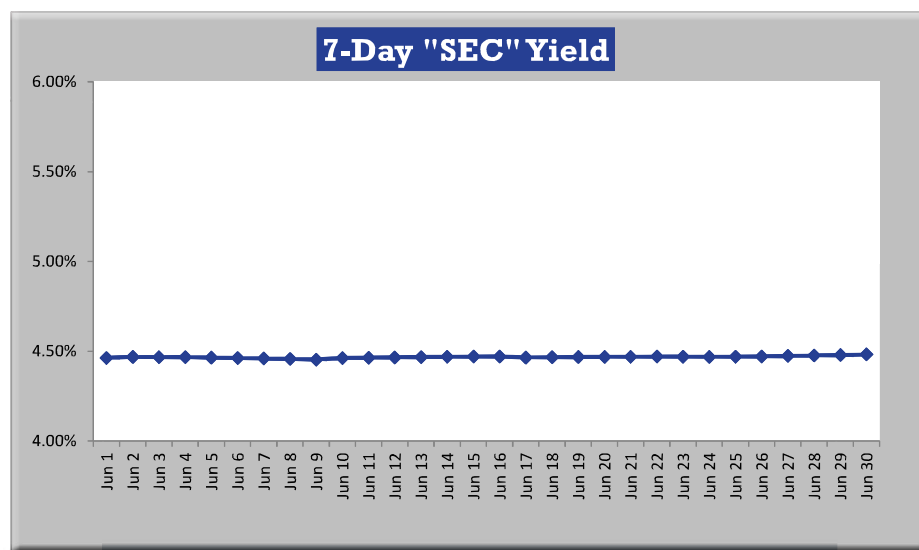
<sup>1</sup>Net of fees. Participant yield is calculated on a 365-day basis and includes adjustments for expenses and other accounting items to reflect realized earnings by participants.

<sup>2</sup>The net-of-fee benchmark is the S&P AAA/AA Rated GIP All 30-Day Net Index for all time periods.

### ABOUT ANNUALIZED YIELDS:

Performance data in the table and chart is annualized, meaning that the amounts are based on yields for the periods indicated, converted to their equivalent return based on actual days in a period, if obtained for a 12-month period.

For example, ignoring the effects of compounding, an investment that earns 0.10% over a 1-month period yields 1.20% on an annualized basis. Likewise, an investment that earns a total of 3.60% over three years yields 1.20% on an annualized basis, ignoring compounding.



The 7-Day "SEC" Yield in the chart is calculated in accordance with the yield methodology set forth by SEC Rule 2a-7 for money market funds. The 7-day yield = net income earned over a 7-day period / average units outstanding over the period / 7 times 365. Note that unlike other performance measures, the SEC yield does not include realized gains and losses from sales of securities.

## PRIME ACCOUNT SUMMARY FOR JUNE 2025

Summary of Cash Flows		
Opening Balance (06/01/25)	\$	29,091,700,710
Participant Deposits		2,229,129,731
Gross Earnings		103,984,283
Participant Withdrawals		(3,793,977,291)
Fees		(778,844)
Closing Balance (06/30/25)	\$	27,630,058,589
<b>Net Change over Month</b>	<b>\$</b>	<b>(1,461,642,121)</b>

Detailed Fee Disclosure		
June	Amount	Basis Point Equivalent*
SBA Client Service, Account Mgt. & Fiduciary Oversight Fee	\$ 231,002.56	0.98
Federated Investment Management Fee	498,129.12	2.11
BNY Mellon Custodial Fee**	31,491.76	0.13
Bank of America Transfer Agent Fee	9,513.95	0.04
S&P Rating Maintenance Fee	4,406.02	0.02
Audit/External Review Fees	4,300.19	0.02
<b>Total Fees</b>	<b>\$ 778,843.60</b>	<b>3.30</b>

\*The basis point equivalent is an annualized rate based on the dollar amount of fees charged for the month times 12, divided by an average of the fund's beginning and ending total value (amortized cost) for the month which was \$28,360,879,649.

\*\*All custodian banking fees are allocated based on both market value (size) and level of service accurately passing through all charges to pool participants. Charges may fluctuate month-to-month.

The data included in this report is unaudited.

## INVENTORY OF HOLDINGS FOR JUNE 2025

Security Name	Security Classification	Cpn	Maturity	Rate Reset	Par	Current Yield	Amort Cost (2)	Mkt Value (1)	Unrealized Gain/Loss
I320VV Jefferson LLC, Sep 01, 2060	VARIABLE RATE DEMAND NOTE	4.45	9/1/2060	7/3/2025	5,500,000	4.46	\$5,500,000	\$5,500,000	\$0
ABN Amro Bank NV, Amsterdam TD	TIME DEPOSIT	4.33	7/7/2025		1,380,000,000	4.39	\$1,380,000,000	\$1,380,000,000	\$0
AJC Capital, LLC, Jan 01, 2042	VARIABLE RATE DEMAND NOTE	4.40	1/1/2042	7/3/2025	5,530,000	4.40	\$5,530,000	\$5,530,000	\$0
ARI Fleet Lease Trust 2025-A, A1, 4.511%, 02/17/2026	ASSET BACKED NOTE	4.51	2/17/2026		15,529,497	0.00	\$15,529,497	\$15,527,066	-\$2,430
ASB Bank Ltd. CP4-2	COMMERCIAL PAPER - 4-2		7/24/2025		75,000,000	4.55	\$74,778,000	\$74,783,258	\$5,258
Albion Capital LLC CPABS4-2	COMMERCIAL PAPER - ABS- 4(2)		8/21/2025		24,052,000	4.54	\$23,898,094	\$23,897,678	-\$416
Albion Capital LLC CPABS4-2	COMMERCIAL PAPER - ABS- 4(2)		9/22/2025		8,000,000	4.53	\$7,917,493	\$7,917,830	\$336
Albion Capital LLC CPABS4-2	COMMERCIAL PAPER - ABS- 4(2)		9/25/2025		81,729,000	4.54	\$80,854,023	\$80,860,736	\$6,713
Anglesea Funding LLC CPABS4-2	COMMERCIAL PAPER - ABS- 4(2)		7/1/2025		300,000,000	4.41	\$299,963,750	\$299,963,820	\$70
Anglesea Funding LLC CPABS4-2	COMMERCIAL PAPER - ABS- 4(2)		7/2/2025		100,000,000	4.41	\$99,975,833	\$99,975,860	\$27
Anglesea Funding LLC CPABS4-2	COMMERCIAL PAPER - ABS- 4(2)		7/3/2025		50,000,000	4.58	\$49,981,583	\$49,981,880	\$297
Anglesea Funding LLC CPABS4-2	COMMERCIAL PAPER - ABS- 4(2)		8/8/2025		200,000,000	4.52	\$199,044,500	\$199,049,700	\$5,200
Anglesea Funding LLC CPABS4-2	COMMERCIAL PAPER - ABS- 4(2)		9/9/2025		45,000,000	4.51	\$44,609,500	\$44,609,414	-\$86
Anglesea Funding LLC CPABS4-2	COMMERCIAL PAPER - ABS- 4(2)		11/7/2025		50,000,000	4.53	\$49,210,972	\$49,208,565	-\$2,407
Anglesea Funding LLC, Nov 14, 2025	COMMERCIAL PAPER ASSET BACKED CALLABLE	4.58	11/14/2025	7/1/2025	80,000,000	4.64	\$80,000,000	\$80,000,000	\$0
Antalis S.A. CPABS4-2	COMMERCIAL PAPER - ABS- 4(2)		8/26/2025		70,460,000	4.51	\$69,966,897	\$69,966,230	-\$667
Archer I LLC, Jun 01, 2060	VARIABLE RATE DEMAND NOTE	4.45	6/1/2060	7/3/2025	18,000,000	4.51	\$18,000,000	\$18,000,000	\$0
Ascension Health Alliance Senior Credit Group CP	COMMERCIAL PAPER		7/16/2025		24,525,000	4.48	\$24,477,040	\$24,396,107	-\$80,933
Australia & New Zealand Banking Group, Melbourne TD	TIME DEPOSIT	4.33	7/2/2025		1,400,000,000	4.39	\$1,400,000,000	\$1,400,000,000	\$0
BNG Bank N.V. CP4-2	COMMERCIAL PAPER - 4-2		7/3/2025		74,000,000	4.40	\$73,973,298	\$73,973,641	\$343
BPCE SA CP4-2	COMMERCIAL PAPER - 4-2		8/1/2025		55,000,000	4.53	\$54,783,911	\$54,787,172	\$3,261
BPCE SA CP4-2	COMMERCIAL PAPER - 4-2		8/1/2025		80,000,000	4.53	\$79,685,689	\$79,690,432	\$4,743
BPCE SA CP4-2	COMMERCIAL PAPER - 4-2		9/2/2025		150,000,000	4.53	\$148,824,000	\$148,826,310	\$2,310
BPCE SA CP4-2	COMMERCIAL PAPER - 4-2		9/8/2025		50,000,000	4.51	\$49,572,222	\$49,571,900	-\$322
BWF Forge TL Properties Owner LLC, May 01, 2059	VARIABLE RATE DEMAND NOTE	4.45	5/1/2059	7/3/2025	28,500,000	4.40	\$28,500,000	\$28,500,000	\$0
Bank of America N.A. BNOTE	BANK NOTE	4.39	7/6/2026		65,000,000	4.40	\$65,000,000	\$65,066,509	\$66,509
Bank of America N.A. CD	CERTIFICATE OF DEPOSIT	4.50	1/2/2026		263,000,000	4.51	\$263,000,000	\$263,040,818	\$40,818
Bank of America N.A. CD	CERTIFICATE OF DEPOSIT	4.52	1/7/2026		265,000,000	4.53	\$265,000,000	\$265,081,488	\$81,488
Bank of America N.A. CD	CERTIFICATE OF DEPOSIT	4.43	11/7/2025		20,000,000	4.49	\$20,000,000	\$19,999,178	-\$822
Bank of America N.A. CD	CERTIFICATE OF DEPOSIT	4.46	11/25/2025		100,000,000	4.52	\$100,000,000	\$99,994,672	-\$5,328
Bank of America N.A. Triparty Repo Overnight Fixed	REPO TRIPARTY OVERNIGHT FIXED	4.40	7/1/2025		1,782,000,000	4.46	\$1,782,000,000	\$1,782,000,000	\$0
Bank of America N.A., Apr 02, 2026	VARIABLE RATE BANK NOTE	4.68	4/2/2026	7/1/2025	140,000,000	4.75	\$140,000,000	\$139,988,107	-\$11,893
Bank of America N.A., Jul 31, 2025	VARIABLE RATE CERTIFICATE OF DEPOSIT	4.75	7/31/2025	7/1/2025	100,000,000	4.82	\$100,000,000	\$100,025,390	\$25,390
Bank of Montreal	CALLABLE CERTIFICATE OF DEPOSIT	4.83	6/8/2026	7/1/2025	80,000,000	4.90	\$80,000,000	\$80,000,000	\$0
Bank of Montreal	CALLABLE COMMERCIAL PAPER	4.70	4/13/2026	7/1/2025	200,000,000	4.77	\$200,000,000	\$200,000,000	\$0
Bank of Montreal, Apr 08, 2026	VARIABLE RATE COMMERCIAL PAPER - 4-2	4.84	4/8/2026	7/1/2025	110,000,000	4.91	\$110,000,000	\$110,138,468	\$138,468
Bank of Nova Scotia, Feb 04, 2026	VARIABLE RATE COMMERCIAL PAPER - 4-2	4.70	2/4/2026	7/1/2025	250,000,000	4.77	\$250,000,000	\$250,141,050	\$141,050
Bank of Nova Scotia, Toronto CP4-2	COMMERCIAL PAPER - 4-2		12/3/2025		100,000,000	4.57	\$98,115,000	\$98,144,490	\$29,490
Bank of Nova Scotia, Toronto Repo Triparty Overnight Fixed	REPO TRIPARTY OVERNIGHT FIXED	4.40	7/1/2025		700,000,000	4.46	\$700,000,000	\$700,000,000	\$0
Barton Capital S.A. CPABS4-2	COMMERCIAL PAPER - ABS- 4(2)		7/15/2025		20,000,000	4.47	\$19,963,333	\$19,963,608	\$275
Bedford Row Funding Corp. CPABS4-2	COMMERCIAL PAPER - ABS- 4(2)		11/6/2025		100,000,000	4.46	\$98,459,167	\$98,437,310	-\$21,857

See notes at end of table.



# INVENTORY OF HOLDINGS FOR JUNE 2025

Security Name	Security Classification	Cpn	Maturity	Rate Reset	Par	Current Yield	Amort Cost (2)	Mkt Value (1)	Unrealized Gain/Loss
Bedford Row Funding Corp. CPABS4-2	COMMERCIAL PAPER - ABS- 4(2)		1/7/2026		180,000,000	4.50	\$175,864,850	\$175,931,262	\$66,412
Bedford Row Funding Corp., Aug 26, 2025	VARIABLE RATE COMMERCIAL PAPER-ABS-4(2)	4.59	8/26/2025	7/1/2025	200,000,000	4.65	\$200,000,000	\$200,000,000	\$0
Bedford Row Funding Corp., Nov 12, 2025	VARIABLE RATE COMMERCIAL PAPER-ABS-4(2)	4.62	11/12/2025	7/1/2025	50,000,000	4.68	\$50,000,000	\$50,000,000	\$0
Bedford Row Funding Corp., Oct 09, 2025	VARIABLE RATE COMMERCIAL PAPER-ABS-4(2)	4.66	10/9/2025	7/1/2025	100,000,000	4.72	\$100,000,000	\$100,000,000	\$0
Bennington Stark Capital Co., LLC CPABS4-2	COMMERCIAL PAPER - ABS- 4(2)		7/2/2025		200,000,000	4.41	\$199,951,667	\$199,951,860	\$193
Bennington Stark Capital Co., LLC CPABS4-2	COMMERCIAL PAPER - ABS- 4(2)		7/25/2025		127,000,000	4.47	\$126,612,826	\$126,613,107	\$281
Bennington Stark Capital Co., LLC CPABS4-2	COMMERCIAL PAPER - ABS- 4(2)		8/5/2025		59,898,000	4.48	\$59,635,048	\$59,635,168	\$120
BofA Securities, Inc. CP4-2	COMMERCIAL PAPER - 4-2		7/9/2025		280,000,000	4.56	\$279,688,500	\$279,695,556	\$7,056
Canadian Imperial Bank of Commerce CDYAN	CERTIFICATE OF DEPOSIT - YANKEE	4.17	10/1/2025		256,000,000	4.20	\$256,000,000	\$255,737,395	-\$262,605
Canadian Imperial Bank of Commerce CDYAN	CERTIFICATE OF DEPOSIT - YANKEE	4.46	10/8/2025		150,000,000	4.48	\$150,000,000	\$149,949,645	-\$50,355
Canadian Imperial Bank of Commerce CDYAN	CERTIFICATE OF DEPOSIT - YANKEE	4.57	12/4/2025		200,000,000	4.59	\$200,000,000	\$200,071,260	\$71,260
Canadian Imperial Bank of Commerce CDYAN	CERTIFICATE OF DEPOSIT - YANKEE	4.52	3/4/2026		200,000,000	4.52	\$200,000,000	\$200,255,520	\$255,520
Canadian Imperial Bank of Commerce CP4-2	COMMERCIAL PAPER - 4-2		11/12/2025		100,000,000	4.65	\$98,341,750	\$98,373,480	\$31,730
Canadian Imperial Bank of Commerce CP4-2	COMMERCIAL PAPER - 4-2		5/12/2026		100,000,000	4.41	\$96,304,556	\$96,439,730	\$135,174
Canadian Imperial Bank of Commerce, Apr 07, 2026	VARIABLE RATE CERTIFICATE OF DEPOSIT	4.69	4/7/2026	7/1/2025	100,000,000	4.76	\$100,000,000	\$100,000,000	\$0
Canadian Imperial Bank of Commerce, Apr 21, 2026	VARIABLE RATE CERTIFICATE OF DEPOSIT	4.71	4/21/2026	7/1/2025	70,000,000	4.78	\$70,000,000	\$70,029,750	\$29,750
Chariot Funding LLC, Dec 01, 2025	COMMERCIAL PAPER ASSET BACKED CALLABLE	4.66	12/1/2025	7/1/2025	125,000,000	4.72	\$125,000,000	\$125,000,000	\$0
Chesham Finance LLC Series III CPABS4-2	COMMERCIAL PAPER - ABS- 4(2)		7/1/2025		150,000,000	4.41	\$149,981,875	\$149,981,910	\$35
Chesham Finance LLC Series III CPABS4-2	COMMERCIAL PAPER - ABS- 4(2)		7/8/2025		150,000,000	4.41	\$149,873,125	\$149,873,126	\$0
Chesham Finance LLC Series IV CPABS4-2	COMMERCIAL PAPER - ABS- 4(2)		7/1/2025		191,000,000	4.41	\$190,976,921	\$190,976,965	\$45
Chesham Finance LLC Series IV CPABS4-2	COMMERCIAL PAPER - ABS- 4(2)		7/8/2025		182,000,000	4.41	\$181,846,058	\$181,846,059	\$1
Citigroup Global Markets, Inc. CP4-2	COMMERCIAL PAPER - 4-2		8/18/2025		75,000,000	4.68	\$74,543,688	\$74,551,680	\$7,993
City Furniture, Inc., Aug 01, 2044	VARIABLE RATE DEMAND NOTE	4.40	8/1/2044	7/3/2025	74,700,000	4.40	\$74,700,000	\$74,700,000	\$0
Collateralized Commercial Paper FLEX Co., LLC, Nov 07, 2025	COMMERCIAL PAPER ASSET BACKED CALLABLE	4.69	11/7/2025	7/1/2025	70,000,000	4.76	\$70,000,000	\$70,000,000	\$0
Collateralized Commercial Paper FLEX Co., LLC, Oct 27, 2025	COMMERCIAL PAPER ASSET BACKED CALLABLE	4.69	10/27/2025	7/1/2025	230,000,000	4.76	\$230,000,000	\$230,000,000	\$0
Collateralized Commercial Paper FLEX Co., LLC, Oct 30, 2025	COMMERCIAL PAPER ASSET BACKED CALLABLE	4.69	10/30/2025	7/1/2025	25,000,000	4.76	\$25,000,000	\$25,001,454	\$1,454
Collateralized Commercial Paper V Co. LLC, Dec 01, 2025	COMMERCIAL PAPER ASSET BACKED CALLABLE	4.65	12/1/2025	7/1/2025	150,000,000	4.71	\$150,000,000	\$150,000,000	\$0
Collateralized Commercial Paper V Co. LLC, Dec 04, 2025	COMMERCIAL PAPER ASSET BACKED CALLABLE	4.65	12/4/2025	7/1/2025	200,000,000	4.71	\$200,000,000	\$200,004,124	\$4,124
Collateralized Commercial Paper V Co. LLC, Oct 06, 2025	COMMERCIAL PAPER ASSET BACKED CALLABLE	4.74	10/6/2025	7/1/2025	140,000,000	4.81	\$140,000,000	\$140,003,287	\$3,287
Cooperative Rabobank UA TD	TIME DEPOSIT	4.33	7/1/2025		690,000,000	4.39	\$690,000,000	\$690,000,000	\$0
Cooperative Rabobank UA TD	TIME DEPOSIT	4.33	7/2/2025		700,000,000	4.39	\$700,000,000	\$700,000,000	\$0
Credit Agricole Corporate and Investment Bank CDYAN	CERTIFICATE OF DEPOSIT - YANKEE	4.47	7/31/2025		176,875,000	4.51	\$176,877,180	\$176,893,466	\$16,285

See notes at end of table.

## INVENTORY OF HOLDINGS FOR JUNE 2025

Security Name	Security Classification	Cpn	Maturity	Rate Reset	Par	Current Yield	Amort Cost (2)	Mkt Value (1)	Unrealized Gain/Loss
Credit Agricole S.A. ECD(USD)	EURO CERTIFICATE OF DEPOSIT	0.00	8/8/2025		100,000,000	4.55	\$99,519,101	\$99,522,376	\$3,275
Credit Agricole S.A. ECD(USD)	EURO CERTIFICATE OF DEPOSIT	4.50	9/2/2025		100,000,000	4.56	\$100,000,000	\$100,000,000	\$0
DNB Bank ASA CP4-2	COMMERCIAL PAPER - 4-2		11/3/2025		100,000,000	4.42	\$98,507,250	\$98,495,200	-\$12,050
Dino P. Kanelos Irrevocable Trust, Sep 01, 2041	VARIABLE RATE DEMAND NOTE	4.40	9/1/2041	7/3/2025	4,515,000	4.40	\$4,515,000	\$4,515,000	\$0
Dreyfus Government Cash Management Fund	OVERNIGHT MUTUAL FUND	4.15	7/1/2025		0	4.21	\$0	\$0	\$0
EDMC Group, Inc., (Series 2024-2) , Dec 01, 2054	VARIABLE RATE DEMAND NOTE	4.37	12/1/2054	7/3/2025	27,000,000	4.43	\$27,000,000	\$27,000,000	\$0
Fairway Finance Co. LLC CPABS4-2	COMMERCIAL PAPER - ABS- 4(2)		12/18/2025		35,000,000	4.52	\$34,275,981	\$34,279,308	\$3,327
Falcon Asset Funding LLC CPABS4-2	COMMERCIAL PAPER - ABS- 4(2)		7/18/2025		50,000,000	4.45	\$49,890,750	\$49,890,760	\$10
Falcon Asset Funding LLC, Feb 10, 2026	COMMERCIAL PAPER ASSET BACKED CALLABLE	4.70	2/10/2026	7/1/2025	158,000,000	4.77	\$158,000,000	\$158,000,000	\$0
Falcon Asset Funding LLC, Oct 17, 2025	COMMERCIAL PAPER ASSET BACKED CALLABLE	4.65	10/17/2025	7/1/2025	85,000,000	4.71	\$85,000,000	\$85,000,000	\$0
GTA Funding LLC CPABS4-2	COMMERCIAL PAPER - ABS- 4(2)		8/7/2025		30,000,000	4.51	\$29,860,667	\$29,861,130	\$463
GTA Funding LLC CPABS4-2	COMMERCIAL PAPER - ABS- 4(2)		9/17/2025		73,875,000	4.48	\$73,173,044	\$73,161,264	-\$11,780
GTA Funding LLC CPABS4-2	COMMERCIAL PAPER - ABS- 4(2)		11/4/2025		85,000,000	4.49	\$83,701,601	\$83,682,713	-\$18,889
Gotham Funding Corp. CPABS4-2	COMMERCIAL PAPER - ABS- 4(2)		7/30/2025		125,000,000	4.52	\$124,540,625	\$124,543,750	\$3,125
Gotham Funding Corp. CPABS4-2	COMMERCIAL PAPER - ABS- 4(2)		8/22/2025		15,000,000	4.51	\$14,902,944	\$14,903,054	\$110
Gotham Funding Corp. CPABS4-2	COMMERCIAL PAPER - ABS- 4(2)		9/3/2025		175,000,000	4.51	\$173,612,882	\$173,612,355	-\$527
Great America Leasing Receivables 2025-1, A1, 4.462%, 03/16/2026	ASSET BACKED NOTE	4.46	3/16/2026		10,476,506	0.00	\$10,476,506	\$10,472,749	-\$3,757
Great Bear Funding LLC CPABS4-2	COMMERCIAL PAPER - ABS- 4(2)		7/2/2025		25,000,000	4.40	\$24,993,972	\$24,993,955	-\$17
Great Bear Funding LLC CPABS4-2	COMMERCIAL PAPER - ABS- 4(2)		7/2/2025		20,000,000	4.41	\$19,995,167	\$19,995,164	-\$3
HSBC Securities (USA), Inc. Repo Tri Party Overnight Fixed	REPO TRIPARTY OVERNIGHT FIXED	4.40	7/1/2025		400,000,000	4.46	\$400,000,000	\$400,000,000	\$0
HW Hellman Building, LP, Mar 01, 2062	VARIABLE RATE DEMAND NOTE	4.45	3/1/2062	7/3/2025	50,000,000	4.40	\$50,000,000	\$50,000,000	\$0
ING (U.S.) Funding LLC CP	COMMERCIAL PAPER		11/4/2025		65,000,000	4.50	\$64,000,228	\$63,999,728	-\$500
ING (U.S.) Funding LLC CP4-2	COMMERCIAL PAPER - 4-2		8/22/2025		95,000,000	4.51	\$94,384,611	\$94,385,588	\$976
LMA-Americas LLC CPABS4-2	COMMERCIAL PAPER - ABS- 4(2)		7/9/2025		50,800,000	4.48	\$50,744,501	\$50,744,572	\$71
LMA-Americas LLC CPABS4-2	COMMERCIAL PAPER - ABS- 4(2)		7/10/2025		50,000,000	4.48	\$49,939,306	\$49,939,355	\$49
LMA-Americas LLC CPABS4-2	COMMERCIAL PAPER - ABS- 4(2)		7/21/2025		50,000,000	4.53	\$49,871,083	\$49,872,185	\$1,102
LMA-Americas LLC CPABS4-2	COMMERCIAL PAPER - ABS- 4(2)		7/25/2025		51,300,000	4.53	\$51,142,538	\$51,143,602	\$1,064
LMA-Americas LLC CPABS4-2	COMMERCIAL PAPER - ABS- 4(2)		9/2/2025		50,700,000	4.51	\$50,303,413	\$50,304,195	\$782
LMA-Americas LLC CPABS4-2	COMMERCIAL PAPER - ABS- 4(2)		9/15/2025		60,000,000	4.51	\$59,435,333	\$59,435,892	\$559
LMA-Americas LLC CPABS4-2	COMMERCIAL PAPER - ABS- 4(2)		10/2/2025		45,700,000	4.51	\$45,174,958	\$45,175,117	\$159
LMA-Americas LLC CPABS4-2	COMMERCIAL PAPER - ABS- 4(2)		10/3/2025		50,500,000	4.51	\$49,913,639	\$49,913,862	\$223
La Fayette Asset Securitization LLC CPABS4-2	COMMERCIAL PAPER - ABS- 4(2)		9/17/2025		100,000,000	4.51	\$99,034,444	\$99,035,250	\$806
La Fayette Asset Securitization LLC CPABS4-2	COMMERCIAL PAPER - ABS- 4(2)		9/18/2025		75,000,000	4.53	\$74,263,333	\$74,267,220	\$3,887
La Fayette Asset Securitization LLC CPABS4-2	COMMERCIAL PAPER - ABS- 4(2)		9/24/2025		50,000,000	4.52	\$49,474,444	\$49,474,605	\$161
Lion Bay Funding LLC CPABS4-2	COMMERCIAL PAPER - ABS- 4(2)		7/1/2025		30,000,000	4.39	\$29,996,392	\$29,996,388	-\$4
Lion Bay Funding LLC CPABS4-2	COMMERCIAL PAPER - ABS- 4(2)		7/2/2025		25,000,000	4.40	\$24,993,972	\$24,993,978	\$5
Longship Funding LLC CPABS4-2	COMMERCIAL PAPER - ABS- 4(2)		8/5/2025		225,000,000	4.49	\$224,010,000	\$224,015,400	\$5,400
MUFG Bank Ltd. CDYAN	CERTIFICATE OF DEPOSIT - YANKEE	4.45	9/3/2025		55,000,000	4.51	\$55,000,000	\$55,000,143	\$143
MUFG Bank Ltd. CP	COMMERCIAL PAPER		9/17/2025		150,000,000	4.52	\$148,551,667	\$148,563,345	\$11,678
MUFG Bank Ltd. CP	COMMERCIAL PAPER		9/24/2025		191,000,000	4.52	\$188,992,378	\$189,012,416	\$20,038
Matchpoint Finance plc CPABS4-2	COMMERCIAL PAPER - ABS- 4(2)		7/1/2025		137,000,000	4.39	\$136,983,522	\$136,983,478	-\$44

See notes at end of table.

# INVENTORY OF HOLDINGS FOR JUNE 2025

Security Name	Security Classification	Cpn	Maturity	Rate Reset	Par	Current Yield	Amort Cost (2)	Mkt Value (1)	Unrealized Gain/Loss
Mizuho Bank Ltd. CDYAN	CERTIFICATE OF DEPOSIT - YANKEE	4.44	7/10/2025		165,000,000	4.50	\$165,000,000	\$165,000,264	\$264
Mizuho Bank Ltd., Canada Branch TD	TIME DEPOSIT	4.34	7/2/2025		900,000,000	4.40	\$900,000,000	\$900,000,000	\$0
Mizuho Securities USA, Inc. - REPO TRIPARTY OVERNIGHT FIXED	REPO TRIPARTY OVERNIGHT FIXED	4.40	7/1/2025		100,000,000	4.46	\$100,000,000	\$100,000,000	\$0
National Bank of Canada, Apr 01, 2026	VARIABLE RATE COMMERCIAL PAPER - 4-2	4.69	4/1/2026	7/1/2025	200,000,000	4.76	\$200,000,000	\$200,029,920	\$29,920
National Bank of Canada, Apr 07, 2026	VARIABLE RATE COMMERCIAL PAPER - 4-2	4.69	4/7/2026	7/1/2025	200,000,000	4.76	\$200,000,000	\$200,030,120	\$30,120
National Bank of Canada, Feb 04, 2026	VARIABLE RATE COMMERCIAL PAPER - 4-2	4.70	2/4/2026	7/1/2025	250,000,000	4.77	\$250,000,000	\$250,000,000	\$0
National Bank of Canada, Feb 09, 2026	VARIABLE RATE COMMERCIAL PAPER - 4-2	4.70	2/9/2026	7/1/2025	130,000,000	4.77	\$130,000,000	\$130,063,284	\$63,284
National Bank of Canada, Montreal CP4-2	COMMERCIAL PAPER - 4-2		10/31/2025		50,000,000	4.57	\$49,256,875	\$49,258,155	\$1,280
National Bank of Canada, Montreal CP4-2	COMMERCIAL PAPER - 4-2		1/9/2026		175,000,000	4.51	\$170,965,764	\$171,007,515	\$41,751
National Bank of Canada, Montreal CP4-2	COMMERCIAL PAPER - 4-2		1/20/2026		62,000,000	4.51	\$60,487,510	\$60,510,698	\$23,188
National Bank of Canada, Montreal CP4-2	COMMERCIAL PAPER - 4-2		1/20/2026		180,000,000	4.51	\$175,608,900	\$175,676,220	\$67,320
National Bank of Canada, Montreal CP4-2	COMMERCIAL PAPER - 4-2		2/3/2026		225,000,000	4.53	\$219,114,000	\$219,260,228	\$146,228
Nationwide Building Society CP4-2	COMMERCIAL PAPER - 4-2		9/4/2025		105,000,000	4.52	\$104,153,000	\$104,149,532	-\$3,468
Old Line Funding, LLC CPABS4-2	COMMERCIAL PAPER - ABS- 4(2)		9/25/2025		25,000,000	4.21	\$24,757,125	\$24,734,650	-\$22,475
Old Line Funding, LLC CPABS4-2	COMMERCIAL PAPER - ABS- 4(2)		10/20/2025		75,000,000	4.54	\$73,992,000	\$73,980,645	-\$11,355
Old Line Funding, LLC CPABS4-2	COMMERCIAL PAPER - ABS- 4(2)		10/28/2025		50,000,000	4.53	\$49,281,667	\$49,275,000	-\$6,667
Old Line Funding, LLC CPABS4-2	COMMERCIAL PAPER - ABS- 4(2)		12/3/2025		100,000,000	4.51	\$98,115,000	\$98,137,530	\$22,530
Old Line Funding, LLC, Dec 19, 2025	COMMERCIAL PAPER ASSET BACKED CALLABLE	4.64	12/19/2025	7/1/2025	50,000,000	4.70	\$50,000,000	\$50,000,000	\$0
Old Line Funding, LLC, Feb 02, 2026	COMMERCIAL PAPER ASSET BACKED CALLABLE	4.75	2/2/2026	7/1/2025	100,000,000	4.82	\$100,000,000	\$100,000,000	\$0
Old Line Funding, LLC, Nov 19, 2025	COMMERCIAL PAPER ASSET BACKED CALLABLE	4.65	11/19/2025	7/1/2025	65,000,000	4.71	\$65,000,000	\$65,000,000	\$0
Old Line Funding, LLC, Nov 24, 2025	COMMERCIAL PAPER ASSET BACKED CALLABLE	4.69	11/24/2025	7/1/2025	50,000,000	4.76	\$50,000,000	\$50,009,410	\$9,410
Old Line Funding, LLC, Oct 23, 2025	COMMERCIAL PAPER ASSET BACKED CALLABLE	4.67	10/23/2025	7/1/2025	100,000,000	4.73	\$100,000,000	\$100,000,000	\$0
Overbaugh Family (2016) Survivorship Trust, Apr 01, 2042	VARIABLE RATE DEMAND NOTE	4.40	4/1/2042	7/3/2025	7,015,000	4.40	\$7,015,000	\$7,015,000	\$0
Paradelle Funding LLC CPABS4-2	COMMERCIAL PAPER - ABS- 4(2)		10/30/2025		20,000,000	4.56	\$19,705,844	\$19,703,946	-\$1,898
Paradelle Funding LLC CPABS4-2	COMMERCIAL PAPER - ABS- 4(2)		3/19/2026		200,000,000	4.41	\$193,872,111	\$193,910,600	\$38,489
Park Avenue Collateralized Notes Co., LLC, Dec 15, 2025	COMMERCIAL PAPER ASSET BACKED CALLABLE	4.67	12/15/2025	7/1/2025	10,000,000	4.73	\$10,000,000	\$10,000,168	\$168
Park Avenue Collateralized Notes Co., LLC, Feb 23, 2026	COMMERCIAL PAPER ASSET BACKED CALLABLE	4.70	2/23/2026	7/1/2025	75,000,000	4.77	\$75,000,000	\$75,000,000	\$0
Pennsylvania State Higher Education Assistance Agency, (Taxable Series A), 06/01/2054	MUNICIPAL VARIABLE RATE DEMAND NOTE	4.35	6/1/2054	7/3/2025	32,294,000	4.35	\$32,294,000	\$32,294,000	\$0
Podium Funding Trust CPABS3A3	COMMERCIAL PAPER - ABS 3A3		8/22/2025		65,000,000	4.55	\$64,579,901	\$64,578,657	-\$1,244
Podium Funding Trust CPABS3A3	COMMERCIAL PAPER - ABS 3A3		8/29/2025		50,000,000	4.67	\$49,628,333	\$49,632,500	\$4,167
Podium Funding Trust CPABS3A3	COMMERCIAL PAPER - ABS 3A3		9/2/2025		100,000,000	4.56	\$99,219,556	\$99,216,240	-\$3,316
Podium Funding Trust CPABS3A3	COMMERCIAL PAPER - ABS 3A3		10/27/2025		100,000,000	4.56	\$98,547,208	\$98,563,240	\$16,032
Podium Funding Trust CPABS3A3	COMMERCIAL PAPER - ABS 3A3		12/4/2025		75,000,000	4.51	\$73,577,188	\$73,582,365	\$5,177
Podium Funding Trust CPABS3A3	COMMERCIAL PAPER - ABS 3A3		12/10/2025		16,000,000	4.51	\$15,684,867	\$15,686,376	\$1,509
Podium Funding Trust CPABS3A3	COMMERCIAL PAPER - ABS 3A3		2/5/2026		25,000,000	4.50	\$24,340,000	\$24,348,913	\$8,913
Podium Funding Trust, Jan 20, 2026	VARIABLE RATE COMMERCIAL PAPER-ABS 3A3	4.79	1/20/2026	7/1/2025	20,000,000	4.86	\$20,000,000	\$20,015,242	\$15,242
Podium Funding Trust, Oct 07, 2025	VARIABLE RATE COMMERCIAL PAPER-ABS 3A3	4.69	10/7/2025	7/1/2025	150,000,000	4.76	\$150,000,000	\$150,043,740	\$43,740
Royal Bank of Canada CP4-2	COMMERCIAL PAPER - 4-2		10/9/2025		150,000,000	4.54	\$148,182,000	\$148,173,510	-\$8,490
Royal Bank of Canada CP4-2	COMMERCIAL PAPER - 4-2		11/6/2025		100,000,000	4.57	\$98,441,250	\$98,452,540	\$11,290

See notes at end of table.

## INVENTORY OF HOLDINGS FOR JUNE 2025

Security Name	Security Classification	Cpn	Maturity	Rate Reset	Par	Current Yield	Amort Cost (2)	Mkt Value (1)	Unrealized Gain/Loss
Royal Bank of Canada CP4-2	COMMERCIAL PAPER - 4-2		12/1/2025		200,000,000	4.58	\$196,269,778	\$196,343,360	\$73,582
Royal Bank of Canada, Jul 09, 2025	VARIABLE RATE COMMERCIAL PAPER - 4-2	4.74	7/9/2025	7/1/2025	200,000,000	4.81	\$200,000,000	\$200,009,660	\$9,660
Scheel Investments, LLC, Sep 01, 2041	VARIABLE RATE DEMAND NOTE	4.40	9/1/2041	7/3/2025	6,720,000	4.40	\$6,720,000	\$6,720,000	\$0
Sheffield Receivables Company LLC CPABS4-2	COMMERCIAL PAPER - ABS- 4(2)		8/7/2025		100,000,000	4.51	\$99,535,556	\$99,536,050	\$494
Sheffield Receivables Company LLC CPABS4-2	COMMERCIAL PAPER - ABS- 4(2)		9/18/2025		130,000,000	4.51	\$128,728,889	\$128,732,734	\$3,845
Sheffield Receivables Company LLC CPABS4-2	COMMERCIAL PAPER - ABS- 4(2)		9/22/2025		50,000,000	4.51	\$49,486,667	\$49,488,300	\$1,633
Sheffield Receivables Company LLC CPABS4-2	COMMERCIAL PAPER - ABS- 4(2)		9/23/2025		155,000,000	4.51	\$153,389,722	\$153,394,913	\$5,191
Sheffield Receivables Company LLC CPABS4-2	COMMERCIAL PAPER - ABS- 4(2)		10/1/2025		50,000,000	4.52	\$49,431,667	\$49,433,345	\$1,678
Sheffield Receivables Company LLC CPABS4-2	COMMERCIAL PAPER - ABS- 4(2)		10/8/2025		115,000,000	4.52	\$113,594,444	\$113,597,104	\$2,659
Starbird Funding Corp. CPABS4-2	COMMERCIAL PAPER - ABS- 4(2)		7/1/2025		190,000,000	4.39	\$189,977,147	\$189,977,086	-\$61
Starbird Funding Corp. CPABS4-2	COMMERCIAL PAPER - ABS- 4(2)		8/5/2025		100,000,000	4.52	\$99,559,000	\$99,561,600	\$2,600
Sumitomo Mitsui Banking Corp. CDYAN	CERTIFICATE OF DEPOSIT - YANKEE	4.45	7/9/2025		110,000,000	4.51	\$110,000,000	\$110,002,167	\$2,167
Sumitomo Mitsui Trust Bank Ltd. CDYAN	CERTIFICATE OF DEPOSIT - YANKEE	4.47	7/24/2025		100,000,000	4.53	\$100,000,000	\$100,006,450	\$6,450
Sumitomo Mitsui Trust Bank Ltd. CDYAN	CERTIFICATE OF DEPOSIT - YANKEE	4.45	8/22/2025		75,000,000	4.51	\$75,000,000	\$74,998,890	-\$1,110
Sumitomo Mitsui Trust Bank Ltd. CDYAN	CERTIFICATE OF DEPOSIT - YANKEE	4.45	9/22/2025		166,000,000	4.51	\$166,000,000	\$166,004,797	\$4,797
Sumitomo Mitsui Trust Bank Ltd. CDYAN	CERTIFICATE OF DEPOSIT - YANKEE	4.45	9/15/2025		140,000,000	4.51	\$140,000,000	\$140,002,282	\$2,282
Sumitomo Mitsui Trust Bank Ltd. CDYAN	CERTIFICATE OF DEPOSIT - YANKEE	4.45	10/1/2025		150,000,000	4.51	\$150,000,000	\$150,000,000	\$0
Sumitomo Mitsui Trust Bank Ltd. CP4-2	COMMERCIAL PAPER - 4-2		7/2/2025		100,000,000	4.49	\$99,975,722	\$99,976,170	\$448
Sumitomo Mitsui Trust Bank Ltd. ECD(USD)	EURO CERTIFICATE OF DEPOSIT	0.00	8/12/2025		100,000,000	4.54	\$99,470,946	\$99,472,472	\$1,526
Sumitomo Mitsui Trust Bank Ltd. ECD(USD)	EURO CERTIFICATE OF DEPOSIT	4.49	8/21/2025		100,000,000	4.55	\$100,000,000	\$100,001,949	\$1,949
Sumitomo Mitsui Trust Bank Ltd. ECD(USD)	EURO CERTIFICATE OF DEPOSIT	4.50	8/22/2025		150,000,000	4.56	\$150,000,000	\$150,000,000	\$0
Sumitomo Mitsui Trust Bank Ltd. ECD(USD)	EURO CERTIFICATE OF DEPOSIT	4.50	9/18/2025		200,000,000	4.56	\$200,000,000	\$200,000,000	\$0
Taxable Tender Option Bond Trust 2021-MIZ9064TX, (Series 2021-MIZ-9064TX), 11/01/2056	MUNICIPAL VARIABLE RATE DEMAND NOTE	4.72	11/1/2056	7/3/2025	13,000,000	4.72	\$13,000,000	\$13,000,000	\$0
Taxable Tender Option Bond Trust 2022-MIZ9084TX, (Series 2022-MIZ-9084TX), 02/01/2027	MUNICIPAL VARIABLE RATE DEMAND NOTE	4.72	2/1/2027	7/3/2025	10,300,000	4.72	\$10,300,000	\$10,300,000	\$0
Taxable Tender Option Bond Trust 2022-MIZ9094TX, (Series 2022-MIZ-9094TX), 12/01/2059	MUNICIPAL VARIABLE RATE DEMAND NOTE	4.72	12/1/2059	7/3/2025	1,500,000	4.72	\$1,500,000	\$1,500,000	\$0
Texas State, Veterans Bonds (Taxable Series 2023A), 12/01/2054	MUNICIPAL VARIABLE RATE DEMAND NOTE	4.40	12/1/2054	7/2/2025	17,320,000	4.40	\$17,320,000	\$17,320,000	\$0
The Greathouse 2021 Children's Trust, Dec 01, 2046	VARIABLE RATE DEMAND NOTE	4.40	12/1/2046	7/3/2025	13,625,000	4.40	\$13,625,000	\$13,625,000	\$0
Thunder Bay Funding, LLC CPABS4-2	COMMERCIAL PAPER - ABS- 4(2)		11/6/2025		50,000,000	4.46	\$49,229,583	\$49,220,445	-\$9,138
Thunder Bay Funding, LLC CPABS4-2	COMMERCIAL PAPER - ABS- 4(2)		1/7/2026		50,000,000	4.51	\$48,848,694	\$48,870,505	\$21,811
Thunder Bay Funding, LLC, Aug 21, 2025	COMMERCIAL PAPER ASSET BACKED CALLABLE	4.68	8/21/2025	7/1/2025	100,000,000	4.75	\$100,000,000	\$100,000,000	\$0
Thunder Bay Funding, LLC, Dec 15, 2025	COMMERCIAL PAPER ASSET BACKED CALLABLE	4.64	12/15/2025	7/1/2025	100,000,000	4.70	\$100,000,000	\$100,000,000	\$0

See notes at end of table.

## INVENTORY OF HOLDINGS FOR JUNE 2025

Security Name	Security Classification	Cpn	Maturity	Rate Reset	Par	Current Yield	Amort Cost (2)	Mkt Value (1)	Unrealized Gain/Loss
Thunder Bay Funding, LLC, Dec 19, 2025	COMMERCIAL PAPER ASSET BACKED CALLABLE	4.64	12/19/2025	7/1/2025	50,000,000	4.70	\$50,000,000	\$49,999,569	-\$431
Toronto Dominion Bank CDYAN	CERTIFICATE OF DEPOSIT - YANKEE	4.55	10/22/2025		10,000,000	4.57	\$10,000,000	\$10,000,648	\$648
Toronto Dominion Bank CDYAN	CERTIFICATE OF DEPOSIT - YANKEE	4.50	1/22/2026		195,000,000	4.51	\$195,000,000	\$195,098,066	\$98,066
Toronto Dominion Bank CDYAN	CERTIFICATE OF DEPOSIT - YANKEE	4.55	2/12/2026		50,000,000	4.56	\$50,000,000	\$50,052,780	\$52,780
Toronto Dominion Bank CP4-2	COMMERCIAL PAPER - 4-2		7/1/2025		125,000,000	5.44	\$124,982,135	\$124,984,988	\$2,852
Toronto Dominion Bank CP4-2	COMMERCIAL PAPER - 4-2		7/3/2025		200,000,000	5.44	\$199,914,333	\$199,927,880	\$13,547
Toronto Dominion Bank CP4-2	COMMERCIAL PAPER - 4-2		12/3/2025		90,000,000	4.61	\$88,291,800	\$88,321,041	\$29,241
Toronto Dominion Bank, Apr 23, 2026	VARIABLE RATE COMMERCIAL PAPER - 4-2	4.85	4/23/2026	7/1/2025	120,000,000	4.92	\$120,000,000	\$120,142,512	\$142,512
Toronto Dominion Bank, Feb 27, 2026	VARIABLE RATE COMMERCIAL PAPER - 4-2	4.72	2/27/2026	7/1/2025	255,000,000	4.79	\$255,000,000	\$255,088,613	\$88,613
TotalEnergies Capital S.A. CP4-2	COMMERCIAL PAPER - 4-2		7/9/2025		45,000,000	4.46	\$44,951,063	\$44,950,932	-\$131
Toyota Credit Canada Inc. CP	COMMERCIAL PAPER		7/23/2025		50,000,000	4.71	\$49,856,250	\$49,859,010	\$2,760
Toyota Credit Canada Inc. CP	COMMERCIAL PAPER		10/8/2025		50,000,000	4.46	\$49,402,778	\$49,402,315	-\$463
Toyota Credit De Puerto Rico Corp. CP	COMMERCIAL PAPER		7/23/2025		50,000,000	4.67	\$49,856,250	\$49,861,460	\$5,210
Toyota Credit De Puerto Rico Corp. CP	COMMERCIAL PAPER		9/22/2025		25,000,000	4.51	\$24,746,250	\$24,742,050	-\$4,200
Toyota Credit De Puerto Rico Corp. CP	COMMERCIAL PAPER		11/6/2025		5,000,000	4.56	\$4,921,346	\$4,920,952	-\$394
Toyota Credit De Puerto Rico Corp. CP	COMMERCIAL PAPER		1/26/2026		40,000,000	4.53	\$38,985,000	\$39,006,000	\$21,000
Toyota Credit De Puerto Rico Corp. CP	COMMERCIAL PAPER		2/12/2026		32,000,000	4.54	\$31,120,249	\$31,146,144	\$25,895
Toyota Credit De Puerto Rico Corp. CP	COMMERCIAL PAPER		2/17/2026		20,000,000	4.59	\$19,432,889	\$19,455,660	\$22,771
Toyota Credit De Puerto Rico Corp. CP	COMMERCIAL PAPER		3/2/2026		10,000,000	4.58	\$9,701,236	\$9,714,053	\$12,817
Toyota Finance Australia Ltd. CP	COMMERCIAL PAPER		7/9/2025		50,000,000	4.64	\$49,943,875	\$49,945,615	\$1,740
Toyota Motor Credit Corp. CP	COMMERCIAL PAPER		11/4/2025		100,000,000	4.52	\$98,461,889	\$98,489,870	\$27,981
Toyota Motor Credit Corp., Feb 24, 2026	VARIABLE MEDIUM TERM NOTE	4.70	2/24/2026	7/1/2025	125,000,000	4.77	\$125,000,000	\$124,951,198	-\$48,803
Toyota Motor Credit Corp., Sep 17, 2025	VARIABLE MEDIUM TERM NOTE	4.75	9/17/2025	7/1/2025	150,000,000	4.82	\$150,000,000	\$150,025,515	\$25,515
Truist Bank CD	CERTIFICATE OF DEPOSIT	4.35	10/31/2025		200,000,000	4.41	\$200,000,000	\$199,914,720	-\$85,280
Truist Bank CD	CERTIFICATE OF DEPOSIT	4.46	11/10/2025		55,000,000	4.52	\$55,000,000	\$55,001,067	\$1,067
Truist Bank CD	CERTIFICATE OF DEPOSIT	4.45	10/1/2025		200,000,000	4.51	\$200,000,000	\$200,000,000	\$0
Victory Receivables Corp. CPABS4-2	COMMERCIAL PAPER - ABS- 4(2)		8/5/2025		50,000,000	4.51	\$49,780,000	\$49,780,000	\$0
Victory Receivables Corp. CPABS4-2	COMMERCIAL PAPER - ABS- 4(2)		8/5/2025		100,000,000	4.51	\$99,560,000	\$99,560,000	-\$0
Victory Receivables Corp. CPABS4-2	COMMERCIAL PAPER - ABS- 4(2)		9/16/2025		260,000,000	4.51	\$257,521,333	\$257,523,578	\$2,245
Westpac Banking Corp. Ltd., Sydney CP4-2	COMMERCIAL PAPER - 4-2		9/26/2025		75,000,000	4.19	\$74,266,667	\$74,201,340	-\$65,327
Westpac Banking Corp. Ltd., Sydney CP4-2	COMMERCIAL PAPER - 4-2		9/29/2025		100,000,000	4.25	\$98,976,250	\$98,900,060	-\$76,190
Wyllie Bice Life Insurance Trust, Aug 01, 2046	VARIABLE RATE DEMAND NOTE	4.40	8/1/2046	7/3/2025	7,625,000	4.40	\$7,625,000	\$7,625,000	\$0
Total Value of Assets					28,134,564,002		\$28,034,565,606	\$28,036,267,702	\$1,702,096

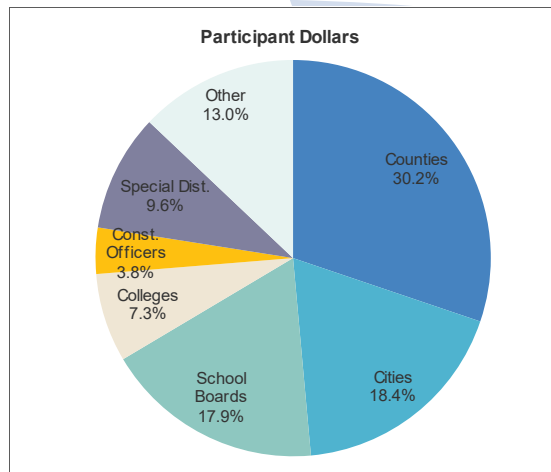
**Notes:** The data included in this report is unaudited. Amounts above are the value of investments. Income accruals, payables and uninvested cash are not included. Amortizations/accretions are reported with a one-day lag in the above valuations.

<sup>1</sup> Market values of the portfolio securities are provided by the custodian, BNY Mellon. The portfolio manager, Federated Hermes, is the source for other data shown above.

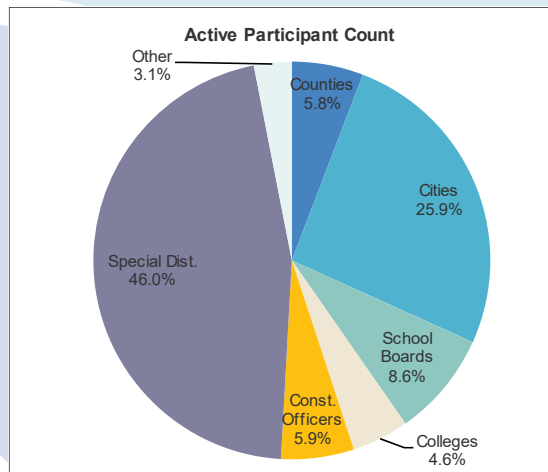
<sup>2</sup> Amortized cost is calculated using a straight line method.

### PARTICIPANT CONCENTRATION DATA - AS OF JUNE 30 2025

Participant Balance	Share of Total Fund	Share of Participant Count	Participant Balance	Share of Total Fund	Share of Participant Count
<b>All Participants</b>	<b>100.0%</b>	<b>100.0%</b>	<b>Colleges &amp; Universities</b>	<b>7.3%</b>	<b>4.6%</b>
Top 10	35.0%	1.2%	Top 10	6.2%	1.2%
\$100 million or more	72.9%	7.6%	\$100 million or more	5.2%	0.6%
\$10 million up to \$100 million	24.1%	20.7%	\$10 million up to \$100 million	2.0%	1.9%
\$1 million up to \$10 million	2.6%	21.6%	\$1 million up to \$10 million	0.1%	0.6%
Under \$1 million	0.4%	50.1%	Under \$1 million	0.01%	1.5%
<b>Counties</b>	<b>30.2%</b>	<b>5.8%</b>	<b>Constitutional Officers</b>	<b>3.8%</b>	<b>5.9%</b>
Top 10	25.1%	1.2%	Top 10	2.4%	1.2%
\$100 million or more	28.0%	1.9%	\$100 million or more	2.0%	0.2%
\$10 million up to \$100 million	2.1%	1.4%	\$10 million up to \$100 million	1.4%	1.2%
\$1 million up to \$10 million	0.1%	1.1%	\$1 million up to \$10 million	0.2%	1.8%
Under \$1 million	0.0%	1.4%	Under \$1 million	0.0%	2.7%
<b>Municipalities</b>	<b>18.4%</b>	<b>25.9%</b>	<b>Special Districts</b>	<b>9.6%</b>	<b>46.0%</b>
Top 10	6.3%	1.2%	Top 10	5.7%	1.2%
\$100 million or more	7.1%	1.4%	\$100 million or more	4.9%	0.8%
\$10 million up to \$100 million	10.5%	9.3%	\$10 million up to \$100 million	3.5%	3.4%
\$1 million up to \$10 million	0.8%	5.7%	\$1 million up to \$10 million	0.9%	9.8%
Under \$1 million	0.1%	9.5%	Under \$1 million	0.3%	32.0%
<b>School Boards</b>	<b>17.9%</b>	<b>8.6%</b>	<b>Other</b>	<b>13.0%</b>	<b>3.1%</b>
Top 10	11.2%	1.2%	Top 10	10.1%	1.2%
\$100 million or more	13.6%	1.8%	\$100 million or more	12.2%	0.8%
\$10 million up to \$100 million	4.0%	3.0%	\$10 million up to \$100 million	0.7%	0.5%
\$1 million up to \$10 million	0.3%	1.8%	\$1 million up to \$10 million	0.1%	1.0%
Under \$1 million	0.0%	2.0%	Under \$1 million	0.0%	0.8%



**Total Fund Value: \$27,630,058,589**



**Total Active Participant Count: 841**

Note: Active accounts include only those participant accounts valued above zero.

## COMPLIANCE WITH INVESTMENT POLICY FOR JUNE 30, 2025

As investment manager, Federated monitors compliance daily on Florida PRIME to ensure that investment practices comply with the requirements of the Investment Policy Statement (IPS). Federated provides a monthly compliance report to the SBA and is required to notify the Investment Oversight Group (IOG) of compliance exceptions within 24 hours of identification. The IOG will meet as necessary based on the occurrence and resolution of compliance exceptions or upon the occurrence of a material event. Minutes from the IOG meetings are posted to the Florida PRIME website.

In addition to the compliance testing performed by Federated, SBA Risk Management and Compliance conducts daily independent testing on Florida PRIME using a risk-based approach. Under this approach, each IPS parameter is ranked as "High" or "Low" with respect to the level of risk associated with a potential guideline breach. Negative test results are subject to independent verification and review for possible escalation. These rankings, along with the frequency for testing, are reviewed and approved by the IOG on an annual basis or more often if market conditions dictate. Additionally, any parameter reported in "Fail" status on the Federated compliance report, regardless of risk ranking, is also independently verified and escalated accordingly. The results of independent testing are currently reported monthly to the IOG.

Test by Source	Pass/Fail
Securities must be USD denominated	Pass
<u>Ratings requirements</u>	
First Tier Securities	Pass
Long-term securities must have long-term ratings in the three highest categories	Pass
Commercial Paper must have short-term ratings from at least one NRSRO	Pass
Securities in Highest Rating Category (A-1+ or equivalent)	Pass
Repurchase Agreement Counterparties must be rated by S&P	Pass
S&P Weighted Average Life	Pass
<u>Maturity</u>	
Individual Security	Pass
Government floating rate notes/variable rate notes	Pass
Dollar Weighted Average Maturity	Pass
Weighted Average Life	Pass
<u>Issuer Diversification</u>	
First tier issuer (limit does not apply to cash, cash items, U.S. Government securities and repo collateralized by these securities)	Pass
Demand Feature and Guarantor Diversification	
First Tier securities issued by or subject to demand features and guarantees of a non-controlled person	Pass
First Tier securities issued by or subject to demand features and guarantees of a controlled person	Pass

Test by Source	Pass/Fail
<u>Money Market Mutual Funds</u>	
Invested in any one Money Market Mutual Fund	Pass
<u>Repurchase Agreements</u>	
Repurchase Agreement Counterparty Rating	Pass
Term Repurchase Agreements with any single dealer - Counterparty Rating A-1+ (2-5 business days)	Pass
Term Repurchase Agreements with any single dealer - Counterparty Rating A-1 (2-5 business days)	Pass
Term Repurchase Agreements with any single dealer - Counterparty Rating A-1+ (More than 5 business days)	Pass
Term Repurchase Agreements with any single dealer - Counterparty Rating A-1 (More than 5 business days)	Pass
Repurchase Agreements with any single dealer - Counterparty Rating A-1	Pass
<u>Concentration Tests</u>	
Industry Concentration, excluding financial services industry	Pass
Any Single Government Agency	Pass
Illiquid Securities	Pass
Assets invested in securities accessible within 1 business day	Pass
Assets invested in securities accessible within 5 business days	Pass



## TRADING ACTIVITY FOR JUNE 2025

Description	Maturity Date	Trade Date	Settle Date	event type	Par or Shares	Principal	Traded Interest	Settlement Amount	Realized Gain(Loss)
ALBION CAPITAL LLC CPABS4	09/22/25	06/18/25	06/20/25	BUY	8,000,000	7,907,671	0	7,907,671	0
ALBION CAPITAL LLC CPABS4	09/25/25	06/26/25	06/27/25	BUY	50,000,000	49,446,250	0	49,446,250	0
ALBION CAPITAL LLC CPABS4	09/25/25	06/26/25	06/27/25	BUY	31,729,000	31,377,601	0	31,377,601	0
ANGLESEA FUNDING LLCPABS4	06/09/25	06/02/25	06/02/25	BUY	50,000,000	49,957,708	0	49,957,708	0
ANGLESEA FUNDING LLCPABS4	06/09/25	06/02/25	06/02/25	BUY	50,000,000	49,957,708	0	49,957,708	0
ANGLESEA FUNDING LLCPABS4	06/09/25	06/02/25	06/02/25	BUY	50,000,000	49,957,708	0	49,957,708	0
ANGLESEA FUNDING LLCPABS4	06/10/25	06/03/25	06/03/25	BUY	50,000,000	49,957,708	0	49,957,708	0
ANGLESEA FUNDING LLCPABS4	06/10/25	06/03/25	06/03/25	BUY	50,000,000	49,957,708	0	49,957,708	0
ANGLESEA FUNDING LLCPABS4	06/10/25	06/03/25	06/03/25	BUY	50,000,000	49,957,708	0	49,957,708	0
ANGLESEA FUNDING LLCPABS4	06/10/25	06/03/25	06/03/25	BUY	50,000,000	49,957,708	0	49,957,708	0
ANGLESEA FUNDING LLCPABS4	06/10/25	06/03/25	06/03/25	BUY	25,000,000	24,978,854	0	24,978,854	0
ANGLESEA FUNDING LLCPABS4	06/10/25	06/03/25	06/03/25	BUY	50,000,000	49,957,708	0	49,957,708	0
ANGLESEA FUNDING LLCPABS4	06/10/25	06/03/25	06/03/25	BUY	50,000,000	49,957,708	0	49,957,708	0
ANGLESEA FUNDING LLCPABS4	06/11/25	06/04/25	06/04/25	BUY	50,000,000	49,957,708	0	49,957,708	0
ANGLESEA FUNDING LLCPABS4	06/11/25	06/04/25	06/04/25	BUY	29,500,000	29,475,048	0	29,475,048	0
ANGLESEA FUNDING LLCPABS4	06/16/25	06/09/25	06/09/25	BUY	50,000,000	49,957,708	0	49,957,708	0
ANGLESEA FUNDING LLCPABS4	06/16/25	06/09/25	06/09/25	BUY	50,000,000	49,957,708	0	49,957,708	0
ANGLESEA FUNDING LLCPABS4	06/17/25	06/10/25	06/10/25	BUY	50,000,000	49,957,708	0	49,957,708	0
ANGLESEA FUNDING LLCPABS4	06/17/25	06/10/25	06/10/25	BUY	25,000,000	24,978,854	0	24,978,854	0
ANGLESEA FUNDING LLCPABS4	06/17/25	06/10/25	06/10/25	BUY	50,000,000	49,957,708	0	49,957,708	0
ANGLESEA FUNDING LLCPABS4	06/17/25	06/10/25	06/10/25	BUY	50,000,000	49,957,708	0	49,957,708	0
ANGLESEA FUNDING LLCPABS4	06/17/25	06/10/25	06/10/25	BUY	50,000,000	49,957,708	0	49,957,708	0
ANGLESEA FUNDING LLCPABS4	06/17/25	06/10/25	06/10/25	BUY	50,000,000	49,957,708	0	49,957,708	0
ANGLESEA FUNDING LLCPABS4	06/17/25	06/10/25	06/10/25	BUY	15,000,000	14,987,313	0	14,987,313	0
ANGLESEA FUNDING LLCPABS4	06/17/25	06/10/25	06/10/25	BUY	50,000,000	49,957,708	0	49,957,708	0
ANGLESEA FUNDING LLCPABS4	06/17/25	06/10/25	06/10/25	BUY	50,000,000	49,957,708	0	49,957,708	0
ANGLESEA FUNDING LLCPABS4	06/18/25	06/11/25	06/11/25	BUY	50,000,000	49,957,708	0	49,957,708	0
ANGLESEA FUNDING LLCPABS4	06/18/25	06/11/25	06/11/25	BUY	50,000,000	49,957,708	0	49,957,708	0
ANGLESEA FUNDING LLCPABS4	06/18/25	06/11/25	06/11/25	BUY	13,700,000	13,688,412	0	13,688,412	0
ANGLESEA FUNDING LLCPABS4	06/24/25	06/17/25	06/17/25	BUY	50,000,000	49,957,708	0	49,957,708	0
ANGLESEA FUNDING LLCPABS4	06/24/25	06/17/25	06/17/25	BUY	25,000,000	24,978,854	0	24,978,854	0
ANGLESEA FUNDING LLCPABS4	06/24/25	06/17/25	06/17/25	BUY	50,000,000	49,957,708	0	49,957,708	0
ANGLESEA FUNDING LLCPABS4	06/24/25	06/17/25	06/17/25	BUY	50,000,000	49,957,708	0	49,957,708	0
ANGLESEA FUNDING LLCPABS4	06/24/25	06/17/25	06/17/25	BUY	50,000,000	49,957,708	0	49,957,708	0
ANGLESEA FUNDING LLCPABS4	06/24/25	06/17/25	06/17/25	BUY	50,000,000	49,957,708	0	49,957,708	0
ANGLESEA FUNDING LLCPABS4	06/24/25	06/17/25	06/17/25	BUY	22,000,000	21,981,392	0	21,981,392	0
ANGLESEA FUNDING LLCPABS4	06/25/25	06/18/25	06/18/25	BUY	41,000,000	40,965,321	0	40,965,321	0
ANGLESEA FUNDING LLCPABS4	06/25/25	06/18/25	06/18/25	BUY	50,000,000	49,957,708	0	49,957,708	0
ANGLESEA FUNDING LLCPABS4	06/25/25	06/18/25	06/18/25	BUY	30,000,000	29,974,625	0	29,974,625	0
ANGLESEA FUNDING LLCPABS4	07/01/25	06/24/25	06/24/25	BUY	50,000,000	49,957,708	0	49,957,708	0
ANGLESEA FUNDING LLCPABS4	07/01/25	06/24/25	06/24/25	BUY	50,000,000	49,957,708	0	49,957,708	0
ANGLESEA FUNDING LLCPABS4	07/01/25	06/24/25	06/24/25	BUY	50,000,000	49,957,708	0	49,957,708	0
ANGLESEA FUNDING LLCPABS4	07/01/25	06/24/25	06/24/25	BUY	50,000,000	49,957,708	0	49,957,708	0
ANGLESEA FUNDING LLCPABS4	07/01/25	06/24/25	06/24/25	BUY	50,000,000	49,957,708	0	49,957,708	0
ANGLESEA FUNDING LLCPABS4	07/02/25	06/25/25	06/25/25	BUY	50,000,000	49,957,708	0	49,957,708	0
ANGLESEA FUNDING LLCPABS4	07/02/25	06/25/25	06/25/25	BUY	50,000,000	49,957,708	0	49,957,708	0
ANGLESEA FUNDING LLCPABS4	09/09/25	06/04/25	06/04/25	BUY	45,000,000	44,466,500	0	44,466,500	0
ANTALIS S.A. CPABS4CPABS4	06/13/25	06/06/25	06/06/25	BUY	50,000,000	49,957,417	0	49,957,417	0
ANTALIS S.A. CPABS4CPABS4	06/13/25	06/06/25	06/06/25	BUY	15,000,000	14,987,225	0	14,987,225	0
ANTALIS S.A. CPABS4CPABS4	06/20/25	06/13/25	06/13/25	BUY	45,750,000	45,711,036	0	45,711,036	0
ANTALIS S.A. CPABS4CPABS4	06/20/25	06/13/25	06/13/25	BUY	18,000,000	17,984,670	0	17,984,670	0
ANTALIS S.A. CPABS4CPABS4	06/27/25	06/20/25	06/20/25	BUY	50,000,000	49,957,417	0	49,957,417	0
ANTALIS S.A. CPABS4CPABS4	08/26/25	06/27/25	06/27/25	BUY	50,000,000	49,631,667	0	49,631,667	0
ANTALIS S.A. CPABS4CPABS4	08/26/25	06/27/25	06/27/25	BUY	20,460,000	20,309,278	0	20,309,278	0
ASCENSION HEALTH ALCP	07/16/25	06/03/25	06/03/25	BUY	24,525,000	24,396,107	0	24,396,107	0
BPCE SA CP4-2CP4-2	09/08/25	06/06/25	06/09/25	BUY	50,000,000	49,443,889	0	49,443,889	0
BANK OF AMERICA N.ABNOTE	07/06/26	06/09/25	06/10/25	BUY	50,000,000	50,000,000	0	50,000,000	0



## TRADING ACTIVITY FOR JUNE 2025

Description	Maturity Date	Trade Date	Settle Date	event type	Par or Shares	Principal	Traded Interest	Settlement Amount	Realized Gain(Loss)
BANK OF AMERICA N,ABNOTE	07/06/26	06/09/25	06/10/25	BUY	15,000,000	15,000,000	0	15,000,000	0
BARTON CAPITAL S,A,CPABS4	06/09/25	06/02/25	06/02/25	BUY	19,500,000	19,483,544	0	19,483,544	0
BARTON CAPITAL S,A,CPABS4	07/15/25	06/20/25	06/20/25	BUY	20,000,000	19,938,889	0	19,938,889	0
BEDFORD ROW FUNDINGCPABS4	01/07/26	06/03/25	06/03/25	BUY	50,000,000	48,688,972	0	48,688,972	0
BEDFORD ROW FUNDINGCPABS4	01/07/26	06/03/25	06/03/25	BUY	50,000,000	48,688,972	0	48,688,972	0
BEDFORD ROW FUNDINGCPABS4	01/07/26	06/03/25	06/03/25	BUY	50,000,000	48,688,972	0	48,688,972	0
BEDFORD ROW FUNDINGCPABS4	01/07/26	06/03/25	06/03/25	BUY	30,000,000	29,213,383	0	29,213,383	0
BENNINGTON STARK CACPABS4	06/12/25	06/05/25	06/05/25	BUY	50,000,000	49,957,708	0	49,957,708	0
BENNINGTON STARK CACPABS4	06/12/25	06/05/25	06/05/25	BUY	50,000,000	49,957,708	0	49,957,708	0
BENNINGTON STARK CACPABS4	06/18/25	06/12/25	06/12/25	BUY	50,000,000	49,963,750	0	49,963,750	0
BENNINGTON STARK CACPABS4	06/18/25	06/12/25	06/12/25	BUY	39,800,000	39,771,145	0	39,771,145	0
BENNINGTON STARK CACPABS4	06/25/25	06/18/25	06/18/25	BUY	50,000,000	49,957,708	0	49,957,708	0
BENNINGTON STARK CACPABS4	06/25/25	06/18/25	06/18/25	BUY	50,000,000	49,957,708	0	49,957,708	0
BENNINGTON STARK CACPABS4	06/25/25	06/18/25	06/18/25	BUY	40,000,000	39,966,167	0	39,966,167	0
BENNINGTON STARK CACPABS4	07/02/25	06/25/25	06/25/25	BUY	50,000,000	49,957,708	0	49,957,708	0
BENNINGTON STARK CACPABS4	07/02/25	06/25/25	06/25/25	BUY	50,000,000	49,957,708	0	49,957,708	0
BENNINGTON STARK CACPABS4	07/02/25	06/25/25	06/25/25	BUY	50,000,000	49,957,708	0	49,957,708	0
BENNINGTON STARK CACPABS4	07/02/25	06/25/25	06/25/25	BUY	50,000,000	49,957,708	0	49,957,708	0
BENNINGTON STARK CACPABS4	07/25/25	06/25/25	06/25/25	BUY	50,000,000	49,817,083	0	49,817,083	0
BENNINGTON STARK CACPABS4	07/25/25	06/25/25	06/25/25	BUY	50,000,000	49,817,083	0	49,817,083	0
BENNINGTON STARK CACPABS4	07/25/25	06/25/25	06/25/25	BUY	27,000,000	26,901,225	0	26,901,225	0
BENNINGTON STARK CACPABS4	08/05/25	06/06/25	06/06/25	BUY	50,000,000	49,634,167	0	49,634,167	0
BENNINGTON STARK CACPABS4	08/05/25	06/06/25	06/06/25	BUY	9,898,000	9,825,580	0	9,825,580	0
BNG BANK N,V, CP4-2CP4-2	07/03/25	06/20/25	06/20/25	BUY	50,000,000	49,921,819	0	49,921,819	0
BNG BANK N,V, CP4-2CP4-2	07/03/25	06/20/25	06/20/25	BUY	24,000,000	23,962,473	0	23,962,473	0
CHESHAM FINANCE LLCCPABS4	06/10/25	06/02/25	06/03/25	BUY	50,000,000	49,957,708	0	49,957,708	0
CHESHAM FINANCE LLCCPABS4	06/10/25	06/02/25	06/03/25	BUY	50,000,000	49,957,708	0	49,957,708	0
CHESHAM FINANCE LLCCPABS4	06/10/25	06/02/25	06/03/25	BUY	50,000,000	49,957,708	0	49,957,708	0
CHESHAM FINANCE LLCCPABS4	06/17/25	06/09/25	06/10/25	BUY	50,000,000	49,957,708	0	49,957,708	0
CHESHAM FINANCE LLCCPABS4	06/17/25	06/09/25	06/10/25	BUY	50,000,000	49,957,708	0	49,957,708	0
CHESHAM FINANCE LLCCPABS4	06/17/25	06/09/25	06/10/25	BUY	50,000,000	49,957,708	0	49,957,708	0
CHESHAM FINANCE LLCCPABS4	06/24/25	06/16/25	06/17/25	BUY	50,000,000	49,957,708	0	49,957,708	0
CHESHAM FINANCE LLCCPABS4	06/24/25	06/16/25	06/17/25	BUY	50,000,000	49,957,708	0	49,957,708	0
CHESHAM FINANCE LLCCPABS4	06/24/25	06/16/25	06/17/25	BUY	50,000,000	49,957,708	0	49,957,708	0
CHESHAM FINANCE LLCCPABS4	07/01/25	06/23/25	06/24/25	BUY	50,000,000	49,957,708	0	49,957,708	0
CHESHAM FINANCE LLCCPABS4	07/01/25	06/23/25	06/24/25	BUY	50,000,000	49,957,708	0	49,957,708	0
CHESHAM FINANCE LLCCPABS4	07/01/25	06/23/25	06/24/25	BUY	50,000,000	49,957,708	0	49,957,708	0
CHESHAM FINANCE LLCCPABS4	07/08/25	06/30/25	07/01/25	BUY	50,000,000	49,957,708	0	49,957,708	0
CHESHAM FINANCE LLCCPABS4	07/08/25	06/30/25	07/01/25	BUY	50,000,000	49,957,708	0	49,957,708	0
CHESHAM FINANCE LLCCPABS4	07/08/25	06/30/25	07/01/25	BUY	50,000,000	49,957,708	0	49,957,708	0
CHESHAM FINANCE LLCCPABS4	06/10/25	06/02/25	06/03/25	BUY	50,000,000	49,957,708	0	49,957,708	0
CHESHAM FINANCE LLCCPABS4	06/10/25	06/02/25	06/03/25	BUY	50,000,000	49,957,708	0	49,957,708	0
CHESHAM FINANCE LLCCPABS4	06/10/25	06/02/25	06/03/25	BUY	50,000,000	49,957,708	0	49,957,708	0
CHESHAM FINANCE LLCCPABS4	06/10/25	06/02/25	06/03/25	BUY	39,000,000	38,967,013	0	38,967,013	0
CHESHAM FINANCE LLCCPABS4	06/17/25	06/09/25	06/10/25	BUY	39,000,000	38,967,013	0	38,967,013	0
CHESHAM FINANCE LLCCPABS4	06/17/25	06/09/25	06/10/25	BUY	50,000,000	49,957,708	0	49,957,708	0
CHESHAM FINANCE LLCCPABS4	06/17/25	06/09/25	06/10/25	BUY	50,000,000	49,957,708	0	49,957,708	0
CHESHAM FINANCE LLCCPABS4	06/17/25	06/09/25	06/10/25	BUY	50,000,000	49,957,708	0	49,957,708	0
CHESHAM FINANCE LLCCPABS4	06/24/25	06/16/25	06/17/25	BUY	50,000,000	49,957,708	0	49,957,708	0
CHESHAM FINANCE LLCCPABS4	06/24/25	06/16/25	06/17/25	BUY	50,000,000	49,957,708	0	49,957,708	0
CHESHAM FINANCE LLCCPABS4	06/24/25	06/16/25	06/17/25	BUY	38,000,000	37,967,858	0	37,967,858	0
CHESHAM FINANCE LLCCPABS4	06/24/25	06/16/25	06/17/25	BUY	50,000,000	49,957,708	0	49,957,708	0
CHESHAM FINANCE LLCCPABS4	07/01/25	06/23/25	06/24/25	BUY	50,000,000	49,957,708	0	49,957,708	0
CHESHAM FINANCE LLCCPABS4	07/01/25	06/23/25	06/24/25	BUY	50,000,000	49,957,708	0	49,957,708	0
CHESHAM FINANCE LLCCPABS4	07/01/25	06/23/25	06/24/25	BUY	41,000,000	40,965,321	0	40,965,321	0
CHESHAM FINANCE LLCCPABS4	07/01/25	06/23/25	06/24/25	BUY	50,000,000	49,957,708	0	49,957,708	0
CHESHAM FINANCE LLCCPABS4	07/08/25	06/30/25	07/01/25	BUY	50,000,000	49,957,708	0	49,957,708	0
CHESHAM FINANCE LLCCPABS4	07/08/25	06/30/25	07/01/25	BUY	50,000,000	49,957,708	0	49,957,708	0
CHESHAM FINANCE LLCCPABS4	07/08/25	06/30/25	07/01/25	BUY	32,000,000	31,972,933	0	31,972,933	0
CREDIT INDUSTRIEL ET COMMERCIAL/ NEW YORK	06/11/25	06/10/25	06/10/25	BUY	50,000,000	49,994,000	0	49,994,000	0

## TRADING ACTIVITY FOR JUNE 2025

Description	Maturity Date	Trade Date	Settle Date	event type	Par or Shares	Principal	Traded Interest	Settlement Amount	Realized Gain(Loss)
CREDIT INDUSTRIEL ET COMMERCIAL/ NEWYORK	06/11/25	06/10/25	06/10/25	BUY	50,000,000	49,994,000	0	49,994,000	0
CREDIT INDUSTRIEL ET COMMERCIAL/ NEWYORK	06/11/25	06/10/25	06/10/25	BUY	50,000,000	49,994,000	0	49,994,000	0
CREDIT INDUSTRIEL ET COMMERCIAL/ NEWYORK	06/11/25	06/10/25	06/10/25	BUY	50,000,000	49,994,000	0	49,994,000	0
CREDIT INDUSTRIEL ET COMMERCIAL/ NEWYORK	06/11/25	06/10/25	06/10/25	BUY	20,000,000	19,997,600	0	19,997,600	0
DZ BANK AG DEUTSCHECP4-2	06/25/25	06/24/25	06/24/25	BUY	50,000,000	49,994,000	0	49,994,000	0
DZ BANK AG DEUTSCHECP4-2	06/25/25	06/24/25	06/24/25	BUY	36,000,000	35,995,680	0	35,995,680	0
DZ BANK AG DEUTSCHECP4-2	06/27/25	06/26/25	06/26/25	BUY	3,000,000	2,999,640	0	2,999,640	0
FAIRWAY FINANCE CO,CPABS4	12/18/25	06/17/25	06/17/25	BUY	35,000,000	34,220,939	0	34,220,939	0
FALCON ASSET FUNDINCPABS4	07/18/25	06/16/25	06/16/25	BUY	50,000,000	49,805,778	0	49,805,778	0
FALCON ASSET FUNDING LLC	02/10/26	06/10/25	06/10/25	BUY	50,000,000	50,000,000	0	50,000,000	0
FALCON ASSET FUNDING LLC	02/10/26	06/10/25	06/10/25	BUY	50,000,000	50,000,000	0	50,000,000	0
FALCON ASSET FUNDING LLC	02/10/26	06/10/25	06/10/25	BUY	50,000,000	50,000,000	0	50,000,000	0
FALCON ASSET FUNDING LLC	02/10/26	06/10/25	06/10/25	BUY	8,000,000	8,000,000	0	8,000,000	0
SUMITOMO MITSUI TRUECD	09/18/25	06/13/25	06/18/25	BUY	200,000,000	200,000,000	0	200,000,000	0
GREAT BEAR FUNDING CPABS4	06/18/25	06/11/25	06/11/25	BUY	50,000,000	49,957,708	0	49,957,708	0
GREAT BEAR FUNDING CPABS4	06/18/25	06/11/25	06/11/25	BUY	20,000,000	19,983,083	0	19,983,083	0
GREAT BEAR FUNDING CPABS4	06/25/25	06/18/25	06/18/25	BUY	50,000,000	49,957,708	0	49,957,708	0
GREAT BEAR FUNDING CPABS4	07/02/25	06/24/25	06/25/25	BUY	25,000,000	24,978,903	0	24,978,903	0
GREAT BEAR FUNDING CPABS4	07/02/25	06/25/25	06/25/25	BUY	20,000,000	19,983,083	0	19,983,083	0
ING (U.S.) FUNDING CP	11/04/25	06/04/25	06/04/25	BUY	50,000,000	49,073,500	0	49,073,500	0
ING (U.S.) FUNDING CP	11/04/25	06/04/25	06/04/25	BUY	15,000,000	14,722,050	0	14,722,050	0
LA FAYETTE ASSET SECPABS4	06/04/25	06/03/25	06/03/25	BUY	4,000,000	3,999,518	0	3,999,518	0
LA FAYETTE ASSET SECPABS4	09/17/25	06/13/25	06/18/25	BUY	50,000,000	49,443,889	0	49,443,889	0
LA FAYETTE ASSET SECPABS4	09/17/25	06/13/25	06/18/25	BUY	50,000,000	49,443,889	0	49,443,889	0
LA FAYETTE ASSET SECPABS4	09/18/25	06/18/25	06/18/25	BUY	50,000,000	49,435,222	0	49,435,222	0
LA FAYETTE ASSET SECPABS4	09/18/25	06/18/25	06/18/25	BUY	25,000,000	24,717,611	0	24,717,611	0
LA FAYETTE ASSET SECPABS4	09/24/25	06/16/25	06/18/25	BUY	50,000,000	49,401,111	0	49,401,111	0
LION BAY FUNDING LLCPABS4	06/03/25	06/02/25	06/02/25	BUY	50,000,000	49,993,986	0	49,993,986	0
LION BAY FUNDING LLCPABS4	06/03/25	06/02/25	06/02/25	BUY	50,000,000	49,993,986	0	49,993,986	0
LION BAY FUNDING LLCPABS4	06/03/25	06/02/25	06/02/25	BUY	50,000,000	49,993,986	0	49,993,986	0
LION BAY FUNDING LLCPABS4	06/03/25	06/02/25	06/02/25	BUY	50,000,000	49,993,986	0	49,993,986	0
LION BAY FUNDING LLCPABS4	06/04/25	06/03/25	06/03/25	BUY	50,000,000	49,993,986	0	49,993,986	0
LION BAY FUNDING LLCPABS4	06/04/25	06/03/25	06/03/25	BUY	50,000,000	49,993,986	0	49,993,986	0
LION BAY FUNDING LLCPABS4	06/04/25	06/03/25	06/03/25	BUY	30,000,000	29,996,392	0	29,996,392	0
LION BAY FUNDING LLCPABS4	06/05/25	06/04/25	06/04/25	BUY	50,000,000	49,993,986	0	49,993,986	0
LION BAY FUNDING LLCPABS4	06/05/25	06/04/25	06/04/25	BUY	41,000,000	40,995,069	0	40,995,069	0
LION BAY FUNDING LLCPABS4	06/06/25	06/05/25	06/05/25	BUY	50,000,000	49,993,986	0	49,993,986	0
LION BAY FUNDING LLCPABS4	06/06/25	06/05/25	06/05/25	BUY	25,000,000	24,996,993	0	24,996,993	0
LION BAY FUNDING LLCPABS4	06/09/25	06/06/25	06/06/25	BUY	50,000,000	49,981,958	0	49,981,958	0
LION BAY FUNDING LLCPABS4	06/09/25	06/06/25	06/06/25	BUY	50,000,000	49,981,958	0	49,981,958	0
LION BAY FUNDING LLCPABS4	06/10/25	06/09/25	06/09/25	BUY	50,000,000	49,993,986	0	49,993,986	0
LION BAY FUNDING LLCPABS4	06/10/25	06/09/25	06/09/25	BUY	24,000,000	23,997,113	0	23,997,113	0
LION BAY FUNDING LLCPABS4	06/11/25	06/10/25	06/10/25	BUY	50,000,000	49,993,986	0	49,993,986	0
LION BAY FUNDING LLCPABS4	06/11/25	06/10/25	06/10/25	BUY	30,000,000	29,996,392	0	29,996,392	0
LION BAY FUNDING LLCPABS4	06/12/25	06/11/25	06/11/25	BUY	50,000,000	49,993,986	0	49,993,986	0
LION BAY FUNDING LLCPABS4	06/12/25	06/11/25	06/11/25	BUY	50,000,000	49,993,986	0	49,993,986	0
LION BAY FUNDING LLCPABS4	06/12/25	06/11/25	06/11/25	BUY	38,000,000	37,995,429	0	37,995,429	0
LION BAY FUNDING LLCPABS4	06/13/25	06/12/25	06/12/25	BUY	50,000,000	49,993,986	0	49,993,986	0
LION BAY FUNDING LLCPABS4	06/13/25	06/12/25	06/12/25	BUY	48,000,000	47,994,227	0	47,994,227	0
LION BAY FUNDING LLCPABS4	06/16/25	06/13/25	06/13/25	BUY	50,000,000	49,981,958	0	49,981,958	0
LION BAY FUNDING LLCPABS4	06/16/25	06/13/25	06/13/25	BUY	50,000,000	49,981,958	0	49,981,958	0
LION BAY FUNDING LLCPABS4	06/16/25	06/13/25	06/13/25	BUY	30,000,000	29,989,175	0	29,989,175	0
LION BAY FUNDING LLCPABS4	06/16/25	06/13/25	06/13/25	BUY	50,000,000	49,981,958	0	49,981,958	0
LION BAY FUNDING LLCPABS4	06/17/25	06/16/25	06/16/25	BUY	50,000,000	49,993,986	0	49,993,986	0
LION BAY FUNDING LLCPABS4	06/17/25	06/16/25	06/16/25	BUY	47,000,000	46,994,347	0	46,994,347	0

# TRADING ACTIVITY FOR JUNE 2025

Description	Maturity Date	Trade Date	Settle Date	event type	Par or Shares	Principal	Traded Interest	Settlement Amount	Realized Gain(Loss)
LION BAY FUNDING LLC PABS4	06/18/25	06/11/25	06/11/25	BUY	35,000,000	34,970,464	0	34,970,464	0
LION BAY FUNDING LLC PABS4	06/20/25	06/18/25	06/18/25	BUY	50,000,000	49,987,972	0	49,987,972	0
LION BAY FUNDING LLC PABS4	06/20/25	06/18/25	06/18/25	BUY	10,000,000	9,997,594	0	9,997,594	0
LION BAY FUNDING LLC PABS4	06/26/25	06/25/25	06/25/25	BUY	50,000,000	49,993,986	0	49,993,986	0
LION BAY FUNDING LLC PABS4	06/26/25	06/25/25	06/25/25	BUY	50,000,000	49,993,986	0	49,993,986	0
LION BAY FUNDING LLC PABS4	06/26/25	06/25/25	06/25/25	BUY	48,000,000	47,994,227	0	47,994,227	0
LION BAY FUNDING LLC PABS4	06/30/25	06/27/25	06/27/25	BUY	32,000,000	31,988,453	0	31,988,453	0
LION BAY FUNDING LLC PABS4	07/01/25	06/30/25	06/30/25	BUY	30,000,000	29,996,392	0	29,996,392	0
LION BAY FUNDING LLC PABS4	07/02/25	06/25/25	06/25/25	BUY	25,000,000	24,978,903	0	24,978,903	0
LMA-AMERICAS LLC CPC PABS4	09/02/25	06/03/25	06/03/25	BUY	50,000,000	49,443,889	0	49,443,889	0
LMA-AMERICAS LLC CPC PABS4	09/02/25	06/03/25	06/03/25	BUY	700,000	692,214	0	692,214	0
LMA-AMERICAS LLC CPC PABS4	09/15/25	06/11/25	06/12/25	BUY	50,000,000	49,419,444	0	49,419,444	0
LMA-AMERICAS LLC CPC PABS4	09/15/25	06/11/25	06/12/25	BUY	10,000,000	9,883,889	0	9,883,889	0
LMA-AMERICAS LLC CPC PABS4	10/02/25	06/30/25	06/30/25	BUY	45,700,000	45,174,958	0	45,174,958	0
LMA-AMERICAS LLC CPC PABS4	10/03/25	06/30/25	06/30/25	BUY	50,000,000	49,419,444	0	49,419,444	0
LMA-AMERICAS LLC CPC PABS4	10/03/25	06/30/25	06/30/25	BUY	500,000	494,194	0	494,194	0
LONGSHIP FUNDING LLC PABS4	08/05/25	06/16/25	06/17/25	BUY	25,000,000	24,850,278	0	24,850,278	0
LONGSHIP FUNDING LLC PABS4	08/05/25	06/16/25	06/17/25	BUY	50,000,000	49,700,556	0	49,700,556	0
LONGSHIP FUNDING LLC PABS4	08/05/25	06/16/25	06/17/25	BUY	50,000,000	49,700,556	0	49,700,556	0
LONGSHIP FUNDING LLC PABS4	08/05/25	06/16/25	06/17/25	BUY	50,000,000	49,700,556	0	49,700,556	0
LONGSHIP FUNDING LLC PABS4	08/05/25	06/16/25	06/17/25	BUY	50,000,000	49,700,556	0	49,700,556	0
MATCHPOINT FINANCE CPABS4	06/03/25	06/02/25	06/02/25	BUY	50,000,000	49,993,986	0	49,993,986	0
MATCHPOINT FINANCE CPABS4	06/03/25	06/02/25	06/02/25	BUY	13,000,000	12,998,436	0	12,998,436	0
MATCHPOINT FINANCE CPABS4	06/04/25	06/03/25	06/03/25	BUY	50,000,000	49,993,986	0	49,993,986	0
MATCHPOINT FINANCE CPABS4	06/04/25	06/03/25	06/03/25	BUY	21,000,000	20,997,474	0	20,997,474	0
MATCHPOINT FINANCE CPABS4	06/05/25	06/04/25	06/04/25	BUY	50,000,000	49,993,986	0	49,993,986	0
MATCHPOINT FINANCE CPABS4	06/05/25	06/04/25	06/04/25	BUY	21,000,000	20,997,474	0	20,997,474	0
MATCHPOINT FINANCE CPABS4	06/06/25	06/05/25	06/05/25	BUY	50,000,000	49,993,986	0	49,993,986	0
MATCHPOINT FINANCE CPABS4	06/06/25	06/05/25	06/05/25	BUY	18,000,000	17,997,835	0	17,997,835	0
MATCHPOINT FINANCE CPABS4	06/09/25	06/06/25	06/06/25	BUY	50,000,000	49,981,958	0	49,981,958	0
MATCHPOINT FINANCE CPABS4	06/09/25	06/06/25	06/06/25	BUY	10,000,000	9,996,392	0	9,996,392	0
MATCHPOINT FINANCE CPABS4	06/10/25	06/09/25	06/09/25	BUY	50,000,000	49,993,986	0	49,993,986	0
MATCHPOINT FINANCE CPABS4	06/10/25	06/09/25	06/09/25	BUY	13,000,000	12,998,436	0	12,998,436	0
MATCHPOINT FINANCE CPABS4	06/11/25	06/10/25	06/10/25	BUY	50,000,000	49,993,986	0	49,993,986	0
MATCHPOINT FINANCE CPABS4	06/11/25	06/10/25	06/10/25	BUY	13,000,000	12,998,436	0	12,998,436	0
MATCHPOINT FINANCE CPABS4	06/12/25	06/11/25	06/11/25	BUY	50,000,000	49,993,986	0	49,993,986	0
MATCHPOINT FINANCE CPABS4	06/12/25	06/11/25	06/11/25	BUY	18,000,000	17,997,835	0	17,997,835	0
MATCHPOINT FINANCE CPABS4	06/13/25	06/12/25	06/12/25	BUY	50,000,000	49,993,986	0	49,993,986	0
MATCHPOINT FINANCE CPABS4	06/13/25	06/12/25	06/12/25	BUY	17,000,000	16,997,955	0	16,997,955	0
MATCHPOINT FINANCE CPABS4	06/16/25	06/13/25	06/13/25	BUY	50,000,000	49,981,958	0	49,981,958	0
MATCHPOINT FINANCE CPABS4	06/16/25	06/13/25	06/13/25	BUY	24,000,000	23,991,340	0	23,991,340	0
MATCHPOINT FINANCE CPABS4	06/17/25	06/16/25	06/16/25	BUY	50,000,000	49,993,986	0	49,993,986	0
MATCHPOINT FINANCE CPABS4	06/17/25	06/16/25	06/16/25	BUY	18,000,000	17,997,835	0	17,997,835	0
MATCHPOINT FINANCE CPABS4	06/18/25	06/17/25	06/17/25	BUY	49,000,000	48,994,106	0	48,994,106	0
MATCHPOINT FINANCE CPABS4	06/20/25	06/18/25	06/18/25	BUY	50,000,000	49,987,972	0	49,987,972	0
MATCHPOINT FINANCE CPABS4	06/20/25	06/18/25	06/18/25	BUY	35,000,000	34,991,581	0	34,991,581	0
MATCHPOINT FINANCE CPABS4	06/23/25	06/20/25	06/20/25	BUY	50,000,000	49,981,958	0	49,981,958	0
MATCHPOINT FINANCE CPABS4	06/23/25	06/20/25	06/20/25	BUY	50,000,000	49,981,958	0	49,981,958	0
MATCHPOINT FINANCE CPABS4	06/23/25	06/20/25	06/20/25	BUY	50,000,000	49,981,958	0	49,981,958	0
MATCHPOINT FINANCE CPABS4	06/23/25	06/20/25	06/20/25	BUY	17,530,000	17,523,675	0	17,523,675	0
MATCHPOINT FINANCE CPABS4	06/25/25	06/24/25	06/24/25	BUY	50,000,000	49,993,986	0	49,993,986	0
MATCHPOINT FINANCE CPABS4	06/25/25	06/24/25	06/24/25	BUY	50,000,000	49,993,986	0	49,993,986	0
MATCHPOINT FINANCE CPABS4	06/25/25	06/24/25	06/24/25	BUY	320,000	319,962	0	319,962	0
MATCHPOINT FINANCE CPABS4	06/26/25	06/25/25	06/25/25	BUY	50,000,000	49,993,986	0	49,993,986	0
MATCHPOINT FINANCE CPABS4	06/26/25	06/25/25	06/25/25	BUY	50,000,000	49,993,986	0	49,993,986	0
MATCHPOINT FINANCE CPABS4	06/26/25	06/25/25	06/25/25	BUY	16,000,000	15,998,076	0	15,998,076	0
MATCHPOINT FINANCE CPABS4	06/27/25	06/26/25	06/26/25	BUY	50,000,000	49,993,986	0	49,993,986	0
MATCHPOINT FINANCE CPABS4	06/27/25	06/26/25	06/26/25	BUY	26,000,000	25,996,873	0	25,996,873	0
MATCHPOINT FINANCE CPABS4	06/30/25	06/27/25	06/27/25	BUY	50,000,000	49,981,958	0	49,981,958	0



## TRADING ACTIVITY FOR JUNE 2025

Description	Maturity Date	Trade Date	Settle Date	event type	Par or Shares	Principal	Traded Interest	Settlement Amount	Realized Gain(Loss)
MATCHPOINT FINANCE CPABS4	06/30/25	06/27/25	06/27/25	BUY	50,000,000	49,981,958	0	49,981,958	0
MATCHPOINT FINANCE CPABS4	06/30/25	06/27/25	06/27/25	BUY	29,000,000	28,989,536	0	28,989,536	0
MATCHPOINT FINANCE CPABS4	07/01/25	06/30/25	06/30/25	BUY	50,000,000	49,993,986	0	49,993,986	0
MATCHPOINT FINANCE CPABS4	07/01/25	06/30/25	06/30/25	BUY	50,000,000	49,993,986	0	49,993,986	0
MATCHPOINT FINANCE CPABS4	07/01/25	06/30/25	06/30/25	BUY	50,000,000	36,995,550	0	36,995,550	0
MUFG BANK LTD, CPCP	09/17/25	06/04/25	06/04/25	BUY	50,000,000	49,358,333	0	49,358,333	0
MUFG BANK LTD, CPCP	09/17/25	06/04/25	06/04/25	BUY	50,000,000	49,358,333	0	49,358,333	0
MUFG BANK LTD, CPCP	09/17/25	06/04/25	06/04/25	BUY	50,000,000	49,358,333	0	49,358,333	0
MUFG BANK LTD, CPCP	09/24/25	06/16/25	06/16/25	BUY	50,000,000	49,388,889	0	49,388,889	0
MUFG BANK LTD, CPCP	09/24/25	06/16/25	06/16/25	BUY	50,000,000	49,388,889	0	49,388,889	0
MUFG BANK LTD, CPCP	09/24/25	06/16/25	06/16/25	BUY	50,000,000	49,388,889	0	49,388,889	0
MUFG BANK LTD, CPCP	09/24/25	06/16/25	06/16/25	BUY	50,000,000	49,388,889	0	49,388,889	0
MUFG BANK LTD, CPCP	09/24/25	06/16/25	06/16/25	BUY	41,000,000	40,498,889	0	40,498,889	0
NORDEA BANK ABP CP4CP4-2	06/06/25	06/05/25	06/05/25	BUY	50,000,000	49,994,056	0	49,994,056	0
NORDEA BANK ABP CP4CP4-2	06/06/25	06/05/25	06/05/25	BUY	25,000,000	24,997,028	0	24,997,028	0
PODIUM FUNDING TRUSCPABS3	12/04/25	06/03/25	06/03/25	BUY	50,000,000	48,888,333	0	48,888,333	0
PODIUM FUNDING TRUSCPABS3	12/04/25	06/03/25	06/03/25	BUY	25,000,000	24,444,167	0	24,444,167	0
PODIUM FUNDING TRUSCPABS3	12/10/25	06/13/25	06/13/25	BUY	16,000,000	15,652,000	0	15,652,000	0
SHEFFIELD RECEIVABCPABS4	09/18/25	06/18/25	06/18/25	BUY	50,000,000	49,437,778	0	49,437,778	0
SHEFFIELD RECEIVABCPABS4	09/18/25	06/18/25	06/18/25	BUY	50,000,000	49,437,778	0	49,437,778	0
SHEFFIELD RECEIVABCPABS4	09/18/25	06/18/25	06/18/25	BUY	30,000,000	29,662,667	0	29,662,667	0
SHEFFIELD RECEIVABCPABS4	09/22/25	06/23/25	06/23/25	BUY	50,000,000	49,443,889	0	49,443,889	0
SHEFFIELD RECEIVABCPABS4	09/23/25	06/24/25	06/24/25	BUY	50,000,000	49,443,889	0	49,443,889	0
SHEFFIELD RECEIVABCPABS4	09/23/25	06/24/25	06/24/25	BUY	50,000,000	49,443,889	0	49,443,889	0
SHEFFIELD RECEIVABCPABS4	09/23/25	06/24/25	06/24/25	BUY	50,000,000	49,443,889	0	49,443,889	0
SHEFFIELD RECEIVABCPABS4	09/23/25	06/24/25	06/24/25	BUY	5,000,000	4,944,389	0	4,944,389	0
SHEFFIELD RECEIVABCPABS4	10/01/25	06/23/25	06/23/25	BUY	50,000,000	49,388,889	0	49,388,889	0
SHEFFIELD RECEIVABCPABS4	10/08/25	06/25/25	06/25/25	BUY	50,000,000	49,358,333	0	49,358,333	0
SHEFFIELD RECEIVABCPABS4	10/08/25	06/25/25	06/25/25	BUY	50,000,000	49,358,333	0	49,358,333	0
SHEFFIELD RECEIVABCPABS4	10/08/25	06/25/25	06/25/25	BUY	15,000,000	14,807,500	0	14,807,500	0
STARBIRD FUNDING COCPABS4	06/03/25	06/02/25	06/02/25	BUY	50,000,000	49,993,986	0	49,993,986	0
STARBIRD FUNDING COCPABS4	06/03/25	06/02/25	06/02/25	BUY	23,000,000	22,997,234	0	22,997,234	0
STARBIRD FUNDING COCPABS4	06/03/25	06/02/25	06/02/25	BUY	50,000,000	49,993,986	0	49,993,986	0
STARBIRD FUNDING COCPABS4	06/03/25	06/02/25	06/02/25	BUY	50,000,000	49,993,986	0	49,993,986	0
STARBIRD FUNDING COCPABS4	06/03/25	06/02/25	06/02/25	BUY	25,000,000	24,996,993	0	24,996,993	0
STARBIRD FUNDING COCPABS4	06/04/25	06/03/25	06/03/25	BUY	50,000,000	49,993,986	0	49,993,986	0
STARBIRD FUNDING COCPABS4	06/04/25	06/03/25	06/03/25	BUY	50,000,000	49,993,986	0	49,993,986	0
STARBIRD FUNDING COCPABS4	06/04/25	06/03/25	06/03/25	BUY	33,000,000	32,996,031	0	32,996,031	0
STARBIRD FUNDING COCPABS4	06/05/25	06/04/25	06/04/25	BUY	50,000,000	49,993,986	0	49,993,986	0
STARBIRD FUNDING COCPABS4	06/05/25	06/04/25	06/04/25	BUY	50,000,000	49,993,986	0	49,993,986	0
STARBIRD FUNDING COCPABS4	06/05/25	06/04/25	06/04/25	BUY	34,000,000	33,995,911	0	33,995,911	0
STARBIRD FUNDING COCPABS4	06/05/25	06/04/25	06/04/25	BUY	50,000,000	49,993,986	0	49,993,986	0
STARBIRD FUNDING COCPABS4	06/05/25	06/04/25	06/04/25	BUY	50,000,000	49,993,986	0	49,993,986	0
STARBIRD FUNDING COCPABS4	06/05/25	06/04/25	06/04/25	BUY	50,000,000	49,993,986	0	49,993,986	0
STARBIRD FUNDING COCPABS4	06/05/25	06/04/25	06/04/25	BUY	4,000,000	3,999,519	0	3,999,519	0
STARBIRD FUNDING COCPABS4	06/06/25	06/05/25	06/05/25	BUY	50,000,000	49,993,986	0	49,993,986	0
STARBIRD FUNDING COCPABS4	06/06/25	06/05/25	06/05/25	BUY	50,000,000	49,993,986	0	49,993,986	0
STARBIRD FUNDING COCPABS4	06/06/25	06/05/25	06/05/25	BUY	50,000,000	49,993,986	0	49,993,986	0
STARBIRD FUNDING COCPABS4	06/06/25	06/05/25	06/05/25	BUY	41,000,000	40,995,069	0	40,995,069	0
STARBIRD FUNDING COCPABS4	06/06/25	06/05/25	06/05/25	BUY	44,000,000	43,994,708	0	43,994,708	0
STARBIRD FUNDING COCPABS4	06/09/25	06/06/25	06/06/25	BUY	10,000,000	9,996,392	0	9,996,392	0
STARBIRD FUNDING COCPABS4	06/09/25	06/06/25	06/06/25	BUY	50,000,000	49,981,958	0	49,981,958	0
STARBIRD FUNDING COCPABS4	06/09/25	06/06/25	06/06/25	BUY	50,000,000	49,981,958	0	49,981,958	0
STARBIRD FUNDING COCPABS4	06/09/25	06/06/25	06/06/25	BUY	50,000,000	49,981,958	0	49,981,958	0
STARBIRD FUNDING COCPABS4	06/09/25	06/06/25	06/06/25	BUY	50,000,000	49,981,958	0	49,981,958	0
STARBIRD FUNDING COCPABS4	06/09/25	06/06/25	06/06/25	BUY	50,000,000	49,981,958	0	49,981,958	0
STARBIRD FUNDING COCPABS4	06/10/25	06/09/25	06/09/25	BUY	50,000,000	49,993,986	0	49,993,986	0
STARBIRD FUNDING COCPABS4	06/10/25	06/09/25	06/09/25	BUY	50,000,000	49,993,986	0	49,993,986	0
STARBIRD FUNDING COCPABS4	06/10/25	06/09/25	06/09/25	BUY	35,000,000	34,995,790	0	34,995,790	0
STARBIRD FUNDING COCPABS4	06/10/25	06/09/25	06/09/25	BUY	50,000,000	49,993,986	0	49,993,986	0
STARBIRD FUNDING COCPABS4	06/10/25	06/09/25	06/09/25	BUY	50,000,000	49,993,986	0	49,993,986	0
STARBIRD FUNDING COCPABS4	06/10/25	06/09/25	06/09/25	BUY	50,000,000	49,993,986	0	49,993,986	0

## TRADING ACTIVITY FOR JUNE 2025

Description	Maturity Date	Trade Date	Settle Date	event type	Par or Shares	Principal	Traded Interest	Settlement Amount	Realized Gain(Loss)
STARBIRD FUNDING COCPABS4	06/10/25	06/09/25	06/09/25	BUY	31,000,000	30,996,271	0	30,996,271	0
STARBIRD FUNDING COCPABS4	06/11/25	06/10/25	06/10/25	BUY	28,000,000	27,996,632	0	27,996,632	0
STARBIRD FUNDING COCPABS4	06/13/25	06/12/25	06/12/25	BUY	10,000,000	9,998,797	0	9,998,797	0
STARBIRD FUNDING COCPABS4	06/17/25	06/16/25	06/16/25	BUY	16,000,000	15,998,076	0	15,998,076	0
STARBIRD FUNDING COCPABS4	06/25/25	06/24/25	06/24/25	BUY	50,000,000	49,993,986	0	49,993,986	0
STARBIRD FUNDING COCPABS4	06/25/25	06/24/25	06/24/25	BUY	23,660,000	23,657,154	0	23,657,154	0
STARBIRD FUNDING COCPABS4	06/27/25	06/26/25	06/26/25	BUY	50,000,000	49,993,986	0	49,993,986	0
STARBIRD FUNDING COCPABS4	06/27/25	06/26/25	06/26/25	BUY	50,000,000	49,993,986	0	49,993,986	0
STARBIRD FUNDING COCPABS4	06/27/25	06/26/25	06/26/25	BUY	42,000,000	41,994,948	0	41,994,948	0
STARBIRD FUNDING COCPABS4	06/30/25	06/27/25	06/27/25	BUY	39,000,000	38,985,928	0	38,985,928	0
STARBIRD FUNDING COCPABS4	07/01/25	06/30/25	06/30/25	BUY	50,000,000	49,993,986	0	49,993,986	0
STARBIRD FUNDING COCPABS4	07/01/25	06/30/25	06/30/25	BUY	50,000,000	49,993,986	0	49,993,986	0
STARBIRD FUNDING COCPABS4	07/01/25	06/30/25	06/30/25	BUY	50,000,000	49,993,986	0	49,993,986	0
STARBIRD FUNDING COCPABS4	07/01/25	06/30/25	06/30/25	BUY	40,000,000	39,995,189	0	39,995,189	0
SUMITOMO MITSUI TRUCDYAN	09/22/25	06/09/25	06/09/25	BUY	50,000,000	50,000,000	0	50,000,000	0
SUMITOMO MITSUI TRUCDYAN	09/22/25	06/09/25	06/09/25	BUY	16,000,000	16,000,000	0	16,000,000	0
SUMITOMO MITSUI TRUCDYAN	09/22/25	06/09/25	06/09/25	BUY	50,000,000	50,000,000	0	50,000,000	0
SUMITOMO MITSUI TRUCDYAN	09/22/25	06/09/25	06/09/25	BUY	50,000,000	50,000,000	0	50,000,000	0
SUMITOMO MITSUI TRUCDYAN	09/15/25	06/11/25	06/13/25	BUY	50,000,000	50,000,000	0	50,000,000	0
SUMITOMO MITSUI TRUCDYAN	09/15/25	06/11/25	06/13/25	BUY	50,000,000	50,000,000	0	50,000,000	0
SUMITOMO MITSUI TRUCDYAN	09/15/25	06/11/25	06/13/25	BUY	40,000,000	40,000,000	0	40,000,000	0
SUMITOMO MITSUI TRUCDYAN	10/01/25	06/30/25	07/01/25	BUY	50,000,000	50,000,000	0	50,000,000	0
SUMITOMO MITSUI TRUCDYAN	10/01/25	06/30/25	07/01/25	BUY	50,000,000	50,000,000	0	50,000,000	0
SUMITOMO MITSUI TRUCDYAN	10/01/25	06/30/25	07/01/25	BUY	50,000,000	50,000,000	0	50,000,000	0
THUNDER BAY FUNDINGCPABS4	01/07/26	06/09/25	06/11/25	BUY	50,000,000	48,734,167	0	48,734,167	0
TOYOTA CREDIT DE PUCP	02/12/26	06/18/25	06/18/25	BUY	32,000,000	31,073,742	0	31,073,742	0
TOYOTA CREDIT DE PUCP	03/02/26	06/11/25	06/11/25	BUY	10,000,000	9,678,067	0	9,678,067	0
TRUIST BANK CDCD	06/09/25	06/02/25	06/02/25	BUY	40,000,000	40,000,000	0	40,000,000	0
TRUIST BANK CDCD	06/16/25	06/09/25	06/09/25	BUY	50,000,000	50,000,000	0	50,000,000	0
TRUIST BANK CDCD	06/16/25	06/09/25	06/09/25	BUY	20,000,000	20,000,000	0	20,000,000	0
TRUIST BANK CDCD	06/23/25	06/16/25	06/16/25	BUY	40,000,000	40,000,000	0	40,000,000	0
TRUIST BANK CDCD	06/30/25	06/23/25	06/23/25	BUY	50,000,000	50,000,000	0	50,000,000	0
TRUIST BANK CDCD	06/30/25	06/23/25	06/23/25	BUY	50,000,000	50,000,000	0	50,000,000	0
TRUIST BANK CDCD	06/30/25	06/23/25	06/23/25	BUY	40,000,000	40,000,000	0	40,000,000	0
TRUIST BANK CDCD	10/01/25	06/30/25	06/30/25	BUY	50,000,000	50,000,000	0	50,000,000	0
TRUIST BANK CDCD	10/01/25	06/30/25	06/30/25	BUY	50,000,000	50,000,000	0	50,000,000	0
TRUIST BANK CDCD	10/01/25	06/30/25	06/30/25	BUY	50,000,000	50,000,000	0	50,000,000	0
TRUIST BANK CDCD	10/01/25	06/30/25	06/30/25	BUY	50,000,000	50,000,000	0	50,000,000	0
UNITEDHEALTH GROUP,CP4-2	06/26/25	06/25/25	06/25/25	BUY	50,000,000	49,993,972	0	49,993,972	0
VICTORY RECEIVABLESCPABS4	09/16/25	06/17/25	06/17/25	BUY	50,000,000	49,443,889	0	49,443,889	0
VICTORY RECEIVABLESCPABS4	09/16/25	06/17/25	06/17/25	BUY	50,000,000	49,443,889	0	49,443,889	0
VICTORY RECEIVABLESCPABS4	09/16/25	06/17/25	06/17/25	BUY	50,000,000	49,443,889	0	49,443,889	0
VICTORY RECEIVABLESCPABS4	09/16/25	06/17/25	06/17/25	BUY	50,000,000	49,443,889	0	49,443,889	0
VICTORY RECEIVABLESCPABS4	09/16/25	06/17/25	06/17/25	BUY	50,000,000	49,443,889	0	49,443,889	0
VICTORY RECEIVABLESCPABS4	09/16/25	06/17/25	06/17/25	BUY	10,000,000	9,888,778	0	9,888,778	0
DREYFUS GOVT CASH MGMT FUND	02/01/27	06/04/25	06/04/25	BUY	5,696,062	5,696,062	0	5,696,062	0
DREYFUS GOVT CASH MGMT FUND	02/01/27	06/09/25	06/09/25	BUY	7,536,528	7,536,528	0	7,536,528	0
DREYFUS GOVT CASH MGMT FUND	02/01/27	06/16/25	06/16/25	BUY	4,314,462	4,314,462	0	4,314,462	0
DREYFUS GOVT CASH MGMT FUND	02/01/27	06/20/25	06/20/25	BUY	3,453,357	3,453,357	0	3,453,357	0
DREYFUS GOVT CASH MGMT FUND	02/01/27	06/23/25	06/23/25	BUY	1,749,544	1,749,544	0	1,749,544	0
DREYFUS GOVT CASH MGMT FUND	02/01/27	06/25/25	06/25/25	BUY	1,734,021	1,734,021	0	1,734,021	0
MIZUHO TRIPARTY	06/03/25	06/02/25	06/02/25	BUY	500,000,000	500,000,000	0	500,000,000	0
HSBC TRIPARTY	06/03/25	06/02/25	06/02/25	BUY	100,000,000	100,000,000	0	100,000,000	0
BANK OF AMERICA TRIPARTY	06/03/25	06/02/25	06/02/25	BUY	2,244,000,000	2,244,000,000	0	2,244,000,000	0
BANK OF NOVA SCOTIA	06/03/25	06/02/25	06/02/25	BUY	700,000,000	700,000,000	0	700,000,000	0
HSBC TRIPARTY	06/03/25	06/02/25	06/02/25	BUY	600,000,000	600,000,000	0	600,000,000	0
MIZUHO TRIPARTY	06/04/25	06/03/25	06/03/25	BUY	500,000,000	500,000,000	0	500,000,000	0
HSBC TRIPARTY	06/04/25	06/03/25	06/03/25	BUY	100,000,000	100,000,000	0	100,000,000	0
BANK OF AMERICA TRIPARTY	06/04/25	06/03/25	06/03/25	BUY	192,000,000	192,000,000	0	192,000,000	0
BANK OF NOVA SCOTIA	06/04/25	06/03/25	06/03/25	BUY	700,000,000	700,000,000	0	700,000,000	0

## TRADING ACTIVITY FOR JUNE 2025

Description	Maturity Date	Trade Date	Settle Date	event type	Par or Shares	Principal	Traded Interest	Settlement Amount	Realized Gain(Loss)
HSBC TRIPARTY	06/04/25	06/03/25	06/03/25	BUY	600,000,000	600,000,000	0	600,000,000	0
MIZUHO TRIPARTY	06/05/25	06/04/25	06/04/25	BUY	500,000,000	500,000,000	0	500,000,000	0
HSBC TRIPARTY	06/05/25	06/04/25	06/04/25	BUY	100,000,000	100,000,000	0	100,000,000	0
BANK OF AMERICA TRIPARTY	06/05/25	06/04/25	06/04/25	BUY	216,000,000	216,000,000	0	216,000,000	0
BANK OF NOVA SCOTIA	06/05/25	06/04/25	06/04/25	BUY	700,000,000	700,000,000	0	700,000,000	0
HSBC TRIPARTY	06/05/25	06/04/25	06/04/25	BUY	200,000,000	200,000,000	0	200,000,000	0
MIZUHO TRIPARTY	06/06/25	06/05/25	06/05/25	BUY	500,000,000	500,000,000	0	500,000,000	0
HSBC TRIPARTY	06/06/25	06/05/25	06/05/25	BUY	100,000,000	100,000,000	0	100,000,000	0
BANK OF AMERICA TRIPARTY	06/06/25	06/05/25	06/05/25	BUY	534,000,000	534,000,000	0	534,000,000	0
BANK OF NOVA SCOTIA	06/06/25	06/05/25	06/05/25	BUY	700,000,000	700,000,000	0	700,000,000	0
HSBC TRIPARTY	06/06/25	06/05/25	06/05/25	BUY	600,000,000	600,000,000	0	600,000,000	0
MIZUHO TRIPARTY	06/09/25	06/06/25	06/06/25	BUY	500,000,000	500,000,000	0	500,000,000	0
HSBC TRIPARTY	06/09/25	06/06/25	06/06/25	BUY	100,000,000	100,000,000	0	100,000,000	0
BANK OF AMERICA TRIPARTY	06/09/25	06/06/25	06/06/25	BUY	314,000,000	314,000,000	0	314,000,000	0
BANK OF NOVA SCOTIA	06/09/25	06/06/25	06/06/25	BUY	700,000,000	700,000,000	0	700,000,000	0
HSBC TRIPARTY	06/09/25	06/06/25	06/06/25	BUY	250,000,000	250,000,000	0	250,000,000	0
MIZUHO TRIPARTY	06/10/25	06/09/25	06/09/25	BUY	500,000,000	500,000,000	0	500,000,000	0
HSBC TRIPARTY	06/10/25	06/09/25	06/09/25	BUY	100,000,000	100,000,000	0	100,000,000	0
BANK OF AMERICA TRIPARTY	06/10/25	06/09/25	06/09/25	BUY	933,000,000	933,000,000	0	933,000,000	0
BANK OF NOVA SCOTIA	06/10/25	06/09/25	06/09/25	BUY	700,000,000	700,000,000	0	700,000,000	0
HSBC TRIPARTY	06/10/25	06/09/25	06/09/25	BUY	600,000,000	600,000,000	0	600,000,000	0
MIZUHO TRIPARTY	06/11/25	06/10/25	06/10/25	BUY	500,000,000	500,000,000	0	500,000,000	0
HSBC TRIPARTY	06/11/25	06/10/25	06/10/25	BUY	100,000,000	100,000,000	0	100,000,000	0
BANK OF AMERICA TRIPARTY	06/11/25	06/10/25	06/10/25	BUY	587,000,000	587,000,000	0	587,000,000	0
BANK OF NOVA SCOTIA	06/11/25	06/10/25	06/10/25	BUY	700,000,000	700,000,000	0	700,000,000	0
HSBC TRIPARTY	06/11/25	06/10/25	06/10/25	BUY	600,000,000	600,000,000	0	600,000,000	0
MIZUHO TRIPARTY	06/12/25	06/11/25	06/11/25	BUY	500,000,000	500,000,000	0	500,000,000	0
HSBC TRIPARTY	06/12/25	06/11/25	06/11/25	BUY	100,000,000	100,000,000	0	100,000,000	0
BANK OF AMERICA TRIPARTY	06/12/25	06/11/25	06/11/25	BUY	267,000,000	267,000,000	0	267,000,000	0
BANK OF NOVA SCOTIA	06/12/25	06/11/25	06/11/25	BUY	700,000,000	700,000,000	0	700,000,000	0
HSBC TRIPARTY	06/12/25	06/11/25	06/11/25	BUY	300,000,000	300,000,000	0	300,000,000	0
MIZUHO TRIPARTY	06/13/25	06/12/25	06/12/25	BUY	500,000,000	500,000,000	0	500,000,000	0
HSBC TRIPARTY	06/13/25	06/12/25	06/12/25	BUY	100,000,000	100,000,000	0	100,000,000	0
BANK OF AMERICA TRIPARTY	06/13/25	06/12/25	06/12/25	BUY	214,000,000	214,000,000	0	214,000,000	0
BANK OF NOVA SCOTIA	06/13/25	06/12/25	06/12/25	BUY	700,000,000	700,000,000	0	700,000,000	0
HSBC TRIPARTY	06/13/25	06/12/25	06/12/25	BUY	300,000,000	300,000,000	0	300,000,000	0
MIZUHO TRIPARTY	06/16/25	06/13/25	06/13/25	BUY	500,000,000	500,000,000	0	500,000,000	0
HSBC TRIPARTY	06/16/25	06/13/25	06/13/25	BUY	100,000,000	100,000,000	0	100,000,000	0
BANK OF AMERICA TRIPARTY	06/16/25	06/13/25	06/13/25	BUY	153,000,000	153,000,000	0	153,000,000	0
BANK OF NOVA SCOTIA	06/16/25	06/13/25	06/13/25	BUY	700,000,000	700,000,000	0	700,000,000	0
HSBC TRIPARTY	06/16/25	06/13/25	06/13/25	BUY	150,000,000	150,000,000	0	150,000,000	0
MIZUHO TRIPARTY	06/17/25	06/16/25	06/16/25	BUY	500,000,000	500,000,000	0	500,000,000	0
HSBC TRIPARTY	06/17/25	06/16/25	06/16/25	BUY	100,000,000	100,000,000	0	100,000,000	0
BANK OF AMERICA TRIPARTY	06/17/25	06/16/25	06/16/25	BUY	154,000,000	154,000,000	0	154,000,000	0
BANK OF NOVA SCOTIA	06/17/25	06/16/25	06/16/25	BUY	700,000,000	700,000,000	0	700,000,000	0
HSBC TRIPARTY	06/17/25	06/16/25	06/16/25	BUY	600,000,000	600,000,000	0	600,000,000	0
MIZUHO TRIPARTY	06/18/25	06/17/25	06/17/25	BUY	500,000,000	500,000,000	0	500,000,000	0
HSBC TRIPARTY	06/18/25	06/17/25	06/17/25	BUY	100,000,000	100,000,000	0	100,000,000	0
BANK OF AMERICA TRIPARTY	06/18/25	06/17/25	06/17/25	BUY	394,000,000	394,000,000	0	394,000,000	0
BANK OF NOVA SCOTIA	06/18/25	06/17/25	06/17/25	BUY	700,000,000	700,000,000	0	700,000,000	0
HSBC TRIPARTY	06/18/25	06/17/25	06/17/25	BUY	300,000,000	300,000,000	0	300,000,000	0
MIZUHO TRIPARTY	06/20/25	06/18/25	06/18/25	BUY	150,000,000	150,000,000	0	150,000,000	0
HSBC TRIPARTY	06/20/25	06/18/25	06/18/25	BUY	100,000,000	100,000,000	0	100,000,000	0
BANK OF AMERICA TRIPARTY	06/20/25	06/18/25	06/18/25	BUY	697,000,000	697,000,000	0	697,000,000	0
BANK OF NOVA SCOTIA	06/20/25	06/18/25	06/18/25	BUY	700,000,000	700,000,000	0	700,000,000	0
HSBC TRIPARTY	06/20/25	06/18/25	06/18/25	BUY	100,000,000	100,000,000	0	100,000,000	0
MIZUHO TRIPARTY	06/23/25	06/20/25	06/20/25	BUY	500,000,000	500,000,000	0	500,000,000	0
HSBC TRIPARTY	06/23/25	06/20/25	06/20/25	BUY	100,000,000	100,000,000	0	100,000,000	0
BANK OF AMERICA TRIPARTY	06/23/25	06/20/25	06/20/25	BUY	415,000,000	415,000,000	0	415,000,000	0



## TRADING ACTIVITY FOR JUNE 2025

Description	Maturity Date	Trade Date	Settle Date	event type	Par or Shares	Principal	Traded Interest	Settlement Amount	Realized Gain(Loss)
BANK OF NOVA SCOTIA	06/23/25	06/20/25	06/20/25	BUY	700,000,000	700,000,000	0	700,000,000	0
HSBC TRIPARTY	06/23/25	06/20/25	06/20/25	BUY	600,000,000	600,000,000	0	600,000,000	0
MIZUHO TRIPARTY	06/24/25	06/23/25	06/23/25	BUY	100,000,000	100,000,000	0	100,000,000	0
HSBC TRIPARTY	06/24/25	06/23/25	06/23/25	BUY	100,000,000	100,000,000	0	100,000,000	0
BANK OF AMERICA TRIPARTY	06/24/25	06/23/25	06/23/25	BUY	202,000,000	202,000,000	0	202,000,000	0
BANK OF NOVA SCOTIA	06/24/25	06/23/25	06/23/25	BUY	700,000,000	700,000,000	0	700,000,000	0
HSBC TRIPARTY	06/24/25	06/23/25	06/23/25	BUY	300,000,000	300,000,000	0	300,000,000	0
MIZUHO TRIPARTY	06/25/25	06/24/25	06/24/25	BUY	100,000,000	100,000,000	0	100,000,000	0
HSBC TRIPARTY	06/25/25	06/24/25	06/24/25	BUY	100,000,000	100,000,000	0	100,000,000	0
BANK OF AMERICA TRIPARTY	06/25/25	06/24/25	06/24/25	BUY	1,587,000,000	1,587,000,000	0	1,587,000,000	0
BANK OF NOVA SCOTIA	06/25/25	06/24/25	06/24/25	BUY	700,000,000	700,000,000	0	700,000,000	0
HSBC TRIPARTY	06/25/25	06/24/25	06/24/25	BUY	300,000,000	300,000,000	0	300,000,000	0
MIZUHO TRIPARTY	06/26/25	06/25/25	06/25/25	BUY	100,000,000	100,000,000	0	100,000,000	0
HSBC TRIPARTY	06/26/25	06/25/25	06/25/25	BUY	100,000,000	100,000,000	0	100,000,000	0
BANK OF AMERICA TRIPARTY	06/26/25	06/25/25	06/25/25	BUY	99,000,000	99,000,000	0	99,000,000	0
BANK OF NOVA SCOTIA	06/26/25	06/25/25	06/25/25	BUY	700,000,000	700,000,000	0	700,000,000	0
HSBC TRIPARTY	06/26/25	06/25/25	06/25/25	BUY	300,000,000	300,000,000	0	300,000,000	0
MIZUHO TRIPARTY	06/27/25	06/26/25	06/26/25	BUY	500,000,000	500,000,000	0	500,000,000	0
HSBC TRIPARTY	06/27/25	06/26/25	06/26/25	BUY	100,000,000	100,000,000	0	100,000,000	0
BANK OF AMERICA TRIPARTY	06/27/25	06/26/25	06/26/25	BUY	2,270,000,000	2,270,000,000	0	2,270,000,000	0
BANK OF NOVA SCOTIA	06/27/25	06/26/25	06/26/25	BUY	700,000,000	700,000,000	0	700,000,000	0
HSBC TRIPARTY	06/27/25	06/26/25	06/26/25	BUY	600,000,000	600,000,000	0	600,000,000	0
MIZUHO TRIPARTY	06/30/25	06/27/25	06/27/25	BUY	100,000,000	100,000,000	0	100,000,000	0
HSBC TRIPARTY	06/30/25	06/27/25	06/27/25	BUY	100,000,000	100,000,000	0	100,000,000	0
BANK OF AMERICA TRIPARTY	06/30/25	06/27/25	06/27/25	BUY	1,375,000,000	1,375,000,000	0	1,375,000,000	0
BANK OF NOVA SCOTIA	06/30/25	06/27/25	06/27/25	BUY	700,000,000	700,000,000	0	700,000,000	0
HSBC TRIPARTY	06/30/25	06/27/25	06/27/25	BUY	300,000,000	300,000,000	0	300,000,000	0
MIZUHO TRIPARTY	07/01/25	06/30/25	06/30/25	BUY	100,000,000	100,000,000	0	100,000,000	0
HSBC TRIPARTY	07/01/25	06/30/25	06/30/25	BUY	100,000,000	100,000,000	0	100,000,000	0
BANK OF AMERICA TRIPARTY	07/01/25	06/30/25	06/30/25	BUY	1,782,000,000	1,782,000,000	0	1,782,000,000	0
BANK OF NOVA SCOTIA	07/01/25	06/30/25	06/30/25	BUY	700,000,000	700,000,000	0	700,000,000	0
HSBC TRIPARTY	07/01/25	06/30/25	06/30/25	BUY	300,000,000	300,000,000	0	300,000,000	0
					60,567,755.974	60,528,389.207	0	60,528,389.207	0
ECMC GROUP INC	12/01/54	06/01/25	06/01/25	CA_CASH_CLOSE	900,000	900,000	3,387	903,387	0
PENNSYLVANIA HIGHER EDUCATION AS-SISTANCE AGENCY	06/01/54	06/01/25	06/01/25	CA_CASH_CLOSE	3,096,000	3,096,000	11,597	3,107,597	0
STATE OF TEXAS	12/01/54	06/02/25	06/02/25	CA_CASH_CLOSE	405,000	405,000	0	405,000	0
					4,401,000	4,401,000	14,984	4,415,984	0
ABN AMRO BANK N.V.	06/09/25	06/02/25	06/02/25	DEPOSIT	1,450,000,000	1,450,000,000	0	1,450,000,000	0
RABOBANK NEW YORK	06/10/25	06/03/25	06/03/25	DEPOSIT	740,000,000	740,000,000	0	740,000,000	0
MIZUHO BANK, LTD., CANADA BRANCH	06/04/25	06/03/25	06/03/25	DEPOSIT	1,250,000,000	1,250,000,000	0	1,250,000,000	0
NORDEA BANK ABP	06/04/25	06/03/25	06/03/25	DEPOSIT	700,000,000	700,000,000	0	700,000,000	0
AUSTRALIA AND NEW ZEALAND BANK-ING GROUP LTD.	06/11/25	06/04/25	06/04/25	DEPOSIT	1,425,000,000	1,425,000,000	0	1,425,000,000	0
RABOBANK NEW YORK	06/11/25	06/04/25	06/04/25	DEPOSIT	690,000,000	690,000,000	0	690,000,000	0
MIZUHO BANK, LTD., CANADA BRANCH	06/05/25	06/04/25	06/04/25	DEPOSIT	1,245,000,000	1,245,000,000	0	1,245,000,000	0
NORDEA BANK ABP	06/05/25	06/04/25	06/04/25	DEPOSIT	1,000,000,000	1,000,000,000	0	1,000,000,000	0
MIZUHO BANK, LTD., CANADA BRANCH	06/06/25	06/05/25	06/05/25	DEPOSIT	1,240,000,000	1,240,000,000	0	1,240,000,000	0
MIZUHO BANK, LTD., CANADA BRANCH	06/09/25	06/06/25	06/06/25	DEPOSIT	1,230,000,000	1,230,000,000	0	1,230,000,000	0
CREDIT INDUSTRIEL ET COMMERCIAL, NEW YORK BRANCH	06/09/25	06/06/25	06/06/25	DEPOSIT	1,000,000,000	1,000,000,000	0	1,000,000,000	0
ABN AMRO BANK N.V.	06/16/25	06/09/25	06/09/25	DEPOSIT	1,400,000,000	1,400,000,000	0	1,400,000,000	0
MIZUHO BANK, LTD., CANADA BRANCH	06/10/25	06/09/25	06/09/25	DEPOSIT	1,230,000,000	1,230,000,000	0	1,230,000,000	0
RABOBANK NEW YORK	06/17/25	06/10/25	06/10/25	DEPOSIT	725,000,000	725,000,000	0	725,000,000	0
MIZUHO BANK, LTD., CANADA BRANCH	06/11/25	06/10/25	06/10/25	DEPOSIT	1,230,000,000	1,230,000,000	0	1,230,000,000	0
NORDEA BANK ABP	06/11/25	06/10/25	06/10/25	DEPOSIT	750,000,000	750,000,000	0	750,000,000	0

## TRADING ACTIVITY FOR JUNE 2025

Description	Maturity Date	Trade Date	Settle Date	event type	Par or Shares	Principal	Traded Interest	Settlement Amount	Realized Gain(Loss)
AUSTRALIA AND NEW ZEALAND BANK- ING GROUP LTD.	06/18/25	06/11/25	06/11/25	DEPOSIT	1,420,000,000	1,420,000,000	0	1,420,000,000	0
RABOBANK NEW YORK	06/18/25	06/11/25	06/11/25	DEPOSIT	700,000,000	700,000,000	0	700,000,000	0
MIZUHO BANK, LTD., CANADA BRANCH	06/12/25	06/11/25	06/11/25	DEPOSIT	1,235,000,000	1,235,000,000	0	1,235,000,000	0
NORDEA BANK ABP	06/12/25	06/11/25	06/11/25	DEPOSIT	1,250,000,000	1,250,000,000	0	1,250,000,000	0
MIZUHO BANK, LTD., CANADA BRANCH	06/13/25	06/12/25	06/12/25	DEPOSIT	1,225,000,000	1,225,000,000	0	1,225,000,000	0
NORDEA BANK ABP	06/13/25	06/12/25	06/12/25	DEPOSIT	1,300,000,000	1,300,000,000	0	1,300,000,000	0
MIZUHO BANK, LTD., CANADA BRANCH	06/16/25	06/13/25	06/13/25	DEPOSIT	1,200,000,000	1,200,000,000	0	1,200,000,000	0
NORDEA BANK ABP	06/16/25	06/13/25	06/13/25	DEPOSIT	1,250,000,000	1,250,000,000	0	1,250,000,000	0
ABN AMRO BANK N.V.	06/23/25	06/16/25	06/16/25	DEPOSIT	1,400,000,000	1,400,000,000	0	1,400,000,000	0
MIZUHO BANK, LTD., CANADA BRANCH	06/17/25	06/16/25	06/16/25	DEPOSIT	1,210,000,000	1,210,000,000	0	1,210,000,000	0
NORDEA BANK ABP	06/17/25	06/16/25	06/16/25	DEPOSIT	1,000,000,000	1,000,000,000	0	1,000,000,000	0
RABOBANK NEW YORK	06/24/25	06/17/25	06/17/25	DEPOSIT	700,000,000	700,000,000	0	700,000,000	0
MIZUHO BANK, LTD., CANADA BRANCH	06/18/25	06/17/25	06/17/25	DEPOSIT	1,210,000,000	1,210,000,000	0	1,210,000,000	0
NORDEA BANK ABP	06/18/25	06/17/25	06/17/25	DEPOSIT	1,175,000,000	1,175,000,000	0	1,175,000,000	0
AUSTRALIA AND NEW ZEALAND BANK- ING GROUP LTD.	06/25/25	06/18/25	06/18/25	DEPOSIT	1,400,000,000	1,400,000,000	0	1,400,000,000	0
RABOBANK NEW YORK	06/25/25	06/18/25	06/18/25	DEPOSIT	700,000,000	700,000,000	0	700,000,000	0
MIZUHO BANK, LTD., CANADA BRANCH	06/20/25	06/18/25	06/18/25	DEPOSIT	1,210,000,000	1,210,000,000	0	1,210,000,000	0
DNB BANK ASA NEW YORK	06/20/25	06/18/25	06/18/25	DEPOSIT	1,000,000,000	1,000,000,000	0	1,000,000,000	0
MIZUHO BANK, LTD., CANADA BRANCH	06/23/25	06/20/25	06/20/25	DEPOSIT	1,200,000,000	1,200,000,000	0	1,200,000,000	0
NORDEA BANK ABP	06/23/25	06/20/25	06/20/25	DEPOSIT	500,000,000	500,000,000	0	500,000,000	0
ABN AMRO BANK N.V.	06/30/25	06/23/25	06/23/25	DEPOSIT	1,395,000,000	1,395,000,000	0	1,395,000,000	0
MIZUHO BANK, LTD., CANADA BRANCH	06/24/25	06/23/25	06/23/25	DEPOSIT	1,205,000,000	1,205,000,000	0	1,205,000,000	0
DNB BANK ASA NEW YORK	06/24/25	06/23/25	06/23/25	DEPOSIT	400,000,000	400,000,000	0	400,000,000	0
NORDEA BANK ABP	06/24/25	06/23/25	06/23/25	DEPOSIT	1,170,000,000	1,170,000,000	0	1,170,000,000	0
RABOBANK NEW YORK	07/01/25	06/24/25	06/24/25	DEPOSIT	690,000,000	690,000,000	0	690,000,000	0
MIZUHO BANK, LTD., CANADA BRANCH	06/25/25	06/24/25	06/24/25	DEPOSIT	1,210,000,000	1,210,000,000	0	1,210,000,000	0
DNB BANK ASA NEW YORK	06/25/25	06/24/25	06/24/25	DEPOSIT	400,000,000	400,000,000	0	400,000,000	0
AUSTRALIA AND NEW ZEALAND BANK- ING GROUP LTD.	07/02/25	06/25/25	06/25/25	DEPOSIT	1,400,000,000	1,400,000,000	0	1,400,000,000	0
RABOBANK NEW YORK	07/02/25	06/25/25	06/25/25	DEPOSIT	700,000,000	700,000,000	0	700,000,000	0
MIZUHO BANK, LTD., CANADA BRANCH	06/26/25	06/25/25	06/25/25	DEPOSIT	1,215,000,000	1,215,000,000	0	1,215,000,000	0
DNB BANK ASA NEW YORK	06/26/25	06/25/25	06/25/25	DEPOSIT	750,000,000	750,000,000	0	750,000,000	0
NORDEA BANK ABP	06/26/25	06/25/25	06/25/25	DEPOSIT	1,000,000,000	1,000,000,000	0	1,000,000,000	0
MIZUHO BANK, LTD., CANADA BRANCH	06/30/25	06/27/25	06/27/25	DEPOSIT	1,200,000,000	1,200,000,000	0	1,200,000,000	0
NORDEA BANK ABP	06/30/25	06/27/25	06/27/25	DEPOSIT	500,000,000	500,000,000	0	500,000,000	0
ABN AMRO BANK N.V.	07/07/25	06/30/25	06/30/25	DEPOSIT	1,380,000,000	1,380,000,000	0	1,380,000,000	0
MIZUHO BANK, LTD., CANADA BRANCH	07/02/25	06/30/25	06/30/25	DEPOSIT	900,000,000	900,000,000	0	900,000,000	0
					55,105,000,000	55,105,000,000	0	55,105,000,000	0
ALBION CAPITAL LLC CPABS4	06/20/25	06/20/25	06/20/25	MATURITY	46,827,000	46,827,000	0	46,827,000	0
ALBION CAPITAL LLC CPABS4	06/23/25	06/23/25	06/23/25	MATURITY	44,968,000	44,968,000	0	44,968,000	0
ALBION CAPITAL LLC CPABS4	06/27/25	06/27/25	06/27/25	MATURITY	98,242,000	98,242,000	0	98,242,000	0
ANGLESEA FUNDING LLC CPABS4	06/02/25	06/02/25	06/02/25	MATURITY	170,000,000	170,000,000	0	170,000,000	0
ANGLESEA FUNDING LLC CPABS4	06/03/25	06/03/25	06/03/25	MATURITY	250,000,000	250,000,000	0	250,000,000	0
ANGLESEA FUNDING LLC CPABS4	06/04/25	06/04/25	06/04/25	MATURITY	190,000,000	190,000,000	0	190,000,000	0
ANGLESEA FUNDING LLC CPABS4	06/09/25	06/09/25	06/09/25	MATURITY	230,000,000	230,000,000	0	230,000,000	0
ANGLESEA FUNDING LLC CPABS4	06/10/25	06/10/25	06/10/25	MATURITY	430,000,000	430,000,000	0	430,000,000	0
ANGLESEA FUNDING LLC CPABS4	06/11/25	06/11/25	06/11/25	MATURITY	79,500,000	79,500,000	0	79,500,000	0
ANGLESEA FUNDING LLC CPABS4	06/16/25	06/16/25	06/16/25	MATURITY	100,000,000	100,000,000	0	100,000,000	0
ANGLESEA FUNDING LLC CPABS4	06/17/25	06/17/25	06/17/25	MATURITY	440,000,000	440,000,000	0	440,000,000	0
ANGLESEA FUNDING LLC CPABS4	06/18/25	06/18/25	06/18/25	MATURITY	113,700,000	113,700,000	0	113,700,000	0
ANGLESEA FUNDING LLC CPABS4	06/24/25	06/24/25	06/24/25	MATURITY	297,000,000	297,000,000	0	297,000,000	0
ANGLESEA FUNDING LLC CPABS4	06/25/25	06/25/25	06/25/25	MATURITY	121,000,000	121,000,000	0	121,000,000	0
ANTALIS S.A, CPABS4 CPABS4	06/06/25	06/06/25	06/06/25	MATURITY	90,000,000	90,000,000	0	90,000,000	0
ANTALIS S.A, CPABS4 CPABS4	06/13/25	06/13/25	06/13/25	MATURITY	65,000,000	65,000,000	0	65,000,000	0
ANTALIS S.A, CPABS4 CPABS4	06/20/25	06/20/25	06/20/25	MATURITY	63,750,000	63,750,000	0	63,750,000	0
ANTALIS S.A, CPABS4 CPABS4	06/27/25	06/27/25	06/27/25	MATURITY	195,400,000	195,400,000	0	195,400,000	0
ASCENSION HEALTH ALCP	06/03/25	06/03/25	06/03/25	MATURITY	25,000,000	25,000,000	0	25,000,000	0



## TRADING ACTIVITY FOR JUNE 2025

Description	Maturity Date	Trade Date	Settle Date	event type	Par or Shares	Principal	Traded Interest	Settlement Amount	Realized Gain(Loss)
ATLANTIC ASSET SECUCPABS4	06/23/25	06/23/25	06/23/25	MATURITY	35,000,000	35,000,000	0	35,000,000	0
BPCE SA CP4-2CP4-2	06/06/25	06/06/25	06/06/25	MATURITY	250,000,000	250,000,000	0	250,000,000	0
BANK OF MONTREAL CDCDYAN	06/10/25	06/10/25	06/10/25	MATURITY	100,000,000	100,000,000	0	100,000,000	0
BANK OF MONTREAL CPCP4-2	06/24/25	06/24/25	06/24/25	MATURITY	150,000,000	150,000,000	0	150,000,000	0
BARTON CAPITAL S.A,CPABS4	06/02/25	06/02/25	06/02/25	MATURITY	50,000,000	50,000,000	0	50,000,000	0
BARTON CAPITAL S.A,CPABS4	06/09/25	06/09/25	06/09/25	MATURITY	19,500,000	19,500,000	0	19,500,000	0
BENNINGTON STARK CACPABS4	06/05/25	06/05/25	06/05/25	MATURITY	50,000,000	50,000,000	0	50,000,000	0
BENNINGTON STARK CACPABS4	06/12/25	06/12/25	06/12/25	MATURITY	100,000,000	100,000,000	0	100,000,000	0
BENNINGTON STARK CACPABS4	06/18/25	06/18/25	06/18/25	MATURITY	89,800,000	89,800,000	0	89,800,000	0
BENNINGTON STARK CACPABS4	06/25/25	06/25/25	06/25/25	MATURITY	338,000,000	338,000,000	0	338,000,000	0
CHARIOT FUNDING LLCPCABS4	06/16/25	06/16/25	06/16/25	MATURITY	100,000,000	100,000,000	0	100,000,000	0
CHESHAM FINANCE LLCPCABS4	06/03/25	06/03/25	06/03/25	MATURITY	150,000,000	150,000,000	0	150,000,000	0
CHESHAM FINANCE LLCPCABS4	06/10/25	06/10/25	06/10/25	MATURITY	150,000,000	150,000,000	0	150,000,000	0
CHESHAM FINANCE LLCPCABS4	06/17/25	06/17/25	06/17/25	MATURITY	150,000,000	150,000,000	0	150,000,000	0
CHESHAM FINANCE LLCPCABS4	06/24/25	06/24/25	06/24/25	MATURITY	150,000,000	150,000,000	0	150,000,000	0
CHESHAM FINANCE LLCPCABS4	06/03/25	06/03/25	06/03/25	MATURITY	192,000,000	192,000,000	0	192,000,000	0
CHESHAM FINANCE LLCPCABS4	06/10/25	06/10/25	06/10/25	MATURITY	189,000,000	189,000,000	0	189,000,000	0
CHESHAM FINANCE LLCPCABS4	06/17/25	06/17/25	06/17/25	MATURITY	189,000,000	189,000,000	0	189,000,000	0
CHESHAM FINANCE LLCPCABS4	06/24/25	06/24/25	06/24/25	MATURITY	188,000,000	188,000,000	0	188,000,000	0
CREDIT AGRICOLE CORCDYAN	06/03/25	06/03/25	06/03/25	MATURITY	190,000,000	190,000,000	0	190,000,000	0
CREDIT INDUSTRIEL ET COMMERCIAL/ NEWYORK	06/11/25	06/11/25	06/11/25	MATURITY	220,000,000	220,000,000	0	220,000,000	0
DZ BANK AG DEUTSCHECP4-2	06/12/25	06/12/25	06/12/25	MATURITY	150,000,000	150,000,000	0	150,000,000	0
DZ BANK AG DEUTSCHECP4-2	06/03/25	06/03/25	06/03/25	MATURITY	50,000,000	50,000,000	0	50,000,000	0
DZ BANK AG DEUTSCHECP4-2	06/25/25	06/25/25	06/25/25	MATURITY	86,000,000	86,000,000	0	86,000,000	0
DZ BANK AG DEUTSCHECP4-2	06/27/25	06/27/25	06/27/25	MATURITY	3,000,000	3,000,000	0	3,000,000	0
SUMITOMO MITSUI TRUECD	06/06/25	06/06/25	06/06/25	MATURITY	200,000,000	200,000,000	0	200,000,000	0
SUMITOMO MITSUI TRUECD	06/18/25	06/18/25	06/18/25	MATURITY	180,000,000	180,000,000	0	180,000,000	0
FALCON ASSET FUNDINCPABS4	06/10/25	06/10/25	06/10/25	MATURITY	120,000,000	120,000,000	0	120,000,000	0
FALCON ASSET FUNDINCPABS4	06/27/25	06/27/25	06/27/25	MATURITY	25,000,000	25,000,000	0	25,000,000	0
GOTHAM FUNDING CORPCPABS4	06/04/25	06/04/25	06/04/25	MATURITY	100,000,000	100,000,000	0	100,000,000	0
GOTHAM FUNDING CORPCPABS4	06/16/25	06/16/25	06/16/25	MATURITY	140,000,000	140,000,000	0	140,000,000	0
GREAT BEAR FUNDING CPABS4	06/18/25	06/18/25	06/18/25	MATURITY	70,000,000	70,000,000	0	70,000,000	0
GREAT BEAR FUNDING CPABS4	06/25/25	06/25/25	06/25/25	MATURITY	50,000,000	50,000,000	0	50,000,000	0
LA FAYETTE ASSET SECPABS4	06/04/25	06/04/25	06/04/25	MATURITY	4,000,000	4,000,000	0	4,000,000	0
LION BAY FUNDING LLCPCABS4	06/02/25	06/02/25	06/02/25	MATURITY	250,000,000	250,000,000	0	250,000,000	0
LION BAY FUNDING LLCPCABS4	06/03/25	06/03/25	06/03/25	MATURITY	200,000,000	200,000,000	0	200,000,000	0
LION BAY FUNDING LLCPCABS4	06/04/25	06/04/25	06/04/25	MATURITY	180,000,000	180,000,000	0	180,000,000	0
LION BAY FUNDING LLCPCABS4	06/05/25	06/05/25	06/05/25	MATURITY	91,000,000	91,000,000	0	91,000,000	0
LION BAY FUNDING LLCPCABS4	06/06/25	06/06/25	06/06/25	MATURITY	75,000,000	75,000,000	0	75,000,000	0
LION BAY FUNDING LLCPCABS4	06/09/25	06/09/25	06/09/25	MATURITY	100,000,000	100,000,000	0	100,000,000	0
LION BAY FUNDING LLCPCABS4	06/10/25	06/10/25	06/10/25	MATURITY	74,000,000	74,000,000	0	74,000,000	0
LION BAY FUNDING LLCPCABS4	06/11/25	06/11/25	06/11/25	MATURITY	80,000,000	80,000,000	0	80,000,000	0
LION BAY FUNDING LLCPCABS4	06/12/25	06/12/25	06/12/25	MATURITY	138,000,000	138,000,000	0	138,000,000	0
LION BAY FUNDING LLCPCABS4	06/13/25	06/13/25	06/13/25	MATURITY	98,000,000	98,000,000	0	98,000,000	0
LION BAY FUNDING LLCPCABS4	06/16/25	06/16/25	06/16/25	MATURITY	180,000,000	180,000,000	0	180,000,000	0
LION BAY FUNDING LLCPCABS4	06/17/25	06/17/25	06/17/25	MATURITY	97,000,000	97,000,000	0	97,000,000	0
LION BAY FUNDING LLCPCABS4	06/18/25	06/18/25	06/18/25	MATURITY	35,000,000	35,000,000	0	35,000,000	0
LION BAY FUNDING LLCPCABS4	06/20/25	06/20/25	06/20/25	MATURITY	60,000,000	60,000,000	0	60,000,000	0
LION BAY FUNDING LLCPCABS4	06/26/25	06/26/25	06/26/25	MATURITY	148,000,000	148,000,000	0	148,000,000	0
LION BAY FUNDING LLCPCABS4	06/30/25	06/30/25	06/30/25	MATURITY	32,000,000	32,000,000	0	32,000,000	0
LMA-AMERICAS LLC CPCPABS4	06/10/25	06/10/25	06/10/25	MATURITY	47,700,000	47,700,000	0	47,700,000	0
LMA-AMERICAS LLC CPCPABS4	06/11/25	06/11/25	06/11/25	MATURITY	50,400,000	50,400,000	0	50,400,000	0
LMA-AMERICAS LLC CPCPABS4	06/12/25	06/12/25	06/12/25	MATURITY	61,200,000	61,200,000	0	61,200,000	0
LMA-AMERICAS LLC CPCPABS4	06/27/25	06/27/25	06/27/25	MATURITY	40,700,000	40,700,000	0	40,700,000	0
LONGSHIP FUNDING LLCPCABS4	06/16/25	06/16/25	06/16/25	MATURITY	13,000,000	13,000,000	0	13,000,000	0
LONGSHIP FUNDING LLCPCABS4	06/17/25	06/17/25	06/17/25	MATURITY	100,000,000	100,000,000	0	100,000,000	0
MATCHPOINT FINANCE CPABS4	06/03/25	06/03/25	06/03/25	MATURITY	63,000,000	63,000,000	0	63,000,000	0
MATCHPOINT FINANCE CPABS4	06/04/25	06/04/25	06/04/25	MATURITY	71,000,000	71,000,000	0	71,000,000	0

## TRADING ACTIVITY FOR JUNE 2025

Description	Maturity Date	Trade Date	Settle Date	event type	Par or Shares	Principal	Traded Interest	Settlement Amount	Realized Gain(Loss)
MATCHPOINT FINANCE CPABS4	06/05/25	06/05/25	06/05/25	MATURITY	71,000,000	71,000,000	0	71,000,000	0
MATCHPOINT FINANCE CPABS4	06/06/25	06/06/25	06/06/25	MATURITY	68,000,000	68,000,000	0	68,000,000	0
MATCHPOINT FINANCE CPABS4	06/09/25	06/09/25	06/09/25	MATURITY	60,000,000	60,000,000	0	60,000,000	0
MATCHPOINT FINANCE CPABS4	06/10/25	06/10/25	06/10/25	MATURITY	63,000,000	63,000,000	0	63,000,000	0
MATCHPOINT FINANCE CPABS4	06/11/25	06/11/25	06/11/25	MATURITY	63,000,000	63,000,000	0	63,000,000	0
MATCHPOINT FINANCE CPABS4	06/12/25	06/12/25	06/12/25	MATURITY	68,000,000	68,000,000	0	68,000,000	0
MATCHPOINT FINANCE CPABS4	06/13/25	06/13/25	06/13/25	MATURITY	67,000,000	67,000,000	0	67,000,000	0
MATCHPOINT FINANCE CPABS4	06/16/25	06/16/25	06/16/25	MATURITY	74,000,000	74,000,000	0	74,000,000	0
MATCHPOINT FINANCE CPABS4	06/17/25	06/17/25	06/17/25	MATURITY	68,000,000	68,000,000	0	68,000,000	0
MATCHPOINT FINANCE CPABS4	06/18/25	06/18/25	06/18/25	MATURITY	49,000,000	49,000,000	0	49,000,000	0
MATCHPOINT FINANCE CPABS4	06/20/25	06/20/25	06/20/25	MATURITY	85,000,000	85,000,000	0	85,000,000	0
MATCHPOINT FINANCE CPABS4	06/23/25	06/23/25	06/23/25	MATURITY	167,530,000	167,530,000	0	167,530,000	0
MATCHPOINT FINANCE CPABS4	06/25/25	06/25/25	06/25/25	MATURITY	100,320,000	100,320,000	0	100,320,000	0
MATCHPOINT FINANCE CPABS4	06/26/25	06/26/25	06/26/25	MATURITY	116,000,000	116,000,000	0	116,000,000	0
MATCHPOINT FINANCE CPABS4	06/27/25	06/27/25	06/27/25	MATURITY	76,000,000	76,000,000	0	76,000,000	0
MATCHPOINT FINANCE CPABS4	06/30/25	06/30/25	06/30/25	MATURITY	129,000,000	129,000,000	0	129,000,000	0
NATIONWIDE BUILDING SOCIETY	06/10/25	06/10/25	06/10/25	MATURITY	250,000,000	250,000,000	0	250,000,000	0
NORDEA BANK ABP CP4CP4-2	06/06/25	06/06/25	06/06/25	MATURITY	75,000,000	75,000,000	0	75,000,000	0
PODIUM FUNDING TRUSCPABS3	06/03/25	06/03/25	06/03/25	MATURITY	75,000,000	75,000,000	0	75,000,000	0
PODIUM FUNDING TRUSCPABS3	06/11/25	06/11/25	06/11/25	MATURITY	50,000,000	50,000,000	0	50,000,000	0
PODIUM FUNDING TRUSCPABS3	06/12/25	06/12/25	06/12/25	MATURITY	27,000,000	27,000,000	0	27,000,000	0
RIDGEFIELD FUNDING CPABS4	06/24/25	06/24/25	06/24/25	MATURITY	150,000,000	150,000,000	0	150,000,000	0
SHEFFIELD RECEIVABLECPABS4	06/18/25	06/18/25	06/18/25	MATURITY	200,000,000	200,000,000	0	200,000,000	0
SHEFFIELD RECEIVABLECPABS4	06/23/25	06/23/25	06/23/25	MATURITY	100,000,000	100,000,000	0	100,000,000	0
SHEFFIELD RECEIVABLECPABS4	06/24/25	06/24/25	06/24/25	MATURITY	230,000,000	230,000,000	0	230,000,000	0
SHEFFIELD RECEIVABLECPABS4	06/25/25	06/25/25	06/25/25	MATURITY	100,000,000	100,000,000	0	100,000,000	0
STARBIRD FUNDING COCPABS4	06/03/25	06/03/25	06/03/25	MATURITY	198,000,000	198,000,000	0	198,000,000	0
STARBIRD FUNDING COCPABS4	06/04/25	06/04/25	06/04/25	MATURITY	133,000,000	133,000,000	0	133,000,000	0
STARBIRD FUNDING COCPABS4	06/05/25	06/05/25	06/05/25	MATURITY	238,000,000	238,000,000	0	238,000,000	0
STARBIRD FUNDING COCPABS4	06/06/25	06/06/25	06/06/25	MATURITY	235,000,000	235,000,000	0	235,000,000	0
STARBIRD FUNDING COCPABS4	06/09/25	06/09/25	06/09/25	MATURITY	260,000,000	260,000,000	0	260,000,000	0
STARBIRD FUNDING COCPABS4	06/10/25	06/10/25	06/10/25	MATURITY	316,000,000	316,000,000	0	316,000,000	0
STARBIRD FUNDING COCPABS4	06/11/25	06/11/25	06/11/25	MATURITY	28,000,000	28,000,000	0	28,000,000	0
STARBIRD FUNDING COCPABS4	06/13/25	06/13/25	06/13/25	MATURITY	10,000,000	10,000,000	0	10,000,000	0
STARBIRD FUNDING COCPABS4	06/17/25	06/17/25	06/17/25	MATURITY	16,000,000	16,000,000	0	16,000,000	0
STARBIRD FUNDING COCPABS4	06/25/25	06/25/25	06/25/25	MATURITY	73,660,000	73,660,000	0	73,660,000	0
STARBIRD FUNDING COCPABS4	06/27/25	06/27/25	06/27/25	MATURITY	142,000,000	142,000,000	0	142,000,000	0
STARBIRD FUNDING COCPABS4	06/30/25	06/30/25	06/30/25	MATURITY	39,000,000	39,000,000	0	39,000,000	0
TRUIST BANK CDCD	06/09/25	06/09/25	06/09/25	MATURITY	40,000,000	40,000,000	0	40,000,000	0
TRUIST BANK CDCD	06/16/25	06/16/25	06/16/25	MATURITY	70,000,000	70,000,000	0	70,000,000	0
TRUIST BANK CDCD	06/23/25	06/23/25	06/23/25	MATURITY	40,000,000	40,000,000	0	40,000,000	0
TRUIST BANK CDCD	06/30/25	06/30/25	06/30/25	MATURITY	140,000,000	140,000,000	0	140,000,000	0
UNITEDHEALTH GROUP,CP4-2	06/26/25	06/26/25	06/26/25	MATURITY	50,000,000	50,000,000	0	50,000,000	0
VICTORY RECEIVABLECPABS4	06/17/25	06/17/25	06/17/25	MATURITY	260,000,000	260,000,000	0	260,000,000	0
MIZUHO TRIPARTY	06/02/25	06/02/25	06/02/25	MATURITY	650,000,000	650,000,000	0	650,000,000	0
HSBC TRIPARTY	06/02/25	06/02/25	06/02/25	MATURITY	100,000,000	100,000,000	0	100,000,000	0
BANK OF AMERICA TRIPARTY	06/02/25	06/02/25	06/02/25	MATURITY	2,248,000,000	2,248,000,000	0	2,248,000,000	0
BANK OF NOVA SCOTIA	06/02/25	06/02/25	06/02/25	MATURITY	700,000,000	700,000,000	0	700,000,000	0
HSBC TRIPARTY	06/02/25	06/02/25	06/02/25	MATURITY	800,000,000	800,000,000	0	800,000,000	0
MIZUHO TRIPARTY	06/03/25	06/03/25	06/03/25	MATURITY	500,000,000	500,000,000	0	500,000,000	0
HSBC TRIPARTY	06/03/25	06/03/25	06/03/25	MATURITY	100,000,000	100,000,000	0	100,000,000	0
BANK OF AMERICA TRIPARTY	06/03/25	06/03/25	06/03/25	MATURITY	2,244,000,000	2,244,000,000	0	2,244,000,000	0
BANK OF NOVA SCOTIA	06/03/25	06/03/25	06/03/25	MATURITY	700,000,000	700,000,000	0	700,000,000	0
HSBC TRIPARTY	06/03/25	06/03/25	06/03/25	MATURITY	600,000,000	600,000,000	0	600,000,000	0
MIZUHO TRIPARTY	06/04/25	06/04/25	06/04/25	MATURITY	500,000,000	500,000,000	0	500,000,000	0
HSBC TRIPARTY	06/04/25	06/04/25	06/04/25	MATURITY	100,000,000	100,000,000	0	100,000,000	0
BANK OF AMERICA TRIPARTY	06/04/25	06/04/25	06/04/25	MATURITY	192,000,000	192,000,000	0	192,000,000	0

## TRADING ACTIVITY FOR JUNE 2025

Description	Maturity Date	Trade Date	Settle Date	event type	Par or Shares	Principal	Traded Interest	Settlement Amount	Realized Gain(Loss)
BANK OF NOVA SCOTIA	06/04/25	06/04/25	06/04/25	MATURITY	700,000,000	700,000,000	0	700,000,000	0
HSBC TRIPARTY	06/04/25	06/04/25	06/04/25	MATURITY	600,000,000	600,000,000	0	600,000,000	0
MIZUHO TRIPARTY	06/05/25	06/05/25	06/05/25	MATURITY	500,000,000	500,000,000	0	500,000,000	0
HSBC TRIPARTY	06/05/25	06/05/25	06/05/25	MATURITY	100,000,000	100,000,000	0	100,000,000	0
BANK OF AMERICA TRIPARTY	06/05/25	06/05/25	06/05/25	MATURITY	216,000,000	216,000,000	0	216,000,000	0
BANK OF NOVA SCOTIA	06/05/25	06/05/25	06/05/25	MATURITY	700,000,000	700,000,000	0	700,000,000	0
HSBC TRIPARTY	06/05/25	06/05/25	06/05/25	MATURITY	200,000,000	200,000,000	0	200,000,000	0
MIZUHO TRIPARTY	06/06/25	06/06/25	06/06/25	MATURITY	500,000,000	500,000,000	0	500,000,000	0
HSBC TRIPARTY	06/06/25	06/06/25	06/06/25	MATURITY	100,000,000	100,000,000	0	100,000,000	0
BANK OF AMERICA TRIPARTY	06/06/25	06/06/25	06/06/25	MATURITY	534,000,000	534,000,000	0	534,000,000	0
BANK OF NOVA SCOTIA	06/06/25	06/06/25	06/06/25	MATURITY	700,000,000	700,000,000	0	700,000,000	0
HSBC TRIPARTY	06/06/25	06/06/25	06/06/25	MATURITY	600,000,000	600,000,000	0	600,000,000	0
MIZUHO TRIPARTY	06/09/25	06/09/25	06/09/25	MATURITY	500,000,000	500,000,000	0	500,000,000	0
HSBC TRIPARTY	06/09/25	06/09/25	06/09/25	MATURITY	100,000,000	100,000,000	0	100,000,000	0
BANK OF AMERICA TRIPARTY	06/09/25	06/09/25	06/09/25	MATURITY	314,000,000	314,000,000	0	314,000,000	0
BANK OF NOVA SCOTIA	06/09/25	06/09/25	06/09/25	MATURITY	700,000,000	700,000,000	0	700,000,000	0
HSBC TRIPARTY	06/09/25	06/09/25	06/09/25	MATURITY	250,000,000	250,000,000	0	250,000,000	0
MIZUHO TRIPARTY	06/10/25	06/10/25	06/10/25	MATURITY	500,000,000	500,000,000	0	500,000,000	0
HSBC TRIPARTY	06/10/25	06/10/25	06/10/25	MATURITY	100,000,000	100,000,000	0	100,000,000	0
BANK OF AMERICA TRIPARTY	06/10/25	06/10/25	06/10/25	MATURITY	933,000,000	933,000,000	0	933,000,000	0
BANK OF NOVA SCOTIA	06/10/25	06/10/25	06/10/25	MATURITY	700,000,000	700,000,000	0	700,000,000	0
HSBC TRIPARTY	06/10/25	06/10/25	06/10/25	MATURITY	600,000,000	600,000,000	0	600,000,000	0
MIZUHO TRIPARTY	06/11/25	06/11/25	06/11/25	MATURITY	500,000,000	500,000,000	0	500,000,000	0
HSBC TRIPARTY	06/11/25	06/11/25	06/11/25	MATURITY	100,000,000	100,000,000	0	100,000,000	0
BANK OF AMERICA TRIPARTY	06/11/25	06/11/25	06/11/25	MATURITY	587,000,000	587,000,000	0	587,000,000	0
BANK OF NOVA SCOTIA	06/11/25	06/11/25	06/11/25	MATURITY	700,000,000	700,000,000	0	700,000,000	0
HSBC TRIPARTY	06/11/25	06/11/25	06/11/25	MATURITY	600,000,000	600,000,000	0	600,000,000	0
MIZUHO TRIPARTY	06/12/25	06/12/25	06/12/25	MATURITY	500,000,000	500,000,000	0	500,000,000	0
HSBC TRIPARTY	06/12/25	06/12/25	06/12/25	MATURITY	100,000,000	100,000,000	0	100,000,000	0
BANK OF AMERICA TRIPARTY	06/12/25	06/12/25	06/12/25	MATURITY	267,000,000	267,000,000	0	267,000,000	0
BANK OF NOVA SCOTIA	06/12/25	06/12/25	06/12/25	MATURITY	700,000,000	700,000,000	0	700,000,000	0
HSBC TRIPARTY	06/12/25	06/12/25	06/12/25	MATURITY	300,000,000	300,000,000	0	300,000,000	0
MIZUHO TRIPARTY	06/13/25	06/13/25	06/13/25	MATURITY	500,000,000	500,000,000	0	500,000,000	0
HSBC TRIPARTY	06/13/25	06/13/25	06/13/25	MATURITY	100,000,000	100,000,000	0	100,000,000	0
BANK OF AMERICA TRIPARTY	06/13/25	06/13/25	06/13/25	MATURITY	214,000,000	214,000,000	0	214,000,000	0
BANK OF NOVA SCOTIA	06/13/25	06/13/25	06/13/25	MATURITY	700,000,000	700,000,000	0	700,000,000	0
HSBC TRIPARTY	06/13/25	06/13/25	06/13/25	MATURITY	300,000,000	300,000,000	0	300,000,000	0
MIZUHO TRIPARTY	06/16/25	06/16/25	06/16/25	MATURITY	500,000,000	500,000,000	0	500,000,000	0
HSBC TRIPARTY	06/16/25	06/16/25	06/16/25	MATURITY	100,000,000	100,000,000	0	100,000,000	0
BANK OF AMERICA TRIPARTY	06/16/25	06/16/25	06/16/25	MATURITY	153,000,000	153,000,000	0	153,000,000	0
BANK OF NOVA SCOTIA	06/16/25	06/16/25	06/16/25	MATURITY	700,000,000	700,000,000	0	700,000,000	0
HSBC TRIPARTY	06/16/25	06/16/25	06/16/25	MATURITY	150,000,000	150,000,000	0	150,000,000	0
MIZUHO TRIPARTY	06/17/25	06/17/25	06/17/25	MATURITY	500,000,000	500,000,000	0	500,000,000	0
HSBC TRIPARTY	06/17/25	06/17/25	06/17/25	MATURITY	100,000,000	100,000,000	0	100,000,000	0
BANK OF AMERICA TRIPARTY	06/17/25	06/17/25	06/17/25	MATURITY	154,000,000	154,000,000	0	154,000,000	0
BANK OF NOVA SCOTIA	06/17/25	06/17/25	06/17/25	MATURITY	700,000,000	700,000,000	0	700,000,000	0
HSBC TRIPARTY	06/17/25	06/17/25	06/17/25	MATURITY	600,000,000	600,000,000	0	600,000,000	0
MIZUHO TRIPARTY	06/18/25	06/18/25	06/18/25	MATURITY	500,000,000	500,000,000	0	500,000,000	0
HSBC TRIPARTY	06/18/25	06/18/25	06/18/25	MATURITY	100,000,000	100,000,000	0	100,000,000	0
BANK OF AMERICA TRIPARTY	06/18/25	06/18/25	06/18/25	MATURITY	394,000,000	394,000,000	0	394,000,000	0
BANK OF NOVA SCOTIA	06/18/25	06/18/25	06/18/25	MATURITY	700,000,000	700,000,000	0	700,000,000	0
HSBC TRIPARTY	06/18/25	06/18/25	06/18/25	MATURITY	300,000,000	300,000,000	0	300,000,000	0
MIZUHO TRIPARTY	06/20/25	06/20/25	06/20/25	MATURITY	150,000,000	150,000,000	0	150,000,000	0
HSBC TRIPARTY	06/20/25	06/20/25	06/20/25	MATURITY	100,000,000	100,000,000	0	100,000,000	0
BANK OF AMERICA TRIPARTY	06/20/25	06/20/25	06/20/25	MATURITY	697,000,000	697,000,000	0	697,000,000	0
BANK OF NOVA SCOTIA	06/20/25	06/20/25	06/20/25	MATURITY	700,000,000	700,000,000	0	700,000,000	0
HSBC TRIPARTY	06/20/25	06/20/25	06/20/25	MATURITY	100,000,000	100,000,000	0	100,000,000	0
MIZUHO TRIPARTY	06/23/25	06/23/25	06/23/25	MATURITY	500,000,000	500,000,000	0	500,000,000	0



## TRADING ACTIVITY FOR JUNE 2025

Description	Maturity Date	Trade Date	Settle Date	event type	Par or Shares	Principal	Traded Interest	Settlement Amount	Realized Gain(Loss)
HSBC TRIPARTY	06/23/25	06/23/25	06/23/25	MATURITY	100,000,000	100,000,000	0	100,000,000	0
BANK OF AMERICA TRIPARTY	06/23/25	06/23/25	06/23/25	MATURITY	415,000,000	415,000,000	0	415,000,000	0
BANK OF NOVA SCOTIA	06/23/25	06/23/25	06/23/25	MATURITY	700,000,000	700,000,000	0	700,000,000	0
HSBC TRIPARTY	06/23/25	06/23/25	06/23/25	MATURITY	600,000,000	600,000,000	0	600,000,000	0
MIZUHO TRIPARTY	06/24/25	06/24/25	06/24/25	MATURITY	100,000,000	100,000,000	0	100,000,000	0
HSBC TRIPARTY	06/24/25	06/24/25	06/24/25	MATURITY	100,000,000	100,000,000	0	100,000,000	0
BANK OF AMERICA TRIPARTY	06/24/25	06/24/25	06/24/25	MATURITY	202,000,000	202,000,000	0	202,000,000	0
BANK OF NOVA SCOTIA	06/24/25	06/24/25	06/24/25	MATURITY	700,000,000	700,000,000	0	700,000,000	0
HSBC TRIPARTY	06/24/25	06/24/25	06/24/25	MATURITY	300,000,000	300,000,000	0	300,000,000	0
MIZUHO TRIPARTY	06/25/25	06/25/25	06/25/25	MATURITY	100,000,000	100,000,000	0	100,000,000	0
HSBC TRIPARTY	06/25/25	06/25/25	06/25/25	MATURITY	100,000,000	100,000,000	0	100,000,000	0
BANK OF AMERICA TRIPARTY	06/25/25	06/25/25	06/25/25	MATURITY	1,587,000,000	1,587,000,000	0	1,587,000,000	0
BANK OF NOVA SCOTIA	06/25/25	06/25/25	06/25/25	MATURITY	700,000,000	700,000,000	0	700,000,000	0
HSBC TRIPARTY	06/25/25	06/25/25	06/25/25	MATURITY	300,000,000	300,000,000	0	300,000,000	0
MIZUHO TRIPARTY	06/26/25	06/26/25	06/26/25	MATURITY	100,000,000	100,000,000	0	100,000,000	0
HSBC TRIPARTY	06/26/25	06/26/25	06/26/25	MATURITY	100,000,000	100,000,000	0	100,000,000	0
BANK OF AMERICA TRIPARTY	06/26/25	06/26/25	06/26/25	MATURITY	99,000,000	99,000,000	0	99,000,000	0
BANK OF NOVA SCOTIA	06/26/25	06/26/25	06/26/25	MATURITY	700,000,000	700,000,000	0	700,000,000	0
HSBC TRIPARTY	06/26/25	06/26/25	06/26/25	MATURITY	300,000,000	300,000,000	0	300,000,000	0
MIZUHO TRIPARTY	06/27/25	06/27/25	06/27/25	MATURITY	500,000,000	500,000,000	0	500,000,000	0
HSBC TRIPARTY	06/27/25	06/27/25	06/27/25	MATURITY	100,000,000	100,000,000	0	100,000,000	0
BANK OF AMERICA TRIPARTY	06/27/25	06/27/25	06/27/25	MATURITY	2,270,000,000	2,270,000,000	0	2,270,000,000	0
BANK OF NOVA SCOTIA	06/27/25	06/27/25	06/27/25	MATURITY	700,000,000	700,000,000	0	700,000,000	0
HSBC TRIPARTY	06/27/25	06/27/25	06/27/25	MATURITY	600,000,000	600,000,000	0	600,000,000	0
MIZUHO TRIPARTY	06/30/25	06/30/25	06/30/25	MATURITY	100,000,000	100,000,000	0	100,000,000	0
HSBC TRIPARTY	06/30/25	06/30/25	06/30/25	MATURITY	100,000,000	100,000,000	0	100,000,000	0
BANK OF AMERICA TRIPARTY	06/30/25	06/30/25	06/30/25	MATURITY	1,375,000,000	1,375,000,000	0	1,375,000,000	0
BANK OF NOVA SCOTIA	06/30/25	06/30/25	06/30/25	MATURITY	700,000,000	700,000,000	0	700,000,000	0
HSBC TRIPARTY	06/30/25	06/30/25	06/30/25	MATURITY	300,000,000	300,000,000	0	300,000,000	0
ABN AMRO BANK N.V.	06/02/25	06/02/25	06/02/25	MATURITY	1,485,000,000	1,485,000,000	0	1,485,000,000	0
RABOBANK NEW YORK	06/03/25	06/03/25	06/03/25	MATURITY	785,000,000	785,000,000	0	785,000,000	0
AUSTRALIA AND NEW ZEALAND BANK- ING GROUP LTD.	06/04/25	06/04/25	06/04/25	MATURITY	1,490,000,000	1,490,000,000	0	1,490,000,000	0
RABOBANK NEW YORK	06/04/25	06/04/25	06/04/25	MATURITY	700,000,000	700,000,000	0	700,000,000	0
ABN AMRO BANK N.V.	06/09/25	06/09/25	06/09/25	MATURITY	1,450,000,000	1,450,000,000	0	1,450,000,000	0
RABOBANK NEW YORK	06/10/25	06/10/25	06/10/25	MATURITY	740,000,000	740,000,000	0	740,000,000	0
MIZUHO BANK, LTD., CANADA BRANCH	06/04/25	06/04/25	06/04/25	MATURITY	1,250,000,000	1,250,000,000	0	1,250,000,000	0
NORDEA BANK ABP	06/04/25	06/04/25	06/04/25	MATURITY	700,000,000	700,000,000	0	700,000,000	0
AUSTRALIA AND NEW ZEALAND BANK- ING GROUP LTD.	06/11/25	06/11/25	06/11/25	MATURITY	1,425,000,000	1,425,000,000	0	1,425,000,000	0
RABOBANK NEW YORK	06/11/25	06/11/25	06/11/25	MATURITY	690,000,000	690,000,000	0	690,000,000	0
MIZUHO BANK, LTD., CANADA BRANCH	06/05/25	06/05/25	06/05/25	MATURITY	1,245,000,000	1,245,000,000	0	1,245,000,000	0
NORDEA BANK ABP	06/05/25	06/05/25	06/05/25	MATURITY	1,000,000,000	1,000,000,000	0	1,000,000,000	0
MIZUHO BANK, LTD., CANADA BRANCH	06/06/25	06/06/25	06/06/25	MATURITY	1,240,000,000	1,240,000,000	0	1,240,000,000	0
MIZUHO BANK, LTD., CANADA BRANCH	06/09/25	06/09/25	06/09/25	MATURITY	1,230,000,000	1,230,000,000	0	1,230,000,000	0
CREDIT INDUSTRIEL ET COMMERCIAL, NEW YORK BRANCH	06/09/25	06/09/25	06/09/25	MATURITY	1,000,000,000	1,000,000,000	0	1,000,000,000	0
ABN AMRO BANK N.V.	06/16/25	06/16/25	06/16/25	MATURITY	1,400,000,000	1,400,000,000	0	1,400,000,000	0
MIZUHO BANK, LTD., CANADA BRANCH	06/10/25	06/10/25	06/10/25	MATURITY	1,230,000,000	1,230,000,000	0	1,230,000,000	0
RABOBANK NEW YORK	06/17/25	06/17/25	06/17/25	MATURITY	725,000,000	725,000,000	0	725,000,000	0
MIZUHO BANK, LTD., CANADA BRANCH	06/11/25	06/11/25	06/11/25	MATURITY	1,230,000,000	1,230,000,000	0	1,230,000,000	0
NORDEA BANK ABP	06/11/25	06/11/25	06/11/25	MATURITY	750,000,000	750,000,000	0	750,000,000	0
AUSTRALIA AND NEW ZEALAND BANK- ING GROUP LTD.	06/18/25	06/18/25	06/18/25	MATURITY	1,420,000,000	1,420,000,000	0	1,420,000,000	0
RABOBANK NEW YORK	06/18/25	06/18/25	06/18/25	MATURITY	700,000,000	700,000,000	0	700,000,000	0
MIZUHO BANK, LTD., CANADA BRANCH	06/12/25	06/12/25	06/12/25	MATURITY	1,235,000,000	1,235,000,000	0	1,235,000,000	0
NORDEA BANK ABP	06/12/25	06/12/25	06/12/25	MATURITY	1,250,000,000	1,250,000,000	0	1,250,000,000	0
MIZUHO BANK, LTD., CANADA BRANCH	06/13/25	06/13/25	06/13/25	MATURITY	1,225,000,000	1,225,000,000	0	1,225,000,000	0
NORDEA BANK ABP	06/13/25	06/13/25	06/13/25	MATURITY	1,300,000,000	1,300,000,000	0	1,300,000,000	0
MIZUHO BANK, LTD., CANADA BRANCH	06/16/25	06/16/25	06/16/25	MATURITY	1,200,000,000	1,200,000,000	0	1,200,000,000	0
NORDEA BANK ABP	06/16/25	06/16/25	06/16/25	MATURITY	1,250,000,000	1,250,000,000	0	1,250,000,000	0

## TRADING ACTIVITY FOR JUNE 2025

Description	Maturity Date	Trade Date	Settle Date	event type	Par or Shares	Principal	Traded Interest	Settlement Amount	Realized Gain(Loss)
ABN AMRO BANK N.V.	06/23/25	06/23/25	06/23/25	MATURITY	1,400,000,000	1,400,000,000	0	1,400,000,000	0
MIZUHO BANK, LTD., CANADA BRANCH	06/17/25	06/17/25	06/17/25	MATURITY	1,210,000,000	1,210,000,000	0	1,210,000,000	0
NORDEA BANK ABP	06/17/25	06/17/25	06/17/25	MATURITY	1,000,000,000	1,000,000,000	0	1,000,000,000	0
RABOBANK NEW YORK	06/24/25	06/24/25	06/24/25	MATURITY	700,000,000	700,000,000	0	700,000,000	0
MIZUHO BANK, LTD., CANADA BRANCH	06/18/25	06/18/25	06/18/25	MATURITY	1,210,000,000	1,210,000,000	0	1,210,000,000	0
NORDEA BANK ABP	06/18/25	06/18/25	06/18/25	MATURITY	1,175,000,000	1,175,000,000	0	1,175,000,000	0
AUSTRALIA AND NEW ZEALAND BANK- ING GROUP LTD.	06/25/25	06/25/25	06/25/25	MATURITY	1,400,000,000	1,400,000,000	0	1,400,000,000	0
RABOBANK NEW YORK	06/25/25	06/25/25	06/25/25	MATURITY	700,000,000	700,000,000	0	700,000,000	0
MIZUHO BANK, LTD., CANADA BRANCH	06/20/25	06/20/25	06/20/25	MATURITY	1,210,000,000	1,210,000,000	0	1,210,000,000	0
DNB BANK ASA NEW YORK	06/20/25	06/20/25	06/20/25	MATURITY	1,000,000,000	1,000,000,000	0	1,000,000,000	0
MIZUHO BANK, LTD., CANADA BRANCH	06/23/25	06/23/25	06/23/25	MATURITY	1,200,000,000	1,200,000,000	0	1,200,000,000	0
NORDEA BANK ABP	06/23/25	06/23/25	06/23/25	MATURITY	500,000,000	500,000,000	0	500,000,000	0
ABN AMRO BANK N.V.	06/30/25	06/30/25	06/30/25	MATURITY	1,395,000,000	1,395,000,000	0	1,395,000,000	0
MIZUHO BANK, LTD., CANADA BRANCH	06/24/25	06/24/25	06/24/25	MATURITY	1,205,000,000	1,205,000,000	0	1,205,000,000	0
DNB BANK ASA NEW YORK	06/24/25	06/24/25	06/24/25	MATURITY	400,000,000	400,000,000	0	400,000,000	0
NORDEA BANK ABP	06/24/25	06/24/25	06/24/25	MATURITY	1,170,000,000	1,170,000,000	0	1,170,000,000	0
MIZUHO BANK, LTD., CANADA BRANCH	06/25/25	06/25/25	06/25/25	MATURITY	1,210,000,000	1,210,000,000	0	1,210,000,000	0
DNB BANK ASA NEW YORK	06/25/25	06/25/25	06/25/25	MATURITY	400,000,000	400,000,000	0	400,000,000	0
MIZUHO BANK, LTD., CANADA BRANCH	06/26/25	06/26/25	06/26/25	MATURITY	1,215,000,000	1,215,000,000	0	1,215,000,000	0
DNB BANK ASA NEW YORK	06/26/25	06/26/25	06/26/25	MATURITY	750,000,000	750,000,000	0	750,000,000	0
NORDEA BANK ABP	06/26/25	06/26/25	06/26/25	MATURITY	1,000,000,000	1,000,000,000	0	1,000,000,000	0
MIZUHO BANK, LTD., CANADA BRANCH	06/30/25	06/30/25	06/30/25	MATURITY	1,200,000,000	1,200,000,000	0	1,200,000,000	0
NORDEA BANK ABP	06/30/25	06/30/25	06/30/25	MATURITY	500,000,000	500,000,000	0	500,000,000	0
					116,624,197,000	116,624,197,000	0	116,624,197,000	0
ARIFL 2025-A A1	02/17/26	06/16/25	06/16/25	PAYDOWN	2,735,579	2,735,579	0	2,735,579	0
GALC 2025-I A1	03/16/26	06/16/25	06/16/25	PAYDOWN	1,807,794	1,807,794	0	1,807,794	0
					4,543,374	4,543,374	0	4,543,374	0
DREYFUS GOVT CASH MGMT FUND	02/01/27	06/02/25	06/02/25	SELL	3,333,109	3,333,109	0	3,333,109	0
DREYFUS GOVT CASH MGMT FUND	02/01/27	06/05/25	06/05/25	SELL	3,165,877	3,165,877	0	3,165,877	0
DREYFUS GOVT CASH MGMT FUND	02/01/27	06/06/25	06/06/25	SELL	2,530,185	2,530,185	0	2,530,185	0
DREYFUS GOVT CASH MGMT FUND	02/01/27	06/10/25	06/10/25	SELL	7,536,528	7,536,528	0	7,536,528	0
DREYFUS GOVT CASH MGMT FUND	02/01/27	06/17/25	06/17/25	SELL	4,314,462	4,314,462	0	4,314,462	0
DREYFUS GOVT CASH MGMT FUND	02/01/27	06/24/25	06/24/25	SELL	2,055,200	2,055,200	0	2,055,200	0
DREYFUS GOVT CASH MGMT FUND	02/01/27	06/26/25	06/26/25	SELL	1,092,029	1,092,029	0	1,092,029	0
DREYFUS GOVT CASH MGMT FUND	02/01/27	06/27/25	06/27/25	SELL	3,789,694	3,789,694	0	3,789,694	0
					27,817,083	27,817,083	0	27,817,083	0



1801 Hermitage Boulevard, Suite 100  
Tallahassee, Florida 32308  
(850) 488-4406

<https://prime.sbafla.com>

## Our Mission

Our mission is to provide superior investment management and trust services by proactively and comprehensively managing risk and adhering to the highest ethical, fiduciary, and professional standards.

# Federated Hermes

The logo graphic for Federated Hermes, consisting of four horizontal blue bars of varying lengths stacked vertically, with a small blue dot at the bottom right.