



---

**MONTHLY SUMMARY REPORT**

**State Board of Administration of Florida**

**January 2024**

## **CONTENTS**

<b>3</b>	<b>INTRODUCTION</b>
<b>3</b>	<b>DISCLOSURE OF MATERIAL IMPACTS</b>
<b>3</b>	<b>FACTS-AT-A-GLANCE</b>
<b>4</b>	<b>PORFOLIO MANAGER COMMENTARY</b>
<b>5</b>	<b>PORTFOLIO COMPOSITION</b>
<b>6</b>	<b>FUND PERFORMANCE</b>
<b>7</b>	<b>PRIME ACCOUNT SUMMARY</b>
<b>8</b>	<b>INVENTORY OF HOLDINGS</b>
<b>14</b>	<b>PARTICIPANT CONCENTRATION</b>
<b>15</b>	<b>COMPLIANCE</b>
<b>16</b>	<b>TRADE ACTIVITY</b>

## **Past performance is no guarantee of future results.**

Views are as of the issue date and are subject to change based on market conditions and other factors. These views should not be construed as a recommendation for any specific security.

An investment in Florida PRIME is neither insured nor guaranteed by the Federal Deposit Insurance Corporation or any other government agency.

Although money market funds seek to preserve the value of your investment at \$1.00 per share, it is possible to lose money by investing in this fund.

## INTRODUCTION

This report is prepared for stakeholders in Florida PRIME in accordance with Section 218.409(6)(a), Florida Statutes. The statute requires:

- (1) Reporting of any material impacts on the funds and any actions or escalations taken by staff to address such impacts;
- (2) Presentation of a management summary that provides an analysis of the status of the current investment portfolio and the individual transactions executed over the last month; and
- (3) Preparation of the management summary “in a manner that will allow anyone to ascertain whether the investment activities during the reporting period have conformed to investment policies.”

This report, which covers the period from January 1, 2024, through January 31, 2024, has been prepared by the SBA with input from Federated Hermes (“Federated”), investment advisor for Florida PRIME in a format intended to comply with the statute.

## DISCLOSURE OF MATERIAL IMPACTS

During the reporting period, Florida PRIME was in material compliance with investment policy. There were no developments that had a material impact on the liquidity or operation of Florida PRIME. Details are available in the PRIME policy compliance table. This report also includes details on market conditions; fees; fund holdings, transactions and performance; and client composition.

### PRIME™ STATISTICS

(As of January 31, 2024)

Total Participants

**782**

Florida PRIME™

Total Participant Balance  
**\$28,622,978,398**

Total Number of Accounts

**1,448**

**FACTS-AT-A-GLANCE** PRIME is an exclusive service for Florida governmental organizations, providing a cost-effective investment vehicle for their surplus funds. Florida PRIME, the Local Government Surplus Funds Trust Fund, is utilized by hundreds of governmental investors including state agencies, state universities and colleges, counties, cities, special districts, school boards, and other direct support organizations of the State of Florida.

Florida PRIME is a government investment pool that offers management by an industry leader in professional money management, conservative investment policies, an extensive governance framework, a Standard & Poor’s “AAAm” rating, full transparency, and best-in-class financial reporting.

## PORTFOLIO MANAGER COMMENTARY

---

A busy month of news pertaining to the liquidity markets ended on a high note when the Federal Reserve maintained the target fed funds rate at 5.25-5.50% and pushed the probable first rate hike to late spring at the earliest.

### Degrees of confidence

Fed Chair Jerome Powell returned to the word “confidence” many times in his post-FOMC meeting press conference yesterday. He said the Fed has confidence in the authenticity of inflation’s downward trajectory over the last six months, but needs more. Not sure two months will make that much of a difference, but this stance allows policymakers to sneak in a few more months of “higher for longer.” Think of it as an “insurance pause” lest inflation hovers at present levels for a few readings. While the phrase “reduce the target range” appeared amid the extensive changes to the FOMC statement, Powell slammed the door on any chance of easing in March, saying it is not the “base case.”

His pronouncement means March will be a busy meeting, as Powell revealed the future of QT will also be discussed at length. While Powell characterized it as working well, he acknowledged hearing market rumblings about how the reduction of the Fed’s balance sheet might soon negatively impact liquidity in the Treasury market. This doesn’t mean the Fed will adjust the amount of the security roll-off immediately, but certainly suggests trimming it is on the horizon. Powell affirmed that policymakers could reduce the balance sheet and rates in tandem.

Investing in the front end of the Treasury yield curve improved last month as the markets pushed out forecasts for the first cut past March, a development likely to continue after Powell’s comments yesterday. Trades are now more in line with our firm view of 75 basis points of cuts this year, helping us find more value along the curve than when the fed futures trading called for upwards of six cuts. This should be aided by the U.S. Treasury’s quarterly refunding plans released this week that indicate bill supply will likely remain robust.

### New birds, same cage

The composition of the FOMC changes each year when the presidents of four regional Fed branches have a hockey-like line change. Occasionally, this can shift the alignment of the 12 voting members, but this time the change will be negligible as none of the new voters hold extreme views. We consider Atlanta’s Raphael Bostic a centrist, Cleveland’s Loretta Mester and Richmond’s Tom Barkin as hawkish, and San Francisco’s Mary Daly dovish. Given the momentum the Fed has in this current cycle, the change won’t make much of a difference.

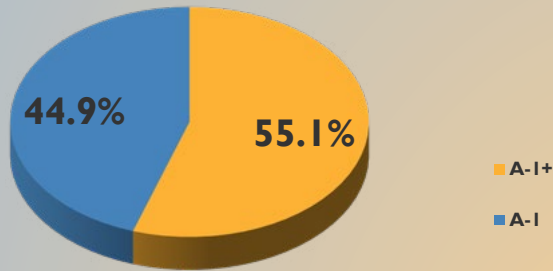
### Bye-bye, BSBY

We, and the greater financial world, thought we’d finally put the London interbank finance rate (Libor) price-fixing scandal behind us when the British Financial Conduct Authority ceased to support it last year. With the Fed’s Secured Overnight Financing Rate (SOFR) now serving as the risk-free benchmark, the Bloomberg Short Term Bank Yield Index (BSBY) emerged in 2021 as an alternative reference rate for transactions in the credit markets. While it had worked well, it was punched in the gut by regulators over the summer and has been used less and less, and Bloomberg will shut it down by November. We and others made the case for it, but to no avail. The irony is that, while regulators such as the International Organization of Securities Commissions (IOSCO) and the SEC say BSBY is not secure enough to base short-term contracts on, market participants are now left with pricing rates at a spread over SOFR, meaning the risk of mispricing loans remains.

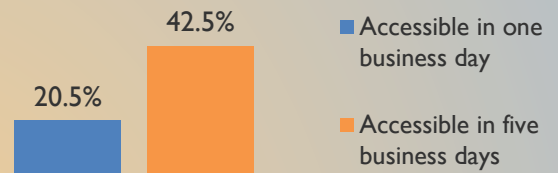
The tax-collecting season for most participants continued in January, resulting in another influx of assets to the Pool, raising its total to \$28.6 billion. The yield of the portfolio declined by 2 basis points to 5.61%, reflecting market expectations the Fed will ease policy in 2024, but also due to reduced supply of commercial paper and CDs. These reasons led the manager to invest in fixed and floating-rate paper and U.S. government securities in the 1- to 6-month area of the yield curve.

# PORTFOLIO COMPOSITION FOR JANUARY 2024

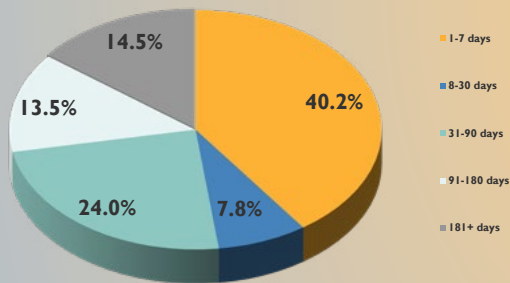
## CREDIT QUALITY COMPOSITION



## HIGHLY LIQUID HOLDINGS



## EFFECTIVE MATURITY SCHEDULE



## TOP HOLDINGS & AVG. MATURITY

1. Mizuho Financial Group, Inc.	4.9%
2. Mitsubishi UFJ Financial Group, Inc.	4.9%
3. Credit Agricole Group	4.9%
4. Australia & New Zealand Banking Group, Melbourne	4.9%
5. ABN Amro Bank NV	4.9%
6. Cooperatieve Rabobank UA	4.9%
7. Sumitomo Mitsui Trust Holdings, Inc.	4.7%
8. DNB Bank ASA	4.2%
9. Bank of Montreal	3.8%
10. Bank of America Corp.	3.1%

### Average Effective Maturity (WAM)

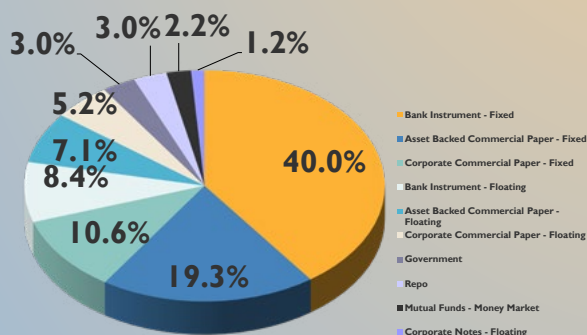
33 Days

### Weighted Average Life (Spread WAL)

74 Days

Percentages based on total value of investments

## PORTFOLIO COMPOSITION



## FUND PERFORMANCE THROUGH JANUARY 2024

Florida PRIME Performance Data			
	Annualized Net Participant Yield <sup>1</sup>	Net-of-Fee Benchmark <sup>2</sup>	Above (Below) Benchmark
One Month	5.70%	5.28%	0.42%
Three Months	5.74%	5.35%	0.40%
One Year	5.49%	5.10%	0.39%
Three Years	2.57%	2.29%	0.28%
Five Years	2.13%	1.89%	0.24%
Ten Years	1.53%	1.29%	0.24%
Since 1/96	2.50%	2.28%	0.22%

Note: Net asset value at month end: \$28,631.4 million, which includes investments at market value, plus all cash, accrued interest receivable and payables.

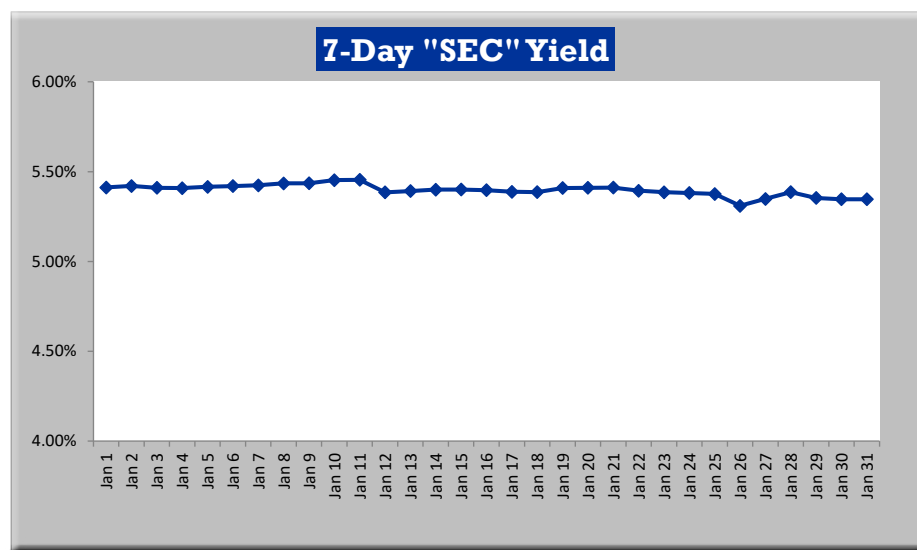
<sup>1</sup>Net of fees. Participant yield is calculated on a 365-day basis and includes adjustments for expenses and other accounting items to reflect realized earnings by participants.

<sup>2</sup>The net-of-fee benchmark is the S&P AAA/AA Rated GIP All 30-Day Net Index for all time periods.

### ABOUT ANNUALIZED YIELDS:

Performance data in the table and chart is annualized, meaning that the amounts are based on yields for the periods indicated, converted to their equivalent if obtained for a 12-month period.

For example, ignoring the effects of compounding, an investment that earns 0.10% over a 1-month period yields 1.20% on an annualized basis. Likewise, an investment that earns a total of 3.60% over three years yields 1.20% on an annualized basis, ignoring compounding.



The 7-Day "SEC" Yield in the chart is calculated in accordance with the yield methodology set forth by SEC Rule 2a-7 for money market funds. The 7-day yield = net income earned over a 7-day period / average units outstanding over the period / 7 times 365. Note that unlike other performance measures, the SEC yield does not include realized gains and losses from sales of securities.

## PRIME ACCOUNT SUMMARY FOR JANUARY 2024

Summary of Cash Flows		
Opening Balance (01/01/24)	\$	27,847,195,537
Participant Deposits		3,503,350,994
Gross Earnings		135,144,587
Participant Withdrawals		(2,861,953,242)
Fees		(759,478)
Closing Balance (01/31/24)	\$	28,622,978,398
<b>Net Change over Month</b>	<b>\$</b>	<b>775,782,861</b>

Detailed Fee Disclosure			
January		Amount	Basis Point Equivalent*
SBA Client Service, Account Mgt. & Fiduciary Oversight Fee	\$	240,625.10	1.02
Federated Investment Management Fee		465,820.83	1.98
BNY Mellon Custodial Fee**		9,102.53	0.04
Bank of America Transfer Agent Fee		34,989.59	0.15
S&P Rating Maintenance Fee		4,065.57	0.02
Audit/External Review Fees		4,874.27	0.02
<b>Total Fees</b>	<b>\$</b>	<b>759,477.89</b>	<b>3.23</b>

\*The basis point equivalent is an annualized rate based on the dollar amount of fees charged for the month times 12, divided by an average of the fund's beginning and ending total value (amortized cost) for the month which was \$28,235,086,968.

\*\*All custodian banking fees are allocated based on both market value (size) and level of service accurately passing through all charges to pool participants. Charges may fluctuate month-to-month.

The data included in this report is unaudited.

## INVENTORY OF HOLDINGS FOR JANUARY 2024

Security Name	Security Classification	Cpn	Maturity	Rate Reset	Par	Current Yield	Amort Cost (2)	Mkt Value (1)	Unrealized Gain/Loss
1320 W Jefferson LLC, Sep 01, 2060	VARIABLE RATE DEMAND NOTE	5.46	9/1/2060	2/7/2024	5,500,000	5.54	\$5,500,000	\$5,500,000	\$0
ABN Amro Bank NV,Amsterdam TD	TIME DEPOSIT	5.33	2/7/2024		1,400,000,000	5.42	\$1,400,000,000	\$1,400,000,000	\$0
AJC Capital, LLC, Jan 01, 2042	VARIABLE RATE DEMAND NOTE	5.45	1/1/2042	2/1/2024	5,530,000	5.45	\$5,530,000	\$5,530,000	\$0
Albion Capital LLC CPABS4-2	COMMERCIAL PAPER - ABS- 4(2)		2/21/2024		25,367,000	5.74	\$25,284,430	\$25,286,768	\$2,338
Albion Capital LLC CPABS4-2	COMMERCIAL PAPER - ABS- 4(2)		3/25/2024		129,064,000	5.62	\$128,006,966	\$127,999,996	-\$6,969
Anglesea Funding LLC CPABS4-2	COMMERCIAL PAPER - ABS- 4(2)		2/11/2024		304,500,000	5.41	\$304,455,002	\$304,454,989	-\$13
Anglesea Funding LLC CPABS4-2	COMMERCIAL PAPER - ABS- 4(2)		2/5/2024		30,000,000	5.76	\$29,976,792	\$29,977,804	\$1,012
Anglesea Funding LLC CPABS4-2	COMMERCIAL PAPER - ABS- 4(2)		3/11/2024		210,000,000	5.46	\$209,063,750	\$209,060,250	-\$3,500
Anglesea Funding LLC CPABS4-2	COMMERCIAL PAPER - ABS- 4(2)		3/4/2024		200,000,000	5.47	\$199,019,167	\$199,015,500	-\$3,667
Anglesea Funding LLC CPABS4-2	COMMERCIAL PAPER - ABS- 4(2)		3/18/2024		200,000,000	5.51	\$198,597,833	\$198,597,834	\$1
Anglesea Funding LLC CPABS4-2	COMMERCIAL PAPER - ABS- 4(2)		3/22/2024		100,000,000	5.59	\$99,230,750	\$99,239,250	\$8,500
Anglesea Funding LLC CPABS4-2	COMMERCIAL PAPER - ABS- 4(2)		4/2/2024		150,000,000	5.48	\$148,620,500	\$148,612,578	-\$7,922
Archer 1 LLC, Jun 01, 2060	VARIABLE RATE DEMAND NOTE	5.46	6/1/2060	2/1/2024	18,000,000	5.54	\$18,000,000	\$18,000,000	\$0
Atlantic Asset Securitization LLC CPABS4-2	COMMERCIAL PAPER - ABS- 4(2)		3/13/2024		50,000,000	5.58	\$49,683,250	\$49,684,417	\$1,167
Atlantic Asset Securitization LLC CPABS4-2	COMMERCIAL PAPER - ABS- 4(2)		3/26/2024		120,000,000	5.59	\$119,004,500	\$119,006,333	\$1,833
Australia & New Zealand Banking Group, Melbourne TD	TIME DEPOSIT	5.33	2/7/2024		1,400,000,000	5.42	\$1,400,000,000	\$1,400,000,000	\$0
BNG Bank N.V. CP4-2	COMMERCIAL PAPER - 4-2		2/1/2024		50,000,000	5.40	\$49,992,625	\$49,992,639	\$14
BPCE SA CP4-2	COMMERCIAL PAPER - 4-2		3/7/2024		200,000,000	5.66	\$198,900,000	\$198,929,200	\$29,200
BPCE SA CP4-2	COMMERCIAL PAPER - 4-2		3/12/2024		200,000,000	5.68	\$198,743,806	\$198,779,718	\$35,912
BWF Forge TL Properties Owner LLC, May 01, 2059	VARIABLE RATE DEMAND NOTE	5.46	5/1/2059	2/1/2024	28,500,000	5.46	\$28,500,000	\$28,500,000	\$0
Bank of America N.A. CD	CERTIFICATE OF DEPOSIT	5.92	8/9/2024		100,000,000	5.92	\$100,000,000	\$100,256,735	\$256,735
Bank of America N.A. CD	CERTIFICATE OF DEPOSIT	6.00	7/31/2024		100,000,000	6.00	\$100,000,000	\$100,289,605	\$289,605
Bank of America N.A. CD	CERTIFICATE OF DEPOSIT	5.18	1/24/2025		114,000,000	5.20	\$114,000,000	\$114,058,259	\$58,259
Bank of America N.A. CD	CERTIFICATE OF DEPOSIT	5.80	5/28/2024		100,000,000	5.80	\$100,000,000	\$100,051,851	\$51,851
Bank of America N.A. CD	CERTIFICATE OF DEPOSIT	5.80	6/7/2024		104,000,000	5.80	\$104,000,000	\$104,064,100	\$64,100
Bank of America N.A. CD	CERTIFICATE OF DEPOSIT	5.83	6/17/2024		125,000,000	5.82	\$125,000,000	\$125,099,384	\$99,384
Bank of America N.A. Triparty Repo Overnight Fixed	REPO TRIPARTY OVERNIGHT FIXED	5.32	2/1/2024		594,000,000	5.39	\$594,000,000	\$594,000,000	\$0
Bank of America N.A., Apr 19, 2024	VARIABLE RATE CERTIFICATE OF DEPOSIT	6.04	4/19/2024	2/1/2024	101,000,000	6.12	\$101,000,000	\$101,116,826	\$116,826
Bank of America, N.A. CD	CERTIFICATE OF DEPOSIT	6.00	9/23/2024		50,000,000	5.99	\$50,000,000	\$50,210,588	\$210,588
Bank of America, N.A. CD	CERTIFICATE OF DEPOSIT	5.44	2/7/2024		100,000,000	5.44	\$100,000,000	\$99,996,147	-\$3,853
Bank of Montreal CDYAN	CERTIFICATE OF DEPOSIT - YANKEE	5.82	5/28/2024		100,000,000	5.81	\$100,000,000	\$100,070,344	\$70,344
Bank of Montreal, Apr 12, 2024	VARIABLE RATE COMMERCIAL PAPER - 4-2	5.99	4/12/2024	2/1/2024	100,000,000	6.07	\$100,000,000	\$100,109,386	\$109,386
Bank of Montreal, Jan 06, 2025	VARIABLE RATE CERTIFICATE OF DEPOSIT	5.82	1/6/2025	2/1/2024	165,000,000	5.90	\$165,000,000	\$165,000,000	\$0
Bank of Montreal, Jan 06, 2025	VARIABLE RATE CERTIFICATE OF DEPOSIT	5.69	1/6/2025	2/1/2024	135,000,000	5.77	\$135,000,000	\$135,000,000	\$0
Bank of Montreal, Jan 06, 2025	VARIABLE RATE COMMERCIAL PAPER - 4-2	5.69	1/6/2025	2/1/2024	175,000,000	5.77	\$175,000,000	\$175,000,000	\$0
Bank of Montreal, Jun 14, 2024	VARIABLE RATE CERTIFICATE OF DEPOSIT	5.96	6/14/2024	2/1/2024	100,000,000	6.04	\$100,000,000	\$100,185,302	\$185,302
Bank of Montreal, May 03, 2024	VARIABLE RATE COMMERCIAL PAPER - 4-2	5.91	5/3/2024	2/1/2024	100,000,000	5.99	\$100,000,000	\$100,123,377	\$123,377
Bank of Montreal, Sep 16, 2024	VARIABLE RATE COMMERCIAL PAPER - 4-2	5.88	9/16/2024	2/1/2024	40,200,000	5.96	\$40,200,000	\$40,200,000	\$0
Bank of Nova Scotia, Toronto CDYAN	CERTIFICATE OF DEPOSIT - YANKEE	6.00	10/18/2024		52,000,000	5.99	\$52,000,000	\$52,272,720	\$272,720
Bank of Nova Scotia, Toronto, Feb 13, 2024	VARIABLE RATE COMMERCIAL PAPER - 4-2	5.70	2/13/2024	2/1/2024	30,000,000	5.78	\$29,999,810	\$30,002,621	\$2,811
Bank of Nova Scotia, Toronto, Jan 03, 2025	VARIABLE RATE CERTIFICATE OF DEPOSIT	5.69	1/3/2025	2/1/2024	170,000,000	5.77	\$170,000,000	\$170,086,907	\$86,907
Bank of Nova Scotia, Toronto, Jul 03, 2024	VARIABLE RATE COMMERCIAL PAPER - 4-2	5.95	7/3/2024	2/1/2024	75,000,000	6.03	\$75,000,000	\$75,129,724	\$129,724

See notes at end of table.



# INVENTORY OF HOLDINGS FOR JANUARY 2024

Security Name	Security Classification	Cpn	Maturity	Rate Reset	Par	Current Yield	Amort Cost (2)	Mkt Value (1)	Unrealized Gain/Loss
Bank of Nova Scotia, Toronto, Jul 10, 2024	VARIABLE RATE CERTIFICATE OF DEPOSIT	5.96	7/10/2024	2/1/2024	50,000,000	6.04	\$50,000,000	\$50,093,527	\$93,527
Bedford Row Funding Corp. CPABS4-2	COMMERCIAL PAPER - ABS- 4(2)		2/5/2024		50,000,000	5.47	\$49,962,778	\$49,963,076	\$298
Bedford Row Funding Corp. CPABS4-2	COMMERCIAL PAPER - ABS- 4(2)		3/12/2024		50,000,000	5.48	\$49,695,347	\$49,693,943	-\$1,405
Bedford Row Funding Corp. CPABS4-2	COMMERCIAL PAPER - ABS- 4(2)		5/11/2024		50,000,000	5.89	\$49,287,167	\$49,324,056	\$36,889
Bedford Row Funding Corp. CPABS4-2	COMMERCIAL PAPER - ABS- 4(2)		5/20/2024		70,000,000	5.86	\$68,800,083	\$68,863,751	\$63,668
Bedford Row Funding Corp. CPABS4-2	COMMERCIAL PAPER - ABS- 4(2)		5/28/2024		50,000,000	5.89	\$49,077,306	\$49,131,903	\$54,597
Bedford Row Funding Corp., Jun 03, 2024	VARIABLE RATE COMMERCIAL PAPER-ABS-4(2)	5.71	6/3/2024	2/1/2024	50,000,000	5.79	\$50,000,000	\$50,037,572	\$37,572
Bedford Row Funding Corp., Oct 16, 2024	VARIABLE RATE COMMERCIAL PAPER-ABS-4(2)	5.60	10/16/2024	2/1/2024	80,000,000	5.68	\$80,000,000	\$80,000,000	\$0
CAFCO, LLC CPABS4-2	COMMERCIAL PAPER - ABS- 4(2)		4/15/2024		75,000,000	5.63	\$74,148,438	\$74,163,281	\$14,844
CHARTA, LLC CPABS4-2	COMMERCIAL PAPER - ABS- 4(2)		4/15/2024		100,000,000	5.63	\$98,864,583	\$98,882,292	\$17,709
CHARTA, LLC CPABS4-2	COMMERCIAL PAPER - ABS- 4(2)		4/30/2024		50,000,000	5.70	\$49,313,750	\$49,330,000	\$16,250
CIESCO, LLC CPABS4-2	COMMERCIAL PAPER - ABS- 4(2)		2/5/2024		100,000,000	5.85	\$99,922,083	\$99,926,012	\$3,929
CIESCO, LLC CPABS4-2	COMMERCIAL PAPER - ABS- 4(2)		6/14/2024		30,000,000	5.67	\$29,388,000	\$29,406,563	\$18,563
CRC Funding, LLC CPABS4-2	COMMERCIAL PAPER - ABS- 4(2)		4/15/2024		100,000,000	5.63	\$98,864,583	\$98,878,125	\$13,542
Canadian Imperial Bank of Commerce CDYAN	CERTIFICATE OF DEPOSIT - YANKEE	6.00	10/17/2024		25,000,000	5.99	\$25,000,000	\$25,134,476	\$134,476
Canadian Imperial Bank of Commerce CDYAN	CERTIFICATE OF DEPOSIT - YANKEE	5.25	2/5/2024		75,000,000	5.25	\$75,000,000	\$74,996,239	-\$3,761
Canadian Imperial Bank of Commerce CP4-2	COMMERCIAL PAPER - 4-2		4/18/2024		75,000,000	5.56	\$74,144,600	\$74,133,908	-\$10,693
Canadian Imperial Bank of Commerce, Apr 01, 2024	VARIABLE RATE CERTIFICATE OF DEPOSIT	6.01	4/1/2024	2/1/2024	150,000,000	6.09	\$150,000,000	\$150,166,670	\$166,670
Canadian Imperial Bank of Commerce, Apr 11, 2024	VARIABLE RATE COMMERCIAL PAPER - 4-2	5.96	4/11/2024	2/1/2024	208,000,000	6.04	\$208,000,000	\$208,252,262	\$252,262
Canadian Imperial Bank of Commerce, Jan 03, 2025	VARIABLE RATE CERTIFICATE OF DEPOSIT	5.82	1/3/2025	2/1/2024	110,000,000	5.90	\$110,000,000	\$110,000,000	\$0
Canadian Imperial Bank of Commerce, Mar 06, 2024	VARIABLE RATE CERTIFICATE OF DEPOSIT	5.56	3/6/2024	2/1/2024	100,000,000	5.64	\$100,000,000	\$100,020,140	\$20,140
Canadian Imperial Bank of Commerce, Mar 27, 2024	VARIABLE RATE COMMERCIAL PAPER - 4-2	6.01	3/27/2024	2/1/2024	100,000,000	6.09	\$100,000,000	\$100,103,200	\$103,200
Chariot Funding LLC CPABS4-2	COMMERCIAL PAPER - ABS- 4(2)		2/14/2024		65,000,000	5.51	\$64,863,753	\$64,864,960	\$1,207
Chariot Funding LLC CPABS4-2	COMMERCIAL PAPER - ABS- 4(2)		2/16/2024		50,000,000	5.53	\$49,879,778	\$49,881,208	\$1,430
Chariot Funding LLC CPABS4-2	COMMERCIAL PAPER - ABS- 4(2)		3/19/2024		125,000,000	5.51	\$124,105,000	\$124,104,000	-\$1,000
Chariot Funding LLC CPABS4-2	COMMERCIAL PAPER - ABS- 4(2)		3/20/2024		50,000,000	5.53	\$49,633,861	\$49,633,997	\$136
Chariot Funding LLC, Aug 01, 2024	COMMERCIAL PAPER ASSET BACKED CALLABLE	5.54	8/1/2024	2/1/2024	50,000,000	5.62	\$50,000,000	\$50,000,000	\$0
Chesham Finance LLC Series VII CPABS4-2	COMMERCIAL PAPER - ABS- 4(2)		2/16/2024		25,000,000	5.47	\$24,940,444	\$24,940,604	\$159
Chesham Finance LLC Series VII CPABS4-2	COMMERCIAL PAPER - ABS- 4(2)		2/20/2024		50,000,000	5.48	\$49,851,111	\$49,851,324	\$213
Citibank N.A., New York, Jan 10, 2025	VARIABLE RATE CERTIFICATE OF DEPOSIT	5.69	1/10/2025	2/1/2024	220,000,000	5.77	\$220,000,000	\$220,013,418	\$13,418
Citibank N.A., New York, Oct 28, 2024	VARIABLE RATE CERTIFICATE OF DEPOSIT	5.91	10/28/2024	2/1/2024	100,000,000	5.99	\$100,000,000	\$100,219,852	\$219,852
Citibank NA, New York CD	CERTIFICATE OF DEPOSIT	6.01	9/18/2024		130,000,000	6.00	\$130,000,000	\$130,548,765	\$548,765
Citibank NA, New York CD	CERTIFICATE OF DEPOSIT	5.92	7/22/2024		150,000,000	5.96	\$150,000,000	\$150,361,673	\$361,673
Citigroup Global Markets, Inc. CP4-2	COMMERCIAL PAPER - 4-2		4/3/2024		75,000,000	5.92	\$74,255,813	\$74,275,763	\$19,950
Citigroup Global Markets, Inc. CP4-2	COMMERCIAL PAPER - 4-2		5/11/2024		75,000,000	5.97	\$73,919,375	\$73,974,064	\$54,689
City Furniture, Inc., Aug 01, 2044	VARIABLE RATE DEMAND NOTE	5.46	8/1/2044	2/1/2024	77,000,000	5.46	\$77,000,000	\$77,000,000	\$0
Collateralized Commercial Paper FLEX Co., LLC, Jul 01, 2024	COMMERCIAL PAPER ASSET BACKED CALLABLE	5.85	7/1/2024	2/1/2024	100,000,000	5.93	\$100,000,000	\$100,000,000	\$0
Collateralized Commercial Paper FLEX Co., LLC, Jul 01, 2024	COMMERCIAL PAPER ASSET BACKED CALLABLE	5.73	7/1/2024	2/1/2024	140,000,000	5.81	\$140,000,000	\$140,000,000	\$0
Collateralized Commercial Paper FLEX Co., LLC, Jul 03, 2024	VARIABLE RATE COMMERCIAL PAPER-ABS-4(2)	5.63	7/3/2024	2/1/2024	155,000,000	5.71	\$155,000,000	\$155,000,000	\$0
Collateralized Commercial Paper FLEX Co., LLC, Jul 08, 2024	COMMERCIAL PAPER ASSET BACKED CALLABLE	5.85	7/8/2024	2/1/2024	115,000,000	5.93	\$115,000,000	\$115,055,716	\$55,716

See notes at end of table.

## INVENTORY OF HOLDINGS FOR JANUARY 2024

Security Name	Security Classification	Cpn	Maturity	Rate Reset	Par	Current Yield	Amort Cost (2)	Mkt Value (1)	Unrealized Gain/Loss
Collateralized Commercial Paper FLEX Co., LLC, Jul 23, 2024	COMMERCIAL PAPER ASSET BACKED CALLABLE	5.72	7/23/2024	2/1/2024	70,000,000	5.80	\$70,000,000	\$70,000,000	\$0
Collateralized Commercial Paper V Co. LLC, Jul 10, 2024	COMMERCIAL PAPER ASSET BACKED CALLABLE	5.86	7/10/2024	2/1/2024	100,000,000	5.94	\$100,000,000	\$100,118,179	\$118,179
Collateralized Commercial Paper V Co. LLC, Jul 22, 2024	COMMERCIAL PAPER ASSET BACKED CALLABLE	5.72	7/22/2024	2/1/2024	50,000,000	5.80	\$50,000,000	\$50,013,584	\$13,584
Commonwealth Bank of Australia, Mar 21, 2024	VARIABLE RATE COMMERCIAL PAPER - 4-2	5.96	3/21/2024	2/1/2024	50,000,000	6.04	\$50,000,000	\$50,038,566	\$38,566
Cooperatieve Rabobank UA TD	TIME DEPOSIT	5.33	2/1/2024		700,000,000	5.42	\$700,000,000	\$700,000,000	\$0
Cooperatieve Rabobank UA TD	TIME DEPOSIT	5.33	2/7/2024		700,000,000	5.42	\$700,000,000	\$700,000,000	\$0
Credit Agricole Corporate and Investment Bank CDYAN	CERTIFICATE OF DEPOSIT - YANKEE	5.69	2/1/2024		58,500,000	5.77	\$58,500,000	\$58,500,500	\$500
Credit Agricole Corporate and Investment Bank CDYAN	CERTIFICATE OF DEPOSIT - YANKEE	5.32	2/2/2024		350,000,000	5.41	\$350,000,000	\$350,000,000	\$0
Credit Agricole Corporate and Investment Bank CDYAN	CERTIFICATE OF DEPOSIT - YANKEE	5.32	2/6/2024		600,000,000	5.41	\$600,000,000	\$600,000,000	\$0
Credit Agricole Corporate and Investment Bank CDYAN	CERTIFICATE OF DEPOSIT - YANKEE	5.32	2/7/2024		300,000,000	5.41	\$300,000,000	\$300,000,000	\$0
DNB Bank ASA CP4-2	COMMERCIAL PAPER - 4-2		4/18/2024		190,000,000	5.88	\$187,680,258	\$187,833,975	\$153,717
DNB Bank ASA TD	TIME DEPOSIT	5.31	2/1/2024		1,000,000,000	5.40	\$1,000,000,000	\$1,000,000,000	\$0
DZ Bank AG Deutsche Zentral-Genossenschaftsbank CDYAN	CERTIFICATE OF DEPOSIT - YANKEE	5.80	4/24/2024		100,000,000	5.88	\$100,000,000	\$100,062,018	\$62,018
Dino P Kanelos Irrevocable Trust, Sep 01, 2041	VARIABLE RATE DEMAND NOTE	5.45	9/1/2041	2/1/2024	4,515,000	5.45	\$4,515,000	\$4,515,000	\$0
Dreyfus Government Cash Management Fund	OVERNIGHT MUTUAL FUND	5.15	2/1/2024		6,104,899	5.24	\$6,104,899	\$6,104,899	\$0
Enterprise Fleet Financing, LLC 2023-3, A1, 5.906%, 10/21/2024	ASSET BACKED NOTE	5.91	10/21/2024		7,005,251	5.91	\$7,005,251	\$7,011,904	\$6,652
Enterprise Fleet Financing, LLC 2024-1, A1, 5.548%, 02/20/2025	ASSET BACKED NOTE	5.55	2/20/2025		30,000,000	5.55	\$30,000,000	\$30,009,538	\$9,538
Fairway Finance Co. LLC CPABS4-2	COMMERCIAL PAPER - ABS- 4(2)		6/7/2024		35,000,000	5.68	\$34,321,778	\$34,340,353	\$18,575
Fairway Finance Co. LLC CPABS4-2	COMMERCIAL PAPER - ABS- 4(2)		6/17/2024		50,000,000	5.69	\$48,955,417	\$48,986,965	\$31,548
Fairway Finance Co. LLC CPABS4-2	COMMERCIAL PAPER - ABS- 4(2)		6/21/2024		100,000,000	5.69	\$97,850,278	\$97,917,623	\$67,345
Federated Hermes Institutional Prime Value Obligations Fund - Class IS	MUTUAL FUND MONEY MARKET	5.51	2/1/2024	2/1/2024	630,872,087	5.51	\$631,124,436	\$631,124,436	\$0
Fiore Capital LLC, Series 2005-A, Aug 01, 2045	VARIABLE RATE DEMAND NOTE	5.45	8/1/2045	2/1/2024	8,690,000	5.45	\$8,690,000	\$8,690,000	\$0
GTA Funding LLC CPABS4-2	COMMERCIAL PAPER - ABS- 4(2)		5/13/2024		90,000,000	5.81	\$88,565,725	\$88,623,473	\$57,748
Gotham Funding Corp. CPABS4-2	COMMERCIAL PAPER - ABS- 4(2)		4/1/2024		100,000,000	5.58	\$99,081,611	\$99,090,140	\$8,529
Gotham Funding Corp. CPABS4-2	COMMERCIAL PAPER - ABS- 4(2)		4/3/2024		44,500,000	5.54	\$44,081,032	\$44,081,889	\$857
Great Bear Funding LLC CPABS4-2	COMMERCIAL PAPER - ABS- 4(2)		2/7/2024		52,000,000	5.47	\$51,945,804	\$51,946,007	\$202
Great Bear Funding LLC CPABS4-2	COMMERCIAL PAPER - ABS- 4(2)		2/14/2024		50,000,000	5.46	\$49,895,972	\$49,895,418	-\$554
GreatAmerica Leasing Receivables 2024-1, A1, 5.55%, 02/18/2025	ASSET BACKED NOTE	5.55	2/18/2025		40,000,000	5.55	\$40,000,000	\$40,013,688	\$13,688
HSBC Securities (USA), Inc. Repo Tri Party Overnight Fixed	REPO TRIPARTY OVERNIGHT FIXED	5.31	2/1/2024		100,000,000	5.38	\$100,000,000	\$100,000,000	\$0
HW Hellman Building LP, Mar 01, 2062	VARIABLE RATE DEMAND NOTE	5.46	3/1/2062	2/1/2024	50,000,000	5.46	\$50,000,000	\$50,000,000	\$0
J.P. Morgan Securities LLC	CALLABLE COMMERCIAL PAPER	5.94	8/21/2024	2/1/2024	50,000,000	6.02	\$50,000,000	\$50,050,471	\$50,471
Jupiter Securitization Co. LLC, Jul 10, 2024	COMMERCIAL PAPER ASSET BACKED CALLABLE	5.72	7/10/2024	2/1/2024	75,000,000	5.80	\$75,000,000	\$75,008,779	\$8,779
Jupiter Securitization Co. LLC, Oct 23, 2024	COMMERCIAL PAPER ASSET BACKED CALLABLE	5.66	10/23/2024	2/1/2024	100,000,000	5.74	\$100,000,000	\$100,000,000	\$0
Jupiter Securitization Company LLC CPABS4-2	COMMERCIAL PAPER - ABS- 4(2)		2/6/2024		350,000,000	5.58	\$349,682,083	\$349,689,165	\$7,082
Jupiter Securitization Company LLC CPABS4-2	COMMERCIAL PAPER - ABS- 4(2)		4/8/2024		200,000,000	5.53	\$197,971,333	\$197,972,340	\$1,007
Jupiter Securitization Company LLC CPABS4-2	COMMERCIAL PAPER - ABS- 4(2)		4/25/2024		75,000,000	5.55	\$74,047,292	\$74,050,538	\$3,247
Jupiter Securitization Company LLC CPABS4-2	COMMERCIAL PAPER - ABS- 4(2)		4/26/2024		60,000,000	5.55	\$59,228,867	\$59,231,542	\$2,676
LMA-Americas LLC CPABS4-2	COMMERCIAL PAPER - ABS- 4(2)		2/27/2024		51,250,000	5.76	\$51,035,134	\$51,042,643	\$7,508

See notes at end of table.

# INVENTORY OF HOLDINGS FOR JANUARY 2024

Security Name	Security Classification	Cpn	Maturity	Rate Reset	Par	Current Yield	Amort Cost (2)	Mkt Value (1)	Unrealized Gain/Loss
LMA-Americas LLC CPABS4-2	COMMERCIAL PAPER - ABS- 4(2)		3/18/2024		50,000,000	5.58	\$49,645,542	\$49,647,500	\$1,958
Longship Funding LLC CPABS4-2	COMMERCIAL PAPER - ABS- 4(2)		2/1/2024		225,000,000	5.41	\$224,966,750	\$224,966,795	\$45
Longship Funding LLC CPABS4-2	COMMERCIAL PAPER - ABS- 4(2)		2/6/2024		80,000,000	5.42	\$79,929,067	\$79,928,971	-\$95
Longship Funding LLC CPABS4-2	COMMERCIAL PAPER - ABS- 4(2)		2/8/2024		75,000,000	5.42	\$74,911,333	\$74,911,152	-\$181
MUFG Bank Ltd. CDYAN	CERTIFICATE OF DEPOSIT - YANKEE	5.75	2/16/2024		50,000,000	5.83	\$50,000,000	\$50,007,905	\$7,905
MUFG Bank Ltd. CDYAN	CERTIFICATE OF DEPOSIT - YANKEE	5.50	3/28/2024		100,000,000	5.58	\$100,000,000	\$100,001,038	\$1,038
MUFG Bank Ltd. CP	COMMERCIAL PAPER		2/13/2024		100,000,000	5.83	\$99,795,792	\$99,808,765	\$12,973
MUFG Bank Ltd. CP	COMMERCIAL PAPER		2/20/2024		300,000,000	5.78	\$299,065,000	\$299,117,334	\$52,334
MUFG Bank Ltd. CP	COMMERCIAL PAPER		2/28/2024		180,000,000	5.73	\$179,221,600	\$179,258,450	\$36,850
MUFG Bank Ltd. CP	COMMERCIAL PAPER		3/6/2024		50,000,000	5.69	\$49,731,181	\$49,741,503	\$10,322
MUFG Bank Ltd. ECD (USD)	EURO CERTIFICATE OF DEPOSIT	5.46	5/2/2024		90,000,000	5.55	\$90,000,000	\$90,000,000	\$0
MUFG Bank Ltd. ECD (USD)	EURO CERTIFICATE OF DEPOSIT	5.50	4/23/2024		100,000,000	5.59	\$100,000,000	\$99,997,254	-\$2,746
Manhattan Asset Funding Company LLC CPABS4-2	COMMERCIAL PAPER - ABS- 4(2)		4/4/2024		40,000,000	5.57	\$39,616,000	\$39,616,190	\$190
Matchpoint Finance plc CPABS4-2	COMMERCIAL PAPER - ABS- 4(2)		4/2/2024		45,000,000	5.55	\$44,582,275	\$44,583,567	\$1,292
Microsoft Corp. CP4-2	COMMERCIAL PAPER - 4-2		2/2/2024		100,000,000	5.50	\$99,970,111	\$99,970,595	\$484
Mizuho Bank Ltd. CDYAN	CERTIFICATE OF DEPOSIT - YANKEE	5.75	2/2/2024		75,000,000	5.83	\$75,000,000	\$75,001,547	\$1,547
Mizuho Bank Ltd. CDYAN	CERTIFICATE OF DEPOSIT - YANKEE	5.60	3/11/2024		125,000,000	5.68	\$125,000,000	\$125,023,329	\$23,329
Mizuho Bank Ltd. CDYAN	CERTIFICATE OF DEPOSIT - YANKEE	5.60	3/13/2024		150,000,000	5.68	\$150,000,000	\$150,028,037	\$28,037
Mizuho Bank Ltd. CDYAN	CERTIFICATE OF DEPOSIT - YANKEE	5.58	3/19/2024		195,000,000	5.66	\$195,000,000	\$195,030,504	\$30,504
Mizuho Bank Ltd. TD	TIME DEPOSIT	5.32	2/1/2024		440,000,000	5.41	\$440,000,000	\$440,000,000	\$0
Mizuho Bank Ltd., Canada Branch TD	TIME DEPOSIT	5.33	2/1/2024		415,000,000	5.42	\$415,000,000	\$415,000,000	\$0
Mizuho Securities USA, Inc. - REPO TRIPARTY OVERNIGHT FIXED	REPO TRIPARTY OVERNIGHT FIXED	5.32	2/1/2024		150,000,000	5.39	\$150,000,000	\$150,000,000	\$0
National Australia Bank Ltd., Melbourne CP4-2	COMMERCIAL PAPER - 4-2		5/1/2024		110,000,000	5.88	\$108,433,157	\$108,493,217	\$60,060
National Australia Bank Ltd., Melbourne, Dec 09, 2024	VARIABLE RATE COMMERCIAL PAPER - 4-2	5.76	12/9/2024	2/1/2024	100,000,000	5.84	\$100,000,000	\$100,000,000	\$0
National Australia Bank Ltd., Melbourne, Sep 24, 2024	VARIABLE RATE COMMERCIAL PAPER - 4-2	5.85	9/24/2024	2/1/2024	100,000,000	5.93	\$100,000,000	\$100,219,618	\$219,618
National Bank of Canada, Montreal CP4-2	COMMERCIAL PAPER - 4-2		5/24/2024		130,000,000	5.77	\$127,723,483	\$127,805,240	\$81,757
National Bank of Canada, Montreal CP4-2	COMMERCIAL PAPER - 4-2		6/17/2024		200,000,000	5.77	\$195,771,833	\$195,957,674	\$185,841
National Bank of Canada, Montreal, Jan 16, 2025	VARIABLE RATE COMMERCIAL PAPER - 4-2	5.68	1/16/2025	2/1/2024	200,000,000	5.76	\$200,000,000	\$200,063,334	\$63,334
National Bank of Canada, Montreal, Jan 17, 2025	VARIABLE RATE COMMERCIAL PAPER - 4-2	5.68	1/17/2025	2/1/2024	100,000,000	5.76	\$100,000,000	\$100,000,000	\$0
National Bank of Canada, Montreal, Mar 06, 2024	VARIABLE RATE COMMERCIAL PAPER - 4-2	5.56	3/6/2024	2/1/2024	50,000,000	5.64	\$50,000,000	\$50,007,718	\$7,718
Nordea Bank Abp CP4-2	COMMERCIAL PAPER - 4-2		4/19/2024		130,000,000	5.87	\$128,395,313	\$128,494,466	\$99,154
Old Line Funding, LLC CPABS4-2	COMMERCIAL PAPER - ABS- 4(2)		3/25/2024		100,000,000	5.58	\$99,187,000	\$99,187,000	\$0
Old Line Funding, LLC CPABS4-2	COMMERCIAL PAPER - ABS- 4(2)		3/26/2024		40,000,000	5.58	\$39,668,778	\$39,668,778	-\$0
Old Line Funding, LLC CPABS4-2	COMMERCIAL PAPER - ABS- 4(2)		4/29/2024		48,750,000	5.90	\$48,069,057	\$48,102,602	\$33,545
Old Line Funding, LLC CPABS4-2	COMMERCIAL PAPER - ABS- 4(2)		5/2/2024		48,600,000	5.89	\$47,899,512	\$47,933,510	\$33,998
Old Line Funding, LLC, Aug 20, 2024	COMMERCIAL PAPER ASSET BACKED CALLABLE	5.58	8/20/2024	2/1/2024	50,000,000	5.66	\$50,000,000	\$50,002,384	\$2,384
Old Line Funding, LLC, Aug 23, 2024	COMMERCIAL PAPER ASSET BACKED CALLABLE	5.58	8/23/2024	2/1/2024	100,000,000	5.66	\$100,000,000	\$100,000,000	\$0
Old Line Funding, LLC, Jul 08, 2024	COMMERCIAL PAPER ASSET BACKED CALLABLE	5.71	7/8/2024	2/1/2024	50,000,000	5.79	\$50,000,000	\$50,000,000	\$0
Old Line Funding, LLC, Jul 08, 2024	COMMERCIAL PAPER ASSET BACKED CALLABLE	5.71	7/8/2024	2/1/2024	75,000,000	5.79	\$75,000,000	\$75,000,000	\$0
Old Line Funding, LLC, Mar 18, 2024	COMMERCIAL PAPER ASSET BACKED CALLABLE	5.71	3/18/2024	2/1/2024	90,000,000	5.79	\$90,000,000	\$90,000,000	\$0
Old Line Funding, LLC, Oct 28, 2024	COMMERCIAL PAPER ASSET BACKED CALLABLE	5.60	10/28/2024	2/1/2024	75,000,000	5.68	\$75,000,000	\$75,000,000	\$0

See notes at end of table.

## INVENTORY OF HOLDINGS FOR JANUARY 2024

Security Name	Security Classification	Cpn	Maturity	Rate Reset	Par	Current Yield	Amort Cost (2)	Mkt Value (1)	Unrealized Gain/Loss
Overbaugh Family (2016) Survivorship Trust, Apr 01, 2042	VARIABLE RATE DEMAND NOTE	5.45	4/1/2042	2/1/2024	7,015,000	5.45	\$7,015,000	\$7,015,000	\$0
Podium Funding Trust CPABS3A3	COMMERCIAL PAPER - ABS 3A3		3/6/2024		20,000,000	5.53	\$19,895,194	\$19,895,389	\$194
Podium Funding Trust CPABS3A3	COMMERCIAL PAPER - ABS 3A3		3/8/2024		50,000,000	5.53	\$49,723,014	\$49,723,734	\$720
Podium Funding Trust CPABS3A3	COMMERCIAL PAPER - ABS 3A3		6/5/2024		100,000,000	5.69	\$98,089,000	\$98,147,730	\$58,730
Ridgefield Funding Company, LLC Series A CPABS4-2	COMMERCIAL PAPER - ABS- 4(2)		2/6/2024		45,000,000	5.47	\$44,959,800	\$44,960,036	\$236
Ridgefield Funding Company, LLC Series A, Feb 02, 2024	VARIABLE RATE COMMERCIAL PAPER-ABS-4(2)	5.59	2/2/2024	2/1/2024	40,000,000	5.67	\$40,000,000	\$40,000,323	\$323
Royal Bank of Canada CP4-2	COMMERCIAL PAPER - 4-2		3/20/2024		45,000,000	5.53	\$44,678,438	\$44,670,516	-\$7,922
Royal Bank of Canada CP4-2	COMMERCIAL PAPER - 4-2		10/11/2024		150,000,000	6.00	\$144,009,833	\$144,672,068	\$662,234
Royal Bank of Canada CP4-2	COMMERCIAL PAPER - 4-2		10/16/2024		47,000,000	6.00	\$45,086,134	\$45,302,396	\$216,262
Scheel Investments, LLC, Sep 01, 2041	VARIABLE RATE DEMAND NOTE	5.45	9/1/2041	2/1/2024	6,720,000	5.45	\$6,720,000	\$6,720,000	\$0
Sheffield Receivables Company LLC CPABS4-2	COMMERCIAL PAPER - ABS- 4(2)		2/27/2024		80,000,000	5.75	\$79,665,200	\$79,674,920	\$9,720
Sheffield Receivables Company LLC CPABS4-2	COMMERCIAL PAPER - ABS- 4(2)		3/11/2024		100,000,000	5.61	\$99,394,444	\$99,387,549	-\$6,895
Sheffield Receivables Company LLC CPABS4-2	COMMERCIAL PAPER - ABS- 4(2)		3/12/2024		90,000,000	5.61	\$89,441,375	\$89,449,558	\$8,183
Sheffield Receivables Company LLC CPABS4-2	COMMERCIAL PAPER - ABS- 4(2)		3/25/2024		100,000,000	5.61	\$99,182,500	\$99,181,600	-\$900
Sheffield Receivables Company LLC CPABS4-2	COMMERCIAL PAPER - ABS- 4(2)		3/26/2024		20,000,000	5.61	\$19,833,472	\$19,833,269	-\$204
Sheffield Receivables Company LLC, Feb 02, 2024	VARIABLE RATE COMMERCIAL PAPER-ABS-4(2)	5.61	2/2/2024	2/1/2024	95,000,000	5.69	\$95,000,000	\$95,000,979	\$979
Sheffield Receivables Company LLC, Feb 22, 2024	VARIABLE RATE COMMERCIAL PAPER-ABS-4(2)	5.61	2/22/2024	2/1/2024	50,000,000	5.69	\$50,000,000	\$50,006,267	\$6,267
Sheffield Receivables Company LLC, Feb 23, 2024	VARIABLE RATE COMMERCIAL PAPER-ABS-4(2)	5.61	2/23/2024	2/1/2024	48,000,000	5.69	\$48,000,000	\$48,000,000	\$0
Sheffield Receivables Company LLC, Feb 26, 2024	VARIABLE RATE COMMERCIAL PAPER-ABS-4(2)	5.63	2/26/2024	2/1/2024	52,000,000	5.71	\$52,000,000	\$52,000,000	\$0
Starbird Funding Corp. CPABS4-2	COMMERCIAL PAPER - ABS- 4(2)		2/1/2024		125,000,000	5.40	\$124,981,563	\$124,981,523	-\$40
Sumitomo Mitsui Banking Corp., Mar 28, 2024	VARIABLE RATE CERTIFICATE OF DEPOSIT	5.51	3/28/2024	2/1/2024	200,000,000	5.59	\$200,000,000	\$200,024,904	\$24,904
Sumitomo Mitsui Trust Bank Ltd. CDYAN	CERTIFICATE OF DEPOSIT - YANKEE	5.70	2/22/2024		80,000,000	5.78	\$80,000,000	\$80,014,498	\$14,498
Sumitomo Mitsui Trust Bank Ltd. CDYAN	CERTIFICATE OF DEPOSIT - YANKEE	5.68	2/14/2024		100,000,000	5.76	\$100,000,000	\$100,011,599	\$11,599
Sumitomo Mitsui Trust Bank Ltd. CDYAN	CERTIFICATE OF DEPOSIT - YANKEE	5.52	2/5/2024		100,000,000	5.60	\$100,000,000	\$100,002,399	\$2,399
Sumitomo Mitsui Trust Bank Ltd. CDYAN	CERTIFICATE OF DEPOSIT - YANKEE	5.55	3/26/2024		200,000,000	5.63	\$200,000,000	\$200,030,298	\$30,298
Sumitomo Mitsui Trust Bank Ltd. CDYAN	CERTIFICATE OF DEPOSIT - YANKEE	5.55	3/27/2024		125,000,000	5.63	\$125,000,000	\$125,018,985	\$18,985
Sumitomo Mitsui Trust Bank Ltd. CDYAN	CERTIFICATE OF DEPOSIT - YANKEE	5.45	4/18/2024		240,000,000	5.54	\$240,000,000	\$240,004,454	\$4,454
Sumitomo Mitsui Trust Bank Ltd. CDYAN	CERTIFICATE OF DEPOSIT - YANKEE	5.45	4/5/2024		205,000,000	5.54	\$205,000,000	\$205,004,080	\$4,080
Sumitomo Mitsui Trust Bank Ltd. CP4-2	COMMERCIAL PAPER - 4-2		4/8/2024		100,000,000	5.55	\$98,983,778	\$98,988,387	\$4,609
Sumitomo Mitsui Trust Bank Ltd.(London) ECD	EURO CERTIFICATE OF DEPOSIT	0.00	3/7/2024		200,000,000	5.69	\$198,893,688	\$198,924,419	\$30,731
Svenska Handelsbanken, Stockholm CDYAN	CERTIFICATE OF DEPOSIT - YANKEE	5.80	4/4/2024		10,000,000	5.88	\$10,000,000	\$10,006,585	\$6,585
Taxable Tender Option Bond Trust 2021-MIZ9064TX, (Series 2021-MIZ-9064TX), 11/01/2056	MUNICIPAL VARIABLE RATE DEMAND NOTE	5.74	11/1/2056	2/1/2024	6,500,000	5.74	\$6,500,000	\$6,500,000	\$0
Taxable Tender Option Bond Trust 2022-MIZ9084TX, (Series 2022-MIZ-9084TX), 02/01/2027	MUNICIPAL VARIABLE RATE DEMAND NOTE	5.74	2/1/2027	2/1/2024	5,150,000	5.74	\$5,150,000	\$5,150,000	\$0
Taxable Tender Option Bond Trust 2022-MIZ9094TX, (Series 2022-MIZ-9094TX), 12/01/2059	MUNICIPAL VARIABLE RATE DEMAND NOTE	5.74	12/1/2059	2/1/2024	3,200,000	5.74	\$3,200,000	\$3,200,000	\$0

See notes at end of table.

# INVENTORY OF HOLDINGS FOR JANUARY 2024

Security Name	Security Classification	Cpn	Maturity	Rate Reset	Par	Current Yield	Amort Cost (2)	Mkt Value (1)	Unrealized Gain/Loss
Texas State, Veterans Bonds (Taxable Series 2023A), 12/01/2054	MUNICIPAL VARIABLE RATE DEMAND NOTE	5.40	12/1/2054	2/7/2024	18,000,000	5.40	\$18,000,000	\$18,000,000	\$0
The Greathouse 2021 Children's Trust, Dec 01, 2046	VARIABLE RATE DEMAND NOTE	5.45	12/1/2046	2/1/2024	13,625,000	5.45	\$13,625,000	\$13,625,000	\$0
Thunder Bay Funding, LLC CPABS4-2	COMMERCIAL PAPER - ABS- 4(2)		4/29/2024		35,250,000	5.90	\$34,757,626	\$34,784,612	\$26,986
Thunder Bay Funding, LLC CPABS4-2	COMMERCIAL PAPER - ABS- 4(2)		5/6/2024		40,000,000	5.89	\$39,398,400	\$39,431,595	\$33,195
Thunder Bay Funding, LLC, May 06, 2024	COMMERCIAL PAPER ASSET BACKED CALLABLE	5.71	5/6/2024	2/1/2024	75,000,000	5.79	\$75,000,000	\$75,000,000	\$0
Thunder Bay Funding, LLC, May 29, 2024	COMMERCIAL PAPER ASSET BACKED CALLABLE	5.71	5/29/2024	2/1/2024	100,000,000	5.79	\$100,000,000	\$100,000,000	\$0
Thunder Bay Funding, LLC, Oct 17, 2024	COMMERCIAL PAPER ASSET BACKED CALLABLE	5.60	10/17/2024	2/1/2024	50,000,000	5.68	\$50,000,000	\$50,000,000	\$0
Toronto Dominion Bank CDYAN	CERTIFICATE OF DEPOSIT - YANKEE	6.00	9/6/2024		25,000,000	5.99	\$25,000,000	\$25,099,306	\$99,306
Toronto Dominion Bank CDYAN	CERTIFICATE OF DEPOSIT - YANKEE	6.05	7/3/2024		118,500,000	6.04	\$118,500,000	\$118,742,653	\$242,653
Toronto Dominion Bank CDYAN	CERTIFICATE OF DEPOSIT - YANKEE	6.05	7/10/2024		97,000,000	6.04	\$97,000,000	\$97,199,863	\$199,863
Toronto Dominion Bank CDYAN	CERTIFICATE OF DEPOSIT - YANKEE	6.02	7/3/2024		100,000,000	6.01	\$100,000,000	\$100,185,552	\$185,552
Toronto Dominion Bank CDYAN	CERTIFICATE OF DEPOSIT - YANKEE	5.44	2/13/2024		80,000,000	5.44	\$80,000,000	\$79,995,066	-\$4,934
Toronto Dominion Bank CP4-2	COMMERCIAL PAPER - 4-2		5/16/2024		60,000,000	5.80	\$59,030,983	\$59,058,873	\$27,890
Toronto Dominion Bank CP4-2	COMMERCIAL PAPER - 4-2		8/23/2024		50,000,000	6.00	\$48,388,472	\$48,556,316	\$167,844
Toronto Dominion Bank, Apr 29, 2024	VARIABLE RATE CERTIFICATE OF DEPOSIT	5.91	4/29/2024	2/1/2024	100,000,000	5.99	\$100,000,000	\$100,126,245	\$126,245
Toronto Dominion Bank, Jan 16, 2025	VARIABLE RATE CERTIFICATE OF DEPOSIT	5.66	1/16/2025	2/1/2024	235,000,000	5.74	\$235,000,000	\$235,064,150	\$64,150
TotalEnergies Capital S.A. CP4-2	COMMERCIAL PAPER - 4-2		2/23/2024		50,000,000	5.45	\$49,829,417	\$49,828,977	-\$440
Toyota Credit Canada Inc. CP	COMMERCIAL PAPER		7/18/2024		40,000,000	5.99	\$38,929,667	\$39,020,257	\$90,590
Toyota Credit De Puerto Rico Corp. CP	COMMERCIAL PAPER		4/25/2024		13,000,000	5.91	\$12,826,269	\$12,832,204	\$5,934
Toyota Credit De Puerto Rico Corp. CP	COMMERCIAL PAPER		5/23/2024		50,000,000	5.73	\$49,135,236	\$49,150,952	\$15,715
Toyota Credit De Puerto Rico Corp. CP	COMMERCIAL PAPER		6/17/2024		30,000,000	5.74	\$29,367,500	\$29,379,299	\$11,799
Toyota Credit De Puerto Rico Corp. CP	COMMERCIAL PAPER		7/17/2024		55,000,000	5.61	\$53,624,267	\$53,631,248	\$6,981
Toyota Motor Credit Corp., Dec 09, 2024	VARIABLE MEDIUM TERM NOTE	5.81	12/9/2024	2/1/2024	95,000,000	5.89	\$95,000,000	\$95,119,909	\$119,909
U.S. Treasury Bill 02/01/2024	US TREASURY BILL	0.00	2/1/2024		462,000,000	5.38	\$461,932,368	\$462,000,000	\$67,632
U.S. Treasury Bill 02/08/2024	US TREASURY BILL	0.00	2/8/2024		400,000,000	5.38	\$399,531,556	\$399,598,276	\$66,720
UnitedHealth Group, Inc. CP4-2	COMMERCIAL PAPER - 4-2		2/1/2024		200,000,000	5.40	\$199,970,500	\$199,970,484	-\$16
Victory Receivables Corp. CPABS4-2	COMMERCIAL PAPER - ABS- 4(2)		2/28/2024		50,000,000	5.65	\$49,786,111	\$49,790,700	\$4,589
Victory Receivables Corp. CPABS4-2	COMMERCIAL PAPER - ABS- 4(2)		3/28/2024		100,000,000	5.49	\$99,152,917	\$99,149,433	-\$3,484
Wells Fargo Bank, N.A., Jul 31, 2024	VARIABLE RATE CERTIFICATE OF DEPOSIT	5.91	7/31/2024	2/1/2024	100,000,000	5.99	\$100,000,000	\$100,210,334	\$210,334
Wells Fargo Bank, N.A., Nov 07, 2024	VARIABLE RATE CERTIFICATE OF DEPOSIT	5.91	11/7/2024	2/1/2024	100,000,000	5.99	\$100,000,000	\$100,262,705	\$262,705
Wells Fargo Bank, N.A., Nov 13, 2024	VARIABLE RATE CERTIFICATE OF DEPOSIT	5.91	11/13/2024	2/1/2024	50,000,000	5.99	\$50,000,000	\$50,130,903	\$130,903
Wells Fargo Bank, N.A., Sep 12, 2024	VARIABLE RATE CERTIFICATE OF DEPOSIT	5.91	9/12/2024	2/1/2024	225,000,000	5.99	\$225,000,000	\$225,474,581	\$474,581
Wylie Bice Life Insurance Trust, Aug 01, 2046	VARIABLE RATE DEMAND NOTE	5.45	8/1/2046	2/1/2024	7,625,000	5.45	\$7,625,000	\$7,625,000	\$0
<b>Total Value of Assets</b>					<b>28,688,033,238</b>		<b>\$28,611,905,711</b>	<b>\$28,621,805,044</b>	<b>\$9,899,333</b>

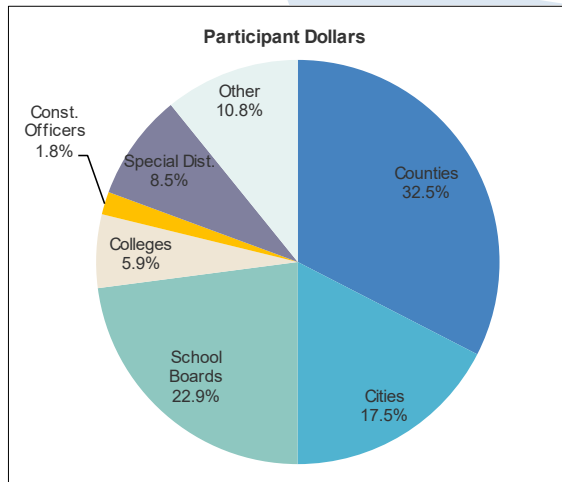
**Notes:** The data included in this report is unaudited. Amounts above are the value of investments. Income accruals, payables and uninvested cash are not included. Amortizations/accretions are reported with a one-day lag in the above valuations.

<sup>1</sup> Market values of the portfolio securities are provided by the custodian, BNY Mellon. The portfolio manager, Federated Hermes, is the source for other data shown above.

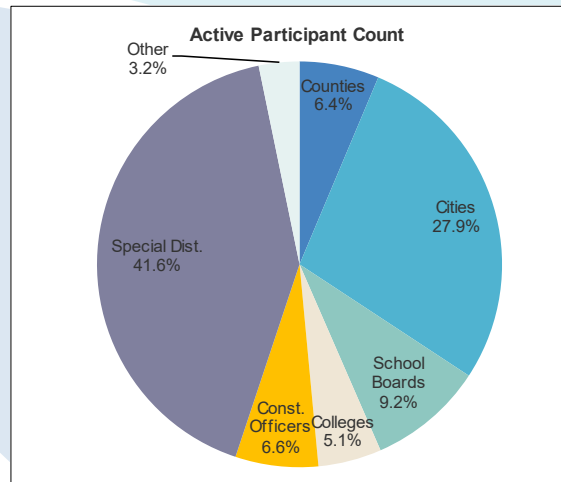
<sup>2</sup> Amortized cost is calculated using a straight line method.

**PARTICIPANT CONCENTRATION DATA - AS OF JANUARY 2024**

Participant Balance	Share of Total Fund	Share of Participant Count	Participant Balance	Share of Total Fund	Share of Participant Count
<b>All Participants</b>	<b>100.0%</b>	<b>100.0%</b>	<b>Colleges &amp; Universities</b>	<b>5.9%</b>	<b>5.1%</b>
Top 10	31.9%	1.3%	Top 10	5.1%	1.3%
\$100 million or more	78.0%	9.6%	\$100 million or more	4.0%	0.5%
\$10 million up to \$100 million	19.6%	20.0%	\$10 million up to \$100 million	1.7%	1.7%
\$1 million up to \$10 million	2.2%	19.6%	\$1 million up to \$10 million	0.2%	1.0%
Under \$1 million	0.3%	50.8%	Under \$1 million	0.01%	1.8%
<b>Counties</b>	<b>32.5%</b>	<b>6.4%</b>	<b>Constitutional Officers</b>	<b>1.8%</b>	<b>6.6%</b>
Top 10	25.9%	1.3%	Top 10	1.0%	1.3%
\$100 million or more	31.4%	2.5%	\$100 million or more	0.5%	0.1%
\$10 million up to \$100 million	1.1%	1.2%	\$10 million up to \$100 million	1.0%	0.9%
\$1 million up to \$10 million	0.1%	1.2%	\$1 million up to \$10 million	0.3%	2.2%
Under \$1 million	0.0%	1.6%	Under \$1 million	0.0%	3.4%
<b>Municipalities</b>	<b>17.5%</b>	<b>27.9%</b>	<b>Special Districts</b>	<b>8.5%</b>	<b>41.6%</b>
Top 10	6.0%	1.3%	Top 10	5.1%	1.3%
\$100 million or more	7.1%	1.7%	\$100 million or more	5.1%	1.3%
\$10 million up to \$100 million	9.7%	9.3%	\$10 million up to \$100 million	2.5%	3.4%
\$1 million up to \$10 million	0.6%	5.6%	\$1 million up to \$10 million	0.7%	7.4%
Under \$1 million	0.1%	11.3%	Under \$1 million	0.2%	29.6%
<b>School Boards</b>	<b>22.9%</b>	<b>9.2%</b>	<b>Other</b>	<b>10.8%</b>	<b>3.2%</b>
Top 10	14.5%	1.3%	Top 10	9.7%	1.3%
\$100 million or more	19.5%	2.5%	\$100 million or more	10.5%	1.0%
\$10 million up to \$100 million	3.3%	3.1%	\$10 million up to \$100 million	0.2%	0.4%
\$1 million up to \$10 million	0.1%	1.3%	\$1 million up to \$10 million	0.1%	0.9%
Under \$1 million	0.0%	2.3%	Under \$1 million	0.0%	0.9%



**Total Fund Value: \$28,622,978,398**



**Total Active Participant Count: 771**

Note: Active accounts include only those participant accounts valued above zero.

## COMPLIANCE WITH INVESTMENT POLICY FOR JANUARY 2024

As investment manager, Federated monitors compliance daily on Florida PRIME to ensure that investment practices comply with the requirements of the Investment Policy Statement (IPS). Federated provides a monthly compliance report to the SBA and is required to notify the Investment Oversight Group (IOG) of compliance exceptions within 24 hours of identification. The IOG will meet as necessary based on the occurrence and resolution of compliance exceptions or upon the occurrence of a material event. Minutes from the IOG meetings are posted to the Florida PRIME website.

In addition to the compliance testing performed by Federated, SBA Risk Management and Compliance conducts daily independent testing on Florida PRIME using a risk-based approach. Under this approach, each IPS parameter is ranked as “High” or “Low” with respect to the level of risk associated with a potential guideline breach. Negative test results are subject to independent verification and review for possible escalation. These rankings, along with the frequency for testing, are reviewed and approved by the IOG on an annual basis or more often if market conditions dictate. Additionally, any parameter reported in “Fail” status on the Federated compliance report, regardless of risk ranking, is also independently verified and escalated accordingly. The results of independent testing are currently reported monthly to the IOG.

Test by Source	Pass/Fail
Securities must be USD denominated	Pass
Unregistered securities must be eligible for sale to Accredited Investors or Qualified Purchasers.	Pass
<u>Ratings requirements</u>	
First Tier Securities	Pass
Long-term securities must have long-term ratings in the three highest categories	Pass
Commercial Paper must have short-term ratings from at least one NRSRO	Pass
Securities in Highest Rating Category (A-1+ or equivalent)	Pass
Repurchase Agreement Counterparties must be rated by S&P	Pass
S&P Weighted Average Life	Pass
<u>Maturity</u>	
Individual Security	Pass
Government floating rate notes/variable rate notes	Pass
Dollar Weighted Average Maturity	Pass
Weighted Average Life	Pass
<u>Issuer Diversification</u>	
First tier issuer (limit does not apply to cash, cash items, U.S. Government securities and repo collateralized by these securities)	Pass
<u>Demand Feature and Guarantor Diversification</u>	
First Tier securities issued by or subject to demand features and guarantees of a non-controlled person	Pass
First Tier securities issued by or subject to demand features and guarantees of a controlled person	Pass

Test by Source	Pass/Fail
<u>Money Market Mutual Funds</u>	
Invested in any one Money Market Mutual Fund	Pass
<u>Repurchase Agreements</u>	
Repurchase Agreement Counterparty Rating	Pass
Term Repurchase Agreements with any single dealer - Counterparty Rating A-1+ (2-5 business days)	Pass
Term Repurchase Agreements with any single dealer - Counterparty Rating A-1 (2-5 business days)	Pass
Term Repurchase Agreements with any single dealer - Counterparty Rating A-1+ (More than 5 business days)	Pass
Term Repurchase Agreements with any single dealer - Counterparty Rating A-1 (More than 5 business days)	Pass
Repurchase Agreements with any single dealer - Counterparty Rating A-1	Pass
<u>Concentration Tests</u>	
Industry Concentration, excluding financial services industry	Pass
Any Single Government Agency	Pass
Illiquid Securities	Pass
Assets invested in securities accessible within 1 business day	Pass
Assets invested in securities accessible within 5 business days	Pass



























# TRADING ACTIVITY FOR JANUARY 2024

Description	Maturity Date	Trade Date	Settle Date	Par or Shares	Principal	Traded Interest	Settlement Amount	Realized Gain(Loss)
GREAT BEAR FUNDING CPABS4	02/07/24	01/11/24	01/11/24	2,000,000	1,991,960	0	1,991,960	0
GREAT BEAR FUNDING CPABS4	02/14/24	01/16/24	01/16/24	50,000,000	49,784,514	0	49,784,514	0
GALC 2024-1 AI	02/18/25	01/23/24	01/31/24	40,000,000	40,000,000	0	40,000,000	0
JUPITER SECURITIZATION CO LLC	10/23/24	01/23/24	01/23/24	50,000,000	50,000,000	0	50,000,000	0
JUPITER SECURITIZATION CO LLC	10/23/24	01/23/24	01/23/24	50,000,000	50,000,000	0	50,000,000	0
JUPITER SECURITIZAT CPABS4	04/08/24	01/16/24	01/16/24	50,000,000	49,380,958	0	49,380,958	0
JUPITER SECURITIZAT CPABS4	04/08/24	01/16/24	01/16/24	50,000,000	49,380,958	0	49,380,958	0
JUPITER SECURITIZAT CPABS4	04/08/24	01/16/24	01/16/24	50,000,000	49,380,958	0	49,380,958	0
JUPITER SECURITIZAT CPABS4	04/08/24	01/16/24	01/16/24	50,000,000	49,380,958	0	49,380,958	0
JUPITER SECURITIZAT CPABS4	04/25/24	01/18/24	01/18/24	50,000,000	49,267,722	0	49,267,722	0
JUPITER SECURITIZAT CPABS4	04/25/24	01/18/24	01/18/24	25,000,000	24,633,861	0	24,633,861	0
JUPITER SECURITIZAT CPABS4	04/26/24	01/19/24	01/19/24	50,000,000	49,267,722	0	49,267,722	0
JUPITER SECURITIZAT CPABS4	04/26/24	01/19/24	01/19/24	10,000,000	9,853,544	0	9,853,544	0
LONGSHIP FUNDING LLC PABS4	01/17/24	01/08/24	01/08/24	50,000,000	49,933,500	0	49,933,500	0
LONGSHIP FUNDING LLC PABS4	01/17/24	01/08/24	01/08/24	16,000,000	15,978,720	0	15,978,720	0
LONGSHIP FUNDING LLC PABS4	01/18/24	01/11/24	01/11/24	50,000,000	49,948,278	0	49,948,278	0
LONGSHIP FUNDING LLC PABS4	01/18/24	01/11/24	01/11/24	50,000,000	49,948,278	0	49,948,278	0
LONGSHIP FUNDING LLC PABS4	01/19/24	01/12/24	01/12/24	50,000,000	49,948,278	0	49,948,278	0
LONGSHIP FUNDING LLC PABS4	01/19/24	01/12/24	01/12/24	50,000,000	49,948,278	0	49,948,278	0
LONGSHIP FUNDING LLC PABS4	02/01/24	01/25/24	01/25/24	50,000,000	49,948,278	0	49,948,278	0
LONGSHIP FUNDING LLC PABS4	02/01/24	01/25/24	01/25/24	50,000,000	49,948,278	0	49,948,278	0
LONGSHIP FUNDING LLC PABS4	02/01/24	01/25/24	01/25/24	50,000,000	49,948,278	0	49,948,278	0
LONGSHIP FUNDING LLC PABS4	02/01/24	01/25/24	01/25/24	25,000,000	24,974,139	0	24,974,139	0
LONGSHIP FUNDING LLC PABS4	02/06/24	01/29/24	01/29/24	50,000,000	49,940,889	0	49,940,889	0
LONGSHIP FUNDING LLC PABS4	02/06/24	01/29/24	01/29/24	30,000,000	29,964,533	0	29,964,533	0
LONGSHIP FUNDING LLC PABS4	02/08/24	01/26/24	01/26/24	50,000,000	49,903,944	0	49,903,944	0
LONGSHIP FUNDING LLC PABS4	02/08/24	01/26/24	01/26/24	25,000,000	24,951,972	0	24,951,972	0
MANHATTAN ASSET FUNCPABS4	04/04/24	01/05/24	01/05/24	40,000,000	39,460,000	0	39,460,000	0
MATCHPOINT FINANCE CPABS4	04/02/24	01/03/24	01/03/24	45,000,000	44,393,625	0	44,393,625	0
NATIONAL BANK OF CANADA	01/16/25	01/18/24	01/18/24	50,000,000	50,000,000	0	50,000,000	0
NATIONAL BANK OF CANADA	01/16/25	01/18/24	01/18/24	50,000,000	50,000,000	0	50,000,000	0
NATIONAL BANK OF CANADA	01/16/25	01/18/24	01/18/24	50,000,000	50,000,000	0	50,000,000	0
NATIONAL BANK OF CANADA	01/16/25	01/18/24	01/18/24	50,000,000	50,000,000	0	50,000,000	0
NATIONAL BANK OF CANADA	01/17/25	01/19/24	01/19/24	50,000,000	50,000,000	0	50,000,000	0
NATIONAL BANK OF CANADA	01/17/25	01/19/24	01/19/24	50,000,000	50,000,000	0	50,000,000	0
NATIONWIDE BUILDINGCP4-2	01/26/24	01/18/24	01/18/24	35,000,000	34,958,622	0	34,958,622	0
NATIONWIDE BUILDINGCP4-2	01/30/24	01/22/24	01/22/24	50,000,000	49,941,000	0	49,941,000	0
NATIONWIDE BUILDINGCP4-2	01/30/24	01/22/24	01/22/24	50,000,000	49,941,000	0	49,941,000	0
OLD LINE FUNDING LLC	08/20/24	01/08/24	01/09/24	50,000,000	50,000,000	0	50,000,000	0
OLD LINE FUNDING LLC	08/23/24	01/09/24	01/10/24	50,000,000	50,000,000	0	50,000,000	0
OLD LINE FUNDING LLC	08/23/24	01/09/24	01/10/24	50,000,000	50,000,000	0	50,000,000	0
OLD LINE FUNDING LLC	10/28/24	01/23/24	01/23/24	50,000,000	50,000,000	0	50,000,000	0
OLD LINE FUNDING LLC	10/28/24	01/23/24	01/23/24	25,000,000	25,000,000	0	25,000,000	0
PODIUM FUNDING TRUSCPABS3	03/06/24	01/03/24	01/03/24	20,000,000	19,811,350	0	19,811,350	0
PODIUM FUNDING TRUSCPABS3	03/08/24	01/03/24	01/03/24	50,000,000	49,513,403	0	49,513,403	0
RIDGEFIELD FUNDING CPABS4	02/06/24	01/11/24	01/11/24	45,000,000	44,825,800	0	44,825,800	0
STARBUCK FUNDING COCPABS4	02/01/24	01/31/24	01/31/24	50,000,000	49,992,625	0	49,992,625	0
STARBUCK FUNDING COCPABS4	02/01/24	01/31/24	01/31/24	50,000,000	49,992,625	0	49,992,625	0
STARBUCK FUNDING COCPABS4	02/01/24	01/31/24	01/31/24	25,000,000	24,996,313	0	24,996,313	0
SUMITOMO MITSUI TRUCP4-2	04/08/24	01/08/24	01/08/24	50,000,000	49,320,028	0	49,320,028	0
SUMITOMO MITSUI TRUCP4-2	04/08/24	01/08/24	01/08/24	50,000,000	49,320,028	0	49,320,028	0
SUMITOMO MITSUI TRUCDYAN	04/18/24	01/04/24	01/05/24	50,000,000	50,000,000	0	50,000,000	0
SUMITOMO MITSUI TRUCDYAN	04/18/24	01/04/24	01/05/24	50,000,000	50,000,000	0	50,000,000	0
SUMITOMO MITSUI TRUCDYAN	04/18/24	01/04/24	01/05/24	50,000,000	50,000,000	0	50,000,000	0
SUMITOMO MITSUI TRUCDYAN	04/18/24	01/04/24	01/05/24	40,000,000	40,000,000	0	40,000,000	0
SUMITOMO MITSUI TRUCDYAN	04/05/24	01/05/24	01/08/24	50,000,000	50,000,000	0	50,000,000	0
SUMITOMO MITSUI TRUCDYAN	04/05/24	01/05/24	01/08/24	50,000,000	50,000,000	0	50,000,000	0
SUMITOMO MITSUI TRUCDYAN	04/05/24	01/05/24	01/08/24	50,000,000	50,000,000	0	50,000,000	0
SUMITOMO MITSUI TRUCDYAN	04/05/24	01/05/24	01/08/24	5,000,000	5,000,000	0	5,000,000	0
SUMITOMO MITSUI TRUCDYAN	04/05/24	01/05/24	01/08/24	50,000,000	50,000,000	0	50,000,000	0
SUMITOMO MITSUI TRUCDYAN	01/16/24	01/08/24	01/08/24	50,000,000	50,000,000	0	50,000,000	0
THUNDER BAY FUNDING LLC	10/17/24	01/17/24	01/18/24	50,000,000	50,000,000	0	50,000,000	0
TORONTO-DOMINION BANK/NY	01/16/25	01/16/24	01/16/24	50,000,000	50,000,000	0	50,000,000	0
TORONTO-DOMINION BANK/NY	01/16/25	01/16/24	01/16/24	50,000,000	50,000,000	0	50,000,000	0
TORONTO-DOMINION BANK/NY	01/16/25	01/16/24	01/16/24	50,000,000	50,000,000	0	50,000,000	0
TORONTO-DOMINION BANK/NY	01/16/25	01/16/24	01/16/24	50,000,000	50,000,000	0	50,000,000	0
TORONTO-DOMINION BANK/NY	01/16/25	01/16/24	01/16/24	35,000,000	35,000,000	0	35,000,000	0
TOTALENERGIES CAPITCP4-2	02/23/24	01/24/24	01/24/24	50,000,000	49,777,500	0	49,777,500	0
TOYOTA CREDIT DE PUCP	07/17/24	01/08/24	01/09/24	50,000,000	48,585,556	0	48,585,556	0
TOYOTA CREDIT DE PUCP	07/17/24	01/08/24	01/09/24	5,000,000	4,858,556	0	4,858,556	0
UNITEDHEALTH GROUPCP4-2	01/22/24	01/19/24	01/19/24	50,000,000	49,977,875	0	49,977,875	0
UNITEDHEALTH GROUPCP4-2	01/22/24	01/19/24	01/19/24	50,000,000	49,977,875	0	49,977,875	0
UNITEDHEALTH GROUPCP4-2	01/25/24	01/18/24	01/18/24	50,000,000	49,948,278	0	49,948,278	0
UNITEDHEALTH GROUPCP4-2	01/25/24	01/18/24	01/18/24	50,000,000	49,948,278	0	49,948,278	0
UNITEDHEALTH GROUPCP4-2	01/25/24	01/18/24	01/18/24	50,000,000	49,948,278	0	49,948,278	0
UNITEDHEALTH GROUPCP4-2	01/25/24	01/18/24	01/18/24	50,000,000	49,948,278	0	49,948,278	0
UNITEDHEALTH GROUPCP4-2	01/26/24	01/25/24	01/25/24	50,000,000	49,992,625	0	49,992,625	0
UNITEDHEALTH GROUPCP4-2	01/26/24	01/25/24	01/25/24	50,000,000	49,992,625	0	49,992,625	0
UNITEDHEALTH GROUPCP4-2	01/26/24	01/25/24	01/25/24	50,000,000	49,992,625	0	49,992,625	0



# TRADING ACTIVITY FOR JANUARY 2024

Description	Maturity Date	Trade Date	Settle Date	Par or Shares	Principal	Traded Interest	Settlement Amount	Realized Gain(Loss)
UNITEDHEALTH GROUJPC4-2	01/26/24	01/25/24	01/25/24	50,000,000	49,992,625	0	49,992,625	0
UNITEDHEALTH GROUJPC4-2	01/29/24	01/22/24	01/22/24	50,000,000	49,948,278	0	49,948,278	0
UNITEDHEALTH GROUJPC4-2	01/29/24	01/22/24	01/22/24	50,000,000	49,948,278	0	49,948,278	0
UNITEDHEALTH GROUJPC4-2	01/30/24	01/29/24	01/29/24	50,000,000	49,992,625	0	49,992,625	0
UNITEDHEALTH GROUJPC4-2	01/30/24	01/29/24	01/29/24	50,000,000	49,992,625	0	49,992,625	0
UNITEDHEALTH GROUJPC4-2	01/31/24	01/26/24	01/26/24	50,000,000	49,963,056	0	49,963,056	0
UNITEDHEALTH GROUJPC4-2	01/31/24	01/26/24	01/26/24	50,000,000	49,963,056	0	49,963,056	0
UNITEDHEALTH GROUJPC4-2	01/31/24	01/26/24	01/26/24	10,000,000	9,992,611	0	9,992,611	0
UNITEDHEALTH GROUJPC4-2	01/31/24	01/30/24	01/30/24	50,000,000	49,992,625	0	49,992,625	0
UNITEDHEALTH GROUJPC4-2	01/31/24	01/30/24	01/30/24	50,000,000	49,992,625	0	49,992,625	0
UNITEDHEALTH GROUJPC4-2	01/31/24	01/30/24	01/30/24	30,000,000	29,995,575	0	29,995,575	0
UNITEDHEALTH GROUJPC4-2	02/01/24	01/31/24	01/31/24	50,000,000	49,992,625	0	49,992,625	0
UNITEDHEALTH GROUJPC4-2	02/01/24	01/31/24	01/31/24	50,000,000	49,992,625	0	49,992,625	0
UNITEDHEALTH GROUJPC4-2	02/01/24	01/31/24	01/31/24	50,000,000	49,992,625	0	49,992,625	0
UNITEDHEALTH GROUJPC4-2	02/01/24	01/31/24	01/31/24	50,000,000	49,992,625	0	49,992,625	0
VICTORY RECEIVABLESCPAB54	03/28/24	01/25/24	01/26/24	50,000,000	49,539,306	0	49,539,306	0
VICTORY RECEIVABLESCPAB54	03/28/24	01/25/24	01/26/24	50,000,000	49,539,306	0	49,539,306	0
DREYFUS GOVT CASH MGMT FUND	02/01/27	01/02/24	01/02/24	162,572,548	162,572,548	0	162,572,548	0
DREYFUS GOVT CASH MGMT FUND	02/01/27	01/05/24	01/05/24	4,530,265	4,530,265	0	4,530,265	0
DREYFUS GOVT CASH MGMT FUND	02/01/27	01/09/24	01/09/24	3,226,571	3,226,571	0	3,226,571	0
DREYFUS GOVT CASH MGMT FUND	02/01/27	01/12/24	01/12/24	3,946,566	3,946,566	0	3,946,566	0
DREYFUS GOVT CASH MGMT FUND	02/01/27	01/17/24	01/17/24	9,371,929	9,371,929	0	9,371,929	0
DREYFUS GOVT CASH MGMT FUND	02/01/27	01/19/24	01/19/24	3,685,045	3,685,045	0	3,685,045	0
DREYFUS GOVT CASH MGMT FUND	02/01/27	01/23/24	01/23/24	1,900,395	1,900,395	0	1,900,395	0
DREYFUS GOVT CASH MGMT FUND	02/01/27	01/29/24	01/29/24	16,687,582	16,687,582	0	16,687,582	0
DREYFUS GOVT CASH MGMT FUND	02/01/27	01/31/24	01/31/24	6,104,899	6,104,899	0	6,104,899	0
MIZUHO TRIPARTY	01/04/24	01/03/24	01/03/24	150,000,000	150,000,000	0	150,000,000	0
HSBC TRIPARTY	01/04/24	01/03/24	01/03/24	100,000,000	100,000,000	0	100,000,000	0
BANK OF AMERICA TRIPARTY	01/04/24	01/03/24	01/03/24	777,000,000	777,000,000	0	777,000,000	0
MIZUHO TRIPARTY	01/05/24	01/04/24	01/04/24	150,000,000	150,000,000	0	150,000,000	0
HSBC TRIPARTY	01/05/24	01/04/24	01/04/24	100,000,000	100,000,000	0	100,000,000	0
BANK OF AMERICA TRIPARTY	01/05/24	01/04/24	01/04/24	550,000,000	550,000,000	0	550,000,000	0
MIZUHO TRIPARTY	01/08/24	01/05/24	01/05/24	150,000,000	150,000,000	0	150,000,000	0
HSBC TRIPARTY	01/08/24	01/05/24	01/05/24	100,000,000	100,000,000	0	100,000,000	0
BANK OF AMERICA TRIPARTY	01/08/24	01/05/24	01/05/24	482,000,000	482,000,000	0	482,000,000	0
MIZUHO TRIPARTY	01/09/24	01/08/24	01/08/24	150,000,000	150,000,000	0	150,000,000	0
HSBC TRIPARTY	01/09/24	01/08/24	01/08/24	100,000,000	100,000,000	0	100,000,000	0
BANK OF AMERICA TRIPARTY	01/09/24	01/08/24	01/08/24	250,000,000	250,000,000	0	250,000,000	0
MIZUHO TRIPARTY	01/10/24	01/09/24	01/09/24	150,000,000	150,000,000	0	150,000,000	0
HSBC TRIPARTY	01/10/24	01/09/24	01/09/24	100,000,000	100,000,000	0	100,000,000	0
BANK OF AMERICA TRIPARTY	01/10/24	01/09/24	01/09/24	563,000,000	563,000,000	0	563,000,000	0
MIZUHO TRIPARTY	01/11/24	01/10/24	01/10/24	150,000,000	150,000,000	0	150,000,000	0
HSBC TRIPARTY	01/11/24	01/10/24	01/10/24	100,000,000	100,000,000	0	100,000,000	0
BANK OF AMERICA TRIPARTY	01/11/24	01/10/24	01/10/24	739,000,000	739,000,000	0	739,000,000	0
MIZUHO TRIPARTY	01/12/24	01/11/24	01/11/24	150,000,000	150,000,000	0	150,000,000	0
HSBC TRIPARTY	01/12/24	01/11/24	01/11/24	100,000,000	100,000,000	0	100,000,000	0
BANK OF AMERICA TRIPARTY	01/12/24	01/11/24	01/11/24	634,000,000	634,000,000	0	634,000,000	0
MIZUHO TRIPARTY	01/16/24	01/12/24	01/12/24	150,000,000	150,000,000	0	150,000,000	0
HSBC TRIPARTY	01/16/24	01/12/24	01/12/24	100,000,000	100,000,000	0	100,000,000	0
BANK OF AMERICA TRIPARTY	01/16/24	01/12/24	01/12/24	410,000,000	410,000,000	0	410,000,000	0
MIZUHO TRIPARTY	01/17/24	01/16/24	01/16/24	150,000,000	150,000,000	0	150,000,000	0
HSBC TRIPARTY	01/17/24	01/16/24	01/16/24	100,000,000	100,000,000	0	100,000,000	0
BANK OF AMERICA TRIPARTY	01/17/24	01/16/24	01/16/24	200,000,000	200,000,000	0	200,000,000	0
MIZUHO TRIPARTY	01/18/24	01/17/24	01/17/24	150,000,000	150,000,000	0	150,000,000	0
HSBC TRIPARTY	01/18/24	01/17/24	01/17/24	100,000,000	100,000,000	0	100,000,000	0
BANK OF AMERICA TRIPARTY	01/18/24	01/17/24	01/17/24	477,000,000	477,000,000	0	477,000,000	0
MIZUHO TRIPARTY	01/19/24	01/18/24	01/18/24	150,000,000	150,000,000	0	150,000,000	0
HSBC TRIPARTY	01/19/24	01/18/24	01/18/24	100,000,000	100,000,000	0	100,000,000	0
BANK OF AMERICA TRIPARTY	01/19/24	01/18/24	01/18/24	266,000,000	266,000,000	0	266,000,000	0
MIZUHO TRIPARTY	01/22/24	01/19/24	01/19/24	150,000,000	150,000,000	0	150,000,000	0
HSBC TRIPARTY	01/22/24	01/19/24	01/19/24	100,000,000	100,000,000	0	100,000,000	0
BANK OF AMERICA TRIPARTY	01/22/24	01/19/24	01/19/24	630,000,000	630,000,000	0	630,000,000	0
MIZUHO TRIPARTY	01/23/24	01/22/24	01/22/24	150,000,000	150,000,000	0	150,000,000	0
HSBC TRIPARTY	01/23/24	01/22/24	01/22/24	100,000,000	100,000,000	0	100,000,000	0
BANK OF AMERICA TRIPARTY	01/23/24	01/22/24	01/22/24	566,000,000	566,000,000	0	566,000,000	0
MIZUHO TRIPARTY	01/24/24	01/23/24	01/23/24	150,000,000	150,000,000	0	150,000,000	0
HSBC TRIPARTY	01/24/24	01/23/24	01/23/24	100,000,000	100,000,000	0	100,000,000	0
BANK OF AMERICA TRIPARTY	01/24/24	01/23/24	01/23/24	652,000,000	652,000,000	0	652,000,000	0
MIZUHO TRIPARTY	01/25/24	01/24/24	01/24/24	150,000,000	150,000,000	0	150,000,000	0
HSBC TRIPARTY	01/25/24	01/24/24	01/24/24	100,000,000	100,000,000	0	100,000,000	0
BANK OF AMERICA TRIPARTY	01/25/24	01/24/24	01/24/24	437,000,000	437,000,000	0	437,000,000	0
MIZUHO TRIPARTY	01/26/24	01/25/24	01/25/24	150,000,000	150,000,000	0	150,000,000	0
HSBC TRIPARTY	01/26/24	01/25/24	01/25/24	100,000,000	100,000,000	0	100,000,000	0
BANK OF AMERICA TRIPARTY	01/26/24	01/25/24	01/25/24	787,000,000	787,000,000	0	787,000,000	0
MIZUHO TRIPARTY	01/29/24	01/26/24	01/26/24	150,000,000	150,000,000	0	150,000,000	0
HSBC TRIPARTY	01/29/24	01/26/24	01/26/24	100,000,000	100,000,000	0	100,000,000	0
BANK OF AMERICA TRIPARTY	01/29/24	01/26/24	01/26/24	845,000,000	845,000,000	0	845,000,000	0
MIZUHO TRIPARTY	01/30/24	01/29/24	01/29/24	150,000,000	150,000,000	0	150,000,000	0
HSBC TRIPARTY	01/30/24	01/29/24	01/29/24	100,000,000	100,000,000	0	100,000,000	0
BANK OF AMERICA TRIPARTY	01/30/24	01/29/24	01/29/24	743,000,000	743,000,000	0	743,000,000	0
MIZUHO TRIPARTY	01/31/24	01/30/24	01/30/24	150,000,000	150,000,000	0	150,000,000	0

## TRADING ACTIVITY FOR JANUARY 2024

Description	Maturity Date	Trade Date	Settle Date	Par or Shares	Principal	Traded Interest	Settlement Amount	Realized Gain(Loss)
HSBC TRIPARTY	01/31/24	01/30/24	01/30/24	100,000,000	100,000,000	0	100,000,000	0
BANK OF AMERICA TRIPARTY	01/31/24	01/30/24	01/30/24	184,000,000	184,000,000	0	184,000,000	0
MIZUHO TRIPARTY	02/01/24	01/31/24	01/31/24	150,000,000	150,000,000	0	150,000,000	0
HSBC TRIPARTY	02/01/24	01/31/24	01/31/24	100,000,000	100,000,000	0	100,000,000	0
BANK OF AMERICA TRIPARTY	02/01/24	01/31/24	01/31/24	594,000,000	594,000,000	0	594,000,000	0
Total Buys				54,831,244,802	54,803,045,182	0	54,803,045,182	0
Cash Closes								
COLLATERALIZED COMMERCIAL PAPER FLEX CO LLC	04/03/24	01/04/24	01/04/24	135,000,000	135,000,000	43,575	135,043,575	0
COLLATERALIZED COMMERCIAL PAPER FLEX CO LLC	04/15/24	01/18/24	01/18/24	25,000,000	25,000,000	63,861	25,063,861	0
FIORE CAPITAL LLC	08/01/45	01/26/24	01/26/24	275,000	275,000	980	275,980	0
OLD LINE FUNDING LLC	02/21/24	01/09/24	01/09/24	50,000,000	50,000,000	153,472	50,153,472	0
OLD LINE FUNDING LLC	02/22/24	01/10/24	01/10/24	100,000,000	100,000,000	306,944	100,306,944	0
OLD LINE FUNDING LLC	03/05/24	01/23/24	01/23/24	75,000,000	75,000,000	216,979	75,216,979	0
TAMMI R SITZ IRREVOCABLE LIFE INSURANCE TRUST/THE	11/01/46	01/31/24	01/31/24	5,950,000	5,950,000	25,694	5,975,694	0
THUNDER BAY FUNDING LLC	03/01/24	01/18/24	01/18/24	50,000,000	50,000,000	124,472	50,124,472	0
THUNDER BAY FUNDING LLC	02/07/24	01/05/24	01/05/24	75,000,000	75,000,000	349,500	75,349,500	0
Total Cash Closes				516,225,000	516,225,000	1,285,478	517,510,478	0
Deposits								
MIZUHO BANK, LTD., CANADA BRANCH	01/08/24	01/05/24	01/05/24	840,000,000	840,000,000	0	840,000,000	0
MIZUHO BANK, LTD., CANADA BRANCH	01/09/24	01/08/24	01/08/24	850,000,000	850,000,000	0	850,000,000	0
MIZUHO BANK, LTD., CANADA BRANCH	01/10/24	01/09/24	01/09/24	850,000,000	850,000,000	0	850,000,000	0
AUSTRALIA AND NEW ZEALAND BANKING GROUP LTD.	01/17/24	01/10/24	01/10/24	1,400,000,000	1,400,000,000	0	1,400,000,000	0
ABN AMRO BANK N.V.	01/17/24	01/10/24	01/10/24	1,300,000,000	1,300,000,000	0	1,300,000,000	0
RABOBANK NEW YORK	01/17/24	01/10/24	01/10/24	700,000,000	700,000,000	0	700,000,000	0
MIZUHO BANK, LTD., CANADA BRANCH	01/11/24	01/10/24	01/10/24	850,000,000	850,000,000	0	850,000,000	0
RABOBANK NEW YORK	01/18/24	01/11/24	01/11/24	700,000,000	700,000,000	0	700,000,000	0
MIZUHO BANK, LTD., CANADA BRANCH	01/12/24	01/11/24	01/11/24	850,000,000	850,000,000	0	850,000,000	0
DNB BANK ASA NEW YORK	01/16/24	01/12/24	01/12/24	300,000,000	300,000,000	0	300,000,000	0
MIZUHO BANK, LTD., CANADA BRANCH	01/16/24	01/12/24	01/12/24	860,000,000	860,000,000	0	860,000,000	0
MIZUHO BANK, LTD., CANADA BRANCH	01/17/24	01/16/24	01/16/24	850,000,000	850,000,000	0	850,000,000	0
RABOBANK NEW YORK	01/24/24	01/17/24	01/17/24	700,000,000	700,000,000	0	700,000,000	0
AUSTRALIA AND NEW ZEALAND BANKING GROUP LTD.	01/24/24	01/17/24	01/17/24	1,400,000,000	1,400,000,000	0	1,400,000,000	0
ABN AMRO BANK N.V.	01/24/24	01/17/24	01/17/24	1,400,000,000	1,400,000,000	0	1,400,000,000	0
MIZUHO BANK, LTD., CANADA BRANCH	01/18/24	01/17/24	01/17/24	850,000,000	850,000,000	0	850,000,000	0
RABOBANK NEW YORK	01/25/24	01/18/24	01/18/24	725,000,000	725,000,000	0	725,000,000	0
MIZUHO BANK, LTD., CANADA BRANCH	01/19/24	01/18/24	01/18/24	850,000,000	850,000,000	0	850,000,000	0
MIZUHO BANK, LTD., CANADA BRANCH	01/22/24	01/19/24	01/19/24	760,000,000	760,000,000	0	760,000,000	0
MIZUHO BANK, LTD. NEW YORK BRANCH	01/22/24	01/19/24	01/19/24	90,000,000	90,000,000	0	90,000,000	0
MIZUHO BANK, LTD., CANADA BRANCH	01/23/24	01/22/24	01/22/24	650,000,000	650,000,000	0	650,000,000	0
MIZUHO BANK, LTD. NEW YORK BRANCH	01/23/24	01/22/24	01/22/24	150,000,000	150,000,000	0	150,000,000	0
MIZUHO BANK, LTD., CANADA BRANCH	01/24/24	01/23/24	01/23/24	650,000,000	650,000,000	0	650,000,000	0
MIZUHO BANK, LTD. NEW YORK BRANCH	01/24/24	01/23/24	01/23/24	200,000,000	200,000,000	0	200,000,000	0
ABN AMRO BANK N.V.	01/31/24	01/24/24	01/24/24	1,400,000,000	1,400,000,000	0	1,400,000,000	0
AUSTRALIA AND NEW ZEALAND BANKING GROUP LTD.	01/31/24	01/24/24	01/24/24	1,400,000,000	1,400,000,000	0	1,400,000,000	0
RABOBANK NEW YORK	01/31/24	01/24/24	01/24/24	700,000,000	700,000,000	0	700,000,000	0
MIZUHO BANK, LTD., CANADA BRANCH	01/25/24	01/24/24	01/24/24	850,000,000	850,000,000	0	850,000,000	0
RABOBANK NEW YORK	02/01/24	01/25/24	01/25/24	700,000,000	700,000,000	0	700,000,000	0
MIZUHO BANK, LTD., CANADA BRANCH	01/26/24	01/25/24	01/25/24	870,000,000	870,000,000	0	870,000,000	0
MIZUHO BANK, LTD., CANADA BRANCH	01/29/24	01/26/24	01/26/24	850,000,000	850,000,000	0	850,000,000	0
MIZUHO BANK, LTD., CANADA BRANCH	01/30/24	01/29/24	01/29/24	850,000,000	850,000,000	0	850,000,000	0
DNB BANK ASA NEW YORK	01/31/24	01/30/24	01/30/24	250,000,000	250,000,000	0	250,000,000	0
MIZUHO BANK, LTD., CANADA BRANCH	01/31/24	01/30/24	01/30/24	415,000,000	415,000,000	0	415,000,000	0
MIZUHO BANK, LTD. NEW YORK BRANCH	01/31/24	01/30/24	01/30/24	455,000,000	455,000,000	0	455,000,000	0
AUSTRALIA AND NEW ZEALAND BANKING GROUP LTD.	02/07/24	01/31/24	01/31/24	1,400,000,000	1,400,000,000	0	1,400,000,000	0
RABOBANK NEW YORK	02/07/24	01/31/24	01/31/24	700,000,000	700,000,000	0	700,000,000	0
ABN AMRO BANK N.V.	02/07/24	01/31/24	01/31/24	1,400,000,000	1,400,000,000	0	1,400,000,000	0
DNB BANK ASA NEW YORK	02/01/24	01/31/24	01/31/24	1,000,000,000	1,000,000,000	0	1,000,000,000	0
MIZUHO BANK, LTD., CANADA BRANCH	02/01/24	01/31/24	01/31/24	415,000,000	415,000,000	0	415,000,000	0
MIZUHO BANK, LTD. NEW YORK BRANCH	02/01/24	01/31/24	01/31/24	440,000,000	440,000,000	0	440,000,000	0
AUSTRALIA AND NEW ZEALAND BANKING GROUP LTD.	01/10/24	01/03/24	01/03/24	1,375,000,000	1,375,000,000	0	1,375,000,000	0
RABOBANK NEW YORK	01/10/24	01/03/24	01/03/24	700,000,000	700,000,000	0	700,000,000	0
ABN AMRO BANK N.V.	01/10/24	01/03/24	01/03/24	1,200,000,000	1,200,000,000	0	1,200,000,000	0
MIZUHO BANK, LTD., CANADA BRANCH	01/04/24	01/03/24	01/03/24	830,000,000	830,000,000	0	830,000,000	0
RABOBANK NEW YORK	01/11/24	01/04/24	01/04/24	700,000,000	700,000,000	0	700,000,000	0
MIZUHO BANK, LTD., CANADA BRANCH	01/05/24	01/04/24	01/04/24	840,000,000	840,000,000	0	840,000,000	0
Total Deposits				38,515,000,000	38,515,000,000	0	38,515,000,000	0
Maturities								
ANGLESEA FUNDING LLC/PABS4	01/03/24	01/03/24	01/03/24	325,000,000	325,000,000	0	325,000,000	0
ANGLESEA FUNDING LLC/PABS4	01/05/24	01/05/24	01/05/24	200,000,000	200,000,000	0	200,000,000	0
ANGLESEA FUNDING LLC/PABS4	01/08/24	01/08/24	01/08/24	400,000,000	400,000,000	0	400,000,000	0
ANGLESEA FUNDING LLC/PABS4	01/09/24	01/09/24	01/09/24	700,000,000	700,000,000	0	700,000,000	0
ANGLESEA FUNDING LLC/PABS4	01/10/24	01/10/24	01/10/24	160,000,000	160,000,000	0	160,000,000	0
ANGLESEA FUNDING LLC/PABS4	01/11/24	01/11/24	01/11/24	160,000,000	160,000,000	0	160,000,000	0
ANGLESEA FUNDING LLC/PABS4	01/12/24	01/12/24	01/12/24	160,000,000	160,000,000	0	160,000,000	0
ANGLESEA FUNDING LLC/PABS4	01/16/24	01/16/24	01/16/24	455,000,000	455,000,000	0	455,000,000	0
ANGLESEA FUNDING LLC/PABS4	01/17/24	01/17/24	01/17/24	200,000,000	200,000,000	0	200,000,000	0
ANGLESEA FUNDING LLC/PABS4	01/18/24	01/18/24	01/18/24	150,000,000	150,000,000	0	150,000,000	0
ANGLESEA FUNDING LLC/PABS4	01/19/24	01/19/24	01/19/24	200,000,000	200,000,000	0	200,000,000	0
ANGLESEA FUNDING LLC/PABS4	01/22/24	01/22/24	01/22/24	100,000,000	100,000,000	0	100,000,000	0
ANGLESEA FUNDING LLC/PABS4	01/23/24	01/23/24	01/23/24	450,000,000	450,000,000	0	450,000,000	0
ANGLESEA FUNDING LLC/PABS4	01/24/24	01/24/24	01/24/24	170,000,000	170,000,000	0	170,000,000	0

# TRADING ACTIVITY FOR JANUARY 2024

Description	Maturity Date	Trade Date	Settle Date	Par or Shares	Principal	Traded Interest	Settlement Amount	Realized Gain(Loss)
ANGLESEA FUNDING LLC PABS4	01/25/24	01/25/24	01/25/24	170,000,000	170,000,000	0	170,000,000	0
ANGLESEA FUNDING LLC PABS4	01/26/24	01/26/24	01/26/24	175,000,000	175,000,000	0	175,000,000	0
ANGLESEA FUNDING LLC PABS4	01/29/24	01/29/24	01/29/24	200,000,000	200,000,000	0	200,000,000	0
ANGLESEA FUNDING LLC PABS4	01/30/24	01/30/24	01/30/24	200,000,000	200,000,000	0	200,000,000	0
ANGLESEA FUNDING LLC PABS4	01/31/24	01/31/24	01/31/24	200,000,000	200,000,000	0	200,000,000	0
ANTALIS S.A, CPABS4CPABS4	01/12/24	01/12/24	01/12/24	100,000,000	100,000,000	0	100,000,000	0
BMW US CAPITAL LLC CP4-2	01/11/24	01/11/24	01/11/24	100,000,000	100,000,000	0	100,000,000	0
BPC SA CP4-2CP4-2	01/31/24	01/31/24	01/31/24	50,000,000	50,000,000	0	50,000,000	0
BANK OF MONTREAL/CHICAGO IL	01/05/24	01/05/24	01/05/24	105,000,000	105,000,000	0	105,000,000	0
BANK OF MONTREAL CDCDYAN	01/08/24	01/08/24	01/08/24	75,000,000	75,000,000	0	75,000,000	0
BANK OF MONTREAL CPCP4-2	01/10/24	01/10/24	01/10/24	50,000,000	50,000,000	0	50,000,000	0
BANK OF MONTREAL	01/19/24	01/19/24	01/19/24	115,000,000	115,000,000	0	115,000,000	0
BANK OF MONTREAL	01/05/24	01/05/24	01/05/24	50,000,000	50,000,000	0	50,000,000	0
BANK OF NOVA SCOTIA/THE	01/08/24	01/08/24	01/08/24	65,000,000	65,000,000	0	65,000,000	0
BANK OF NOVA SCOTIA/THE	01/23/24	01/23/24	01/23/24	155,000,000	155,000,000	0	155,000,000	0
BARTON CAPITAL S.A, CPABS4	01/16/24	01/16/24	01/16/24	114,777,000	114,777,000	0	114,777,000	0
BARTON CAPITAL S.A, CPABS4	01/26/24	01/26/24	01/26/24	50,000,000	50,000,000	0	50,000,000	0
BNG BANK N.V, CP4-2CP4-2	01/11/24	01/11/24	01/11/24	25,000,000	25,000,000	0	25,000,000	0
CANADIAN IMPERIAL BCDYAN	01/16/24	01/16/24	01/16/24	150,000,000	150,000,000	0	150,000,000	0
CANADIAN IMPERIAL BCDYAN	01/24/24	01/24/24	01/24/24	104,000,000	104,000,000	0	104,000,000	0
CANADIAN IMPERIAL BANK OF COMMERCE/NEW YORK NY	01/18/24	01/18/24	01/18/24	115,000,000	115,000,000	0	115,000,000	0
CANADIAN IMPERIAL BCP4-2	01/22/24	01/22/24	01/22/24	125,000,000	125,000,000	0	125,000,000	0
CHARIOT FUNDING LLC CPABS4	01/03/24	01/03/24	01/03/24	100,000,000	100,000,000	0	100,000,000	0
CHARIOT FUNDING LLC CPABS4	01/05/24	01/05/24	01/05/24	49,000,000	49,000,000	0	49,000,000	0
CHARIOT FUNDING LLC CPABS4	01/12/24	01/12/24	01/12/24	100,000,000	100,000,000	0	100,000,000	0
CHESHAM FINANCE LLC CPABS4	01/02/24	01/02/24	01/02/24	151,000,000	151,000,000	0	151,000,000	0
CIESCO, LLC, CPABS4-CPABS4	01/25/24	01/25/24	01/25/24	6,219,000	6,219,000	0	6,219,000	0
CREDIT AGRICOLE CORCDYAN	01/03/24	01/03/24	01/03/24	350,000,000	350,000,000	0	350,000,000	0
CREDIT AGRICOLE CORCDYAN	01/03/24	01/03/24	01/03/24	50,000,000	50,000,000	0	50,000,000	0
CREDIT AGRICOLE CORCDYAN	01/10/24	01/10/24	01/10/24	300,000,000	300,000,000	0	300,000,000	0
CREDIT AGRICOLE CORCDYAN	01/12/24	01/12/24	01/12/24	400,000,000	400,000,000	0	400,000,000	0
CREDIT AGRICOLE CORCDYAN	01/16/24	01/16/24	01/16/24	300,000,000	300,000,000	0	300,000,000	0
CREDIT AGRICOLE CORCDYAN	01/17/24	01/17/24	01/17/24	325,000,000	325,000,000	0	325,000,000	0
CREDIT AGRICOLE CORCDYAN	01/19/24	01/19/24	01/19/24	400,000,000	400,000,000	0	400,000,000	0
CREDIT AGRICOLE CORCDYAN	01/23/24	01/23/24	01/23/24	410,000,000	410,000,000	0	410,000,000	0
CREDIT AGRICOLE CORCDYAN	01/24/24	01/24/24	01/24/24	250,000,000	250,000,000	0	250,000,000	0
CREDIT AGRICOLE CORCDYAN	01/26/24	01/26/24	01/26/24	300,000,000	300,000,000	0	300,000,000	0
CREDIT AGRICOLE CORCDYAN	01/30/24	01/30/24	01/30/24	500,000,000	500,000,000	0	500,000,000	0
CREDIT AGRICOLE CORCDYAN	01/31/24	01/31/24	01/31/24	300,000,000	300,000,000	0	300,000,000	0
CREDIT INDUSTRIEL ET COMMERCIAL/NEW YORK	01/04/24	01/04/24	01/04/24	1,300,000,000	1,300,000,000	0	1,300,000,000	0
CREDIT INDUSTRIEL ECP4-2	01/05/24	01/05/24	01/05/24	1,287,000,000	1,287,000,000	0	1,287,000,000	0
CREDIT INDUSTRIEL ECP4-2	01/08/24	01/08/24	01/08/24	1,100,000,000	1,100,000,000	0	1,100,000,000	0
CREDIT INDUSTRIEL ECP4-2	01/09/24	01/09/24	01/09/24	1,100,000,000	1,100,000,000	0	1,100,000,000	0
CREDIT INDUSTRIEL ECP4-2	01/10/24	01/10/24	01/10/24	1,200,000,000	1,200,000,000	0	1,200,000,000	0
CREDIT INDUSTRIEL ECP4-2	01/11/24	01/11/24	01/11/24	1,000,000,000	1,000,000,000	0	1,000,000,000	0
CREDIT INDUSTRIEL ECP4-2	01/12/24	01/12/24	01/12/24	1,000,000,000	1,000,000,000	0	1,000,000,000	0
CREDIT INDUSTRIEL ECP4-2	01/16/24	01/16/24	01/16/24	1,000,000,000	1,000,000,000	0	1,000,000,000	0
CREDIT INDUSTRIEL ET COMMERCIAL/NEW YORK	01/17/24	01/17/24	01/17/24	1,300,000,000	1,300,000,000	0	1,300,000,000	0
CREDIT INDUSTRIEL ECP4-2	01/18/24	01/18/24	01/18/24	1,150,000,000	1,150,000,000	0	1,150,000,000	0
CREDIT INDUSTRIEL ET COMMERCIAL/NEW YORK	01/19/24	01/19/24	01/19/24	1,100,000,000	1,100,000,000	0	1,100,000,000	0
CREDIT INDUSTRIEL ET COMMERCIAL/NEW YORK	01/22/24	01/22/24	01/22/24	1,100,000,000	1,100,000,000	0	1,100,000,000	0
CREDIT INDUSTRIEL ECP4-2	01/23/24	01/23/24	01/23/24	1,207,000,000	1,207,000,000	0	1,207,000,000	0
CREDIT INDUSTRIEL ECP4-2	01/24/24	01/24/24	01/24/24	1,200,000,000	1,200,000,000	0	1,200,000,000	0
CREDIT INDUSTRIEL ET COMMERCIAL/NEW YORK	01/25/24	01/25/24	01/25/24	1,200,000,000	1,200,000,000	0	1,200,000,000	0
CREDIT INDUSTRIEL ECP4-2	01/26/24	01/26/24	01/26/24	1,400,000,000	1,400,000,000	0	1,400,000,000	0
CREDIT INDUSTRIEL ET COMMERCIAL/NEW YORK	01/29/24	01/29/24	01/29/24	1,400,000,000	1,400,000,000	0	1,400,000,000	0
CREDIT INDUSTRIEL ECP4-2	01/30/24	01/30/24	01/30/24	1,402,000,000	1,402,000,000	0	1,402,000,000	0
CREDIT INDUSTRIEL ET COMMERCIAL/NEW YORK	01/31/24	01/31/24	01/31/24	1,400,000,000	1,400,000,000	0	1,400,000,000	0
DNB BANK ASA CP4-2CP4-2	01/03/24	01/03/24	01/03/24	600,000,000	600,000,000	0	600,000,000	0
GREAT BEAR FUNDING CPABS4	01/03/24	01/03/24	01/03/24	50,000,000	50,000,000	0	50,000,000	0
GREAT BEAR FUNDING CPABS4	01/04/24	01/04/24	01/04/24	250,000,000	250,000,000	0	250,000,000	0
GREAT BEAR FUNDING CPABS4	01/11/24	01/11/24	01/11/24	20,000,000	20,000,000	0	20,000,000	0
GREAT BEAR FUNDING CPABS4	01/16/24	01/16/24	01/16/24	20,000,000	20,000,000	0	20,000,000	0
GREAT BEAR FUNDING CPABS4	01/19/24	01/19/24	01/19/24	55,000,000	55,000,000	0	55,000,000	0
JUPITER SECURITIZATCPABS4	01/16/24	01/16/24	01/16/24	175,000,000	175,000,000	0	175,000,000	0
JUPITER SECURITIZATCPABS4	01/18/24	01/18/24	01/18/24	100,000,000	100,000,000	0	100,000,000	0
JUPITER SECURITIZATCPABS4	01/19/24	01/19/24	01/19/24	60,000,000	60,000,000	0	60,000,000	0
JUPITER SECURITIZATCPABS4	01/23/24	01/23/24	01/23/24	45,000,000	45,000,000	0	45,000,000	0
LMA-AMERICAS LLC CPCPABS4	01/04/24	01/04/24	01/04/24	30,050,000	30,050,000	0	30,050,000	0
LONGSHIP FUNDING LLC PABS4	01/08/24	01/08/24	01/08/24	197,000,000	197,000,000	0	197,000,000	0
LONGSHIP FUNDING LLC PABS4	01/09/24	01/09/24	01/09/24	100,000,000	100,000,000	0	100,000,000	0
LONGSHIP FUNDING LLC PABS4	01/12/24	01/12/24	01/12/24	100,000,000	100,000,000	0	100,000,000	0
LONGSHIP FUNDING LLC PABS4	01/17/24	01/17/24	01/17/24	66,000,000	66,000,000	0	66,000,000	0
LONGSHIP FUNDING LLC PABS4	01/18/24	01/18/24	01/18/24	100,000,000	100,000,000	0	100,000,000	0
LONGSHIP FUNDING LLC PABS4	01/19/24	01/19/24	01/19/24	100,000,000	100,000,000	0	100,000,000	0
MUFG BANK LTD, CDYACDYAN	01/08/24	01/08/24	01/08/24	100,000,000	100,000,000	0	100,000,000	0
MUFG BANK LTD, CDYACDYAN	01/31/24	01/31/24	01/31/24	60,000,000	60,000,000	0	60,000,000	0
MANHATTAN ASSET FUNCPABS4	01/11/24	01/11/24	01/11/24	25,000,000	25,000,000	0	25,000,000	0
MANHATTAN ASSET FUNCPABS4	01/18/24	01/18/24	01/18/24	50,000,000	50,000,000	0	50,000,000	0
NRW BANK	01/03/24	01/03/24	01/03/24	189,000,000	189,000,000	0	189,000,000	0
NATIONWIDE BUILDINGCP4-2	01/26/24	01/26/24	01/26/24	35,000,000	35,000,000	0	35,000,000	0



# TRADING ACTIVITY FOR JANUARY 2024

Description	Maturity Date	Trade Date	Settle Date	Par or Shares	Principal	Traded Interest	Settlement Amount	Realized Gain(Loss)
NATIONWIDE BUILDINGCP4-2	01/30/24	01/30/24	01/30/24	100,000,000	100,000,000	0	100,000,000	0
OLD LINE FUNDING, LCPABS4	01/26/24	01/26/24	01/26/24	25,000,000	25,000,000	0	25,000,000	0
ROYAL BANK OF CANADA/NEW YORK NY	01/09/24	01/09/24	01/09/24	100,000,000	100,000,000	0	100,000,000	0
ROYAL BANK OF CANADA/NEW YORK NY	01/10/24	01/10/24	01/10/24	100,000,000	100,000,000	0	100,000,000	0
STARBIRD FUNDING COCPABS4	01/05/24	01/05/24	01/05/24	170,000,000	170,000,000	0	170,000,000	0
SUMITOMO MITSUI TRUCDYAN	01/04/24	01/04/24	01/04/24	500,000,000	500,000,000	0	500,000,000	0
SUMITOMO MITSUI TRUCDYAN	01/16/24	01/16/24	01/16/24	50,000,000	50,000,000	0	50,000,000	0
UNITEDHEALTH GROUPPCP4-2	01/22/24	01/22/24	01/22/24	100,000,000	100,000,000	0	100,000,000	0
UNITEDHEALTH GROUPPCP4-2	01/25/24	01/25/24	01/25/24	200,000,000	200,000,000	0	200,000,000	0
UNITEDHEALTH GROUPPCP4-2	01/26/24	01/26/24	01/26/24	200,000,000	200,000,000	0	200,000,000	0
UNITEDHEALTH GROUPPCP4-2	01/29/24	01/29/24	01/29/24	100,000,000	100,000,000	0	100,000,000	0
UNITEDHEALTH GROUPPCP4-2	01/30/24	01/30/24	01/30/24	100,000,000	100,000,000	0	100,000,000	0
UNITEDHEALTH GROUPPCP4-2	01/31/24	01/31/24	01/31/24	240,000,000	240,000,000	0	240,000,000	0
UNITED STATES TREASURY BILL	01/25/24	01/25/24	01/25/24	1,000,000,000	1,000,000,000	0	1,000,000,000	0
UNITED STATES TREASURY BILL	01/16/24	01/16/24	01/16/24	100,000,000	100,000,000	0	100,000,000	0
VICTORY RECEIVABLESCPABS4	01/03/24	01/03/24	01/03/24	40,000,000	40,000,000	0	40,000,000	0
VICTORY RECEIVABLESCPABS4	01/25/24	01/25/24	01/25/24	100,000,000	100,000,000	0	100,000,000	0
HSBC TRIPARTY	01/03/24	01/03/24	01/03/24	100,000,000	100,000,000	0	100,000,000	0
BANK OF AMERICA TRIPARTY	01/03/24	01/03/24	01/03/24	1,155,000,000	1,155,000,000	0	1,155,000,000	0
MIZUHO TRIPARTY	01/04/24	01/04/24	01/04/24	150,000,000	150,000,000	0	150,000,000	0
HSBC TRIPARTY	01/04/24	01/04/24	01/04/24	100,000,000	100,000,000	0	100,000,000	0
BANK OF AMERICA TRIPARTY	01/04/24	01/04/24	01/04/24	777,000,000	777,000,000	0	777,000,000	0
MIZUHO TRIPARTY	01/05/24	01/05/24	01/05/24	150,000,000	150,000,000	0	150,000,000	0
HSBC TRIPARTY	01/05/24	01/05/24	01/05/24	100,000,000	100,000,000	0	100,000,000	0
BANK OF AMERICA TRIPARTY	01/05/24	01/05/24	01/05/24	550,000,000	550,000,000	0	550,000,000	0
MIZUHO TRIPARTY	01/08/24	01/08/24	01/08/24	150,000,000	150,000,000	0	150,000,000	0
HSBC TRIPARTY	01/08/24	01/08/24	01/08/24	100,000,000	100,000,000	0	100,000,000	0
BANK OF AMERICA TRIPARTY	01/08/24	01/08/24	01/08/24	482,000,000	482,000,000	0	482,000,000	0
MIZUHO TRIPARTY	01/09/24	01/09/24	01/09/24	150,000,000	150,000,000	0	150,000,000	0
HSBC TRIPARTY	01/09/24	01/09/24	01/09/24	100,000,000	100,000,000	0	100,000,000	0
BANK OF AMERICA TRIPARTY	01/09/24	01/09/24	01/09/24	250,000,000	250,000,000	0	250,000,000	0
MIZUHO TRIPARTY	01/10/24	01/10/24	01/10/24	150,000,000	150,000,000	0	150,000,000	0
HSBC TRIPARTY	01/10/24	01/10/24	01/10/24	100,000,000	100,000,000	0	100,000,000	0
BANK OF AMERICA TRIPARTY	01/10/24	01/10/24	01/10/24	563,000,000	563,000,000	0	563,000,000	0
MIZUHO TRIPARTY	01/11/24	01/11/24	01/11/24	150,000,000	150,000,000	0	150,000,000	0
HSBC TRIPARTY	01/11/24	01/11/24	01/11/24	100,000,000	100,000,000	0	100,000,000	0
BANK OF AMERICA TRIPARTY	01/11/24	01/11/24	01/11/24	739,000,000	739,000,000	0	739,000,000	0
MIZUHO TRIPARTY	01/12/24	01/12/24	01/12/24	150,000,000	150,000,000	0	150,000,000	0
HSBC TRIPARTY	01/12/24	01/12/24	01/12/24	100,000,000	100,000,000	0	100,000,000	0
BANK OF AMERICA TRIPARTY	01/12/24	01/12/24	01/12/24	634,000,000	634,000,000	0	634,000,000	0
MIZUHO TRIPARTY	01/16/24	01/16/24	01/16/24	150,000,000	150,000,000	0	150,000,000	0
HSBC TRIPARTY	01/16/24	01/16/24	01/16/24	100,000,000	100,000,000	0	100,000,000	0
BANK OF AMERICA TRIPARTY	01/16/24	01/16/24	01/16/24	410,000,000	410,000,000	0	410,000,000	0
MIZUHO TRIPARTY	01/17/24	01/17/24	01/17/24	150,000,000	150,000,000	0	150,000,000	0
HSBC TRIPARTY	01/17/24	01/17/24	01/17/24	100,000,000	100,000,000	0	100,000,000	0
BANK OF AMERICA TRIPARTY	01/17/24	01/17/24	01/17/24	200,000,000	200,000,000	0	200,000,000	0
MIZUHO TRIPARTY	01/18/24	01/18/24	01/18/24	150,000,000	150,000,000	0	150,000,000	0
HSBC TRIPARTY	01/18/24	01/18/24	01/18/24	100,000,000	100,000,000	0	100,000,000	0
BANK OF AMERICA TRIPARTY	01/18/24	01/18/24	01/18/24	477,000,000	477,000,000	0	477,000,000	0
MIZUHO TRIPARTY	01/19/24	01/19/24	01/19/24	150,000,000	150,000,000	0	150,000,000	0
HSBC TRIPARTY	01/19/24	01/19/24	01/19/24	100,000,000	100,000,000	0	100,000,000	0
BANK OF AMERICA TRIPARTY	01/19/24	01/19/24	01/19/24	266,000,000	266,000,000	0	266,000,000	0
MIZUHO TRIPARTY	01/22/24	01/22/24	01/22/24	150,000,000	150,000,000	0	150,000,000	0
HSBC TRIPARTY	01/22/24	01/22/24	01/22/24	100,000,000	100,000,000	0	100,000,000	0
BANK OF AMERICA TRIPARTY	01/22/24	01/22/24	01/22/24	630,000,000	630,000,000	0	630,000,000	0
MIZUHO TRIPARTY	01/23/24	01/23/24	01/23/24	150,000,000	150,000,000	0	150,000,000	0
HSBC TRIPARTY	01/23/24	01/23/24	01/23/24	100,000,000	100,000,000	0	100,000,000	0
BANK OF AMERICA TRIPARTY	01/23/24	01/23/24	01/23/24	566,000,000	566,000,000	0	566,000,000	0
MIZUHO TRIPARTY	01/24/24	01/24/24	01/24/24	150,000,000	150,000,000	0	150,000,000	0
HSBC TRIPARTY	01/24/24	01/24/24	01/24/24	100,000,000	100,000,000	0	100,000,000	0
BANK OF AMERICA TRIPARTY	01/24/24	01/24/24	01/24/24	652,000,000	652,000,000	0	652,000,000	0
MIZUHO TRIPARTY	01/25/24	01/25/24	01/25/24	150,000,000	150,000,000	0	150,000,000	0
HSBC TRIPARTY	01/25/24	01/25/24	01/25/24	100,000,000	100,000,000	0	100,000,000	0
BANK OF AMERICA TRIPARTY	01/25/24	01/25/24	01/25/24	437,000,000	437,000,000	0	437,000,000	0
MIZUHO TRIPARTY	01/26/24	01/26/24	01/26/24	150,000,000	150,000,000	0	150,000,000	0
HSBC TRIPARTY	01/26/24	01/26/24	01/26/24	100,000,000	100,000,000	0	100,000,000	0
BANK OF AMERICA TRIPARTY	01/26/24	01/26/24	01/26/24	787,000,000	787,000,000	0	787,000,000	0
MIZUHO TRIPARTY	01/29/24	01/29/24	01/29/24	150,000,000	150,000,000	0	150,000,000	0
HSBC TRIPARTY	01/29/24	01/29/24	01/29/24	100,000,000	100,000,000	0	100,000,000	0
BANK OF AMERICA TRIPARTY	01/29/24	01/29/24	01/29/24	845,000,000	845,000,000	0	845,000,000	0
MIZUHO TRIPARTY	01/30/24	01/30/24	01/30/24	150,000,000	150,000,000	0	150,000,000	0
HSBC TRIPARTY	01/30/24	01/30/24	01/30/24	100,000,000	100,000,000	0	100,000,000	0
BANK OF AMERICA TRIPARTY	01/30/24	01/30/24	01/30/24	743,000,000	743,000,000	0	743,000,000	0
MIZUHO TRIPARTY	01/31/24	01/31/24	01/31/24	150,000,000	150,000,000	0	150,000,000	0
HSBC TRIPARTY	01/31/24	01/31/24	01/31/24	100,000,000	100,000,000	0	100,000,000	0
BANK OF AMERICA TRIPARTY	01/31/24	01/31/24	01/31/24	184,000,000	184,000,000	0	184,000,000	0
ABN AMRO BANK N.V.	01/03/24	01/03/24	01/03/24	1,200,000,000	1,200,000,000	0	1,200,000,000	0
RABOBANK NEW YORK	01/03/24	01/03/24	01/03/24	200,000,000	200,000,000	0	200,000,000	0
AUSTRALIA AND NEW ZEALAND BANKING GROUP LTD.	01/03/24	01/03/24	01/03/24	1,375,000,000	1,375,000,000	0	1,375,000,000	0
ABN AMRO BANK N.V.	01/04/24	01/04/24	01/04/24	100,000,000	100,000,000	0	100,000,000	0
RABOBANK NEW YORK	01/04/24	01/04/24	01/04/24	200,000,000	200,000,000	0	200,000,000	0
MIZUHO BANK, LTD., CANADA BRANCH	01/03/24	01/03/24	01/03/24	835,000,000	835,000,000	0	835,000,000	0
MIZUHO BANK, LTD., CANADA BRANCH	01/08/24	01/08/24	01/08/24	840,000,000	840,000,000	0	840,000,000	0

# TRADING ACTIVITY FOR JANUARY 2024

Description	Maturity Date	Trade Date	Settle Date	Par or Shares	Principal	Traded Interest	Settlement Amount	Realized Gain(Loss)
MIZUHO BANK, LTD., CANADA BRANCH	01/09/24	01/09/24	01/09/24	850,000,000	850,000,000	0	850,000,000	0
MIZUHO BANK, LTD., CANADA BRANCH	01/10/24	01/10/24	01/10/24	850,000,000	850,000,000	0	850,000,000	0
AUSTRALIA AND NEW ZEALAND BANKING GROUP LTD.	01/17/24	01/17/24	01/17/24	1,400,000,000	1,400,000,000	0	1,400,000,000	0
ABN AMRO BANK N.V.	01/17/24	01/17/24	01/17/24	1,300,000,000	1,300,000,000	0	1,300,000,000	0
RABOBANK NEW YORK	01/17/24	01/17/24	01/17/24	700,000,000	700,000,000	0	700,000,000	0
MIZUHO BANK, LTD., CANADA BRANCH	01/11/24	01/11/24	01/11/24	850,000,000	850,000,000	0	850,000,000	0
RABOBANK NEW YORK	01/18/24	01/18/24	01/18/24	700,000,000	700,000,000	0	700,000,000	0
MIZUHO BANK, LTD., CANADA BRANCH	01/12/24	01/12/24	01/12/24	850,000,000	850,000,000	0	850,000,000	0
DNB BANK ASA NEW YORK	01/16/24	01/16/24	01/16/24	300,000,000	300,000,000	0	300,000,000	0
MIZUHO BANK, LTD., CANADA BRANCH	01/16/24	01/16/24	01/16/24	860,000,000	860,000,000	0	860,000,000	0
MIZUHO BANK, LTD., CANADA BRANCH	01/17/24	01/17/24	01/17/24	850,000,000	850,000,000	0	850,000,000	0
RABOBANK NEW YORK	01/24/24	01/24/24	01/24/24	700,000,000	700,000,000	0	700,000,000	0
AUSTRALIA AND NEW ZEALAND BANKING GROUP LTD.	01/24/24	01/24/24	01/24/24	1,400,000,000	1,400,000,000	0	1,400,000,000	0
ABN AMRO BANK N.V.	01/24/24	01/24/24	01/24/24	1,400,000,000	1,400,000,000	0	1,400,000,000	0
MIZUHO BANK, LTD., CANADA BRANCH	01/18/24	01/18/24	01/18/24	850,000,000	850,000,000	0	850,000,000	0
RABOBANK NEW YORK	01/25/24	01/25/24	01/25/24	725,000,000	725,000,000	0	725,000,000	0
MIZUHO BANK, LTD., CANADA BRANCH	01/19/24	01/19/24	01/19/24	850,000,000	850,000,000	0	850,000,000	0
MIZUHO BANK, LTD., CANADA BRANCH	01/22/24	01/22/24	01/22/24	760,000,000	760,000,000	0	760,000,000	0
MIZUHO BANK, LTD., NEW YORK BRANCH	01/22/24	01/22/24	01/22/24	90,000,000	90,000,000	0	90,000,000	0
MIZUHO BANK, LTD., CANADA BRANCH	01/23/24	01/23/24	01/23/24	650,000,000	650,000,000	0	650,000,000	0
MIZUHO BANK, LTD., NEW YORK BRANCH	01/23/24	01/23/24	01/23/24	150,000,000	150,000,000	0	150,000,000	0
MIZUHO BANK, LTD., CANADA BRANCH	01/24/24	01/24/24	01/24/24	650,000,000	650,000,000	0	650,000,000	0
MIZUHO BANK, LTD., NEW YORK BRANCH	01/24/24	01/24/24	01/24/24	200,000,000	200,000,000	0	200,000,000	0
ABN AMRO BANK N.V.	01/31/24	01/31/24	01/31/24	1,400,000,000	1,400,000,000	0	1,400,000,000	0
AUSTRALIA AND NEW ZEALAND BANKING GROUP LTD.	01/31/24	01/31/24	01/31/24	1,400,000,000	1,400,000,000	0	1,400,000,000	0
RABOBANK NEW YORK	01/31/24	01/31/24	01/31/24	700,000,000	700,000,000	0	700,000,000	0
MIZUHO BANK, LTD., CANADA BRANCH	01/25/24	01/25/24	01/25/24	850,000,000	850,000,000	0	850,000,000	0
MIZUHO BANK, LTD., CANADA BRANCH	01/26/24	01/26/24	01/26/24	870,000,000	870,000,000	0	870,000,000	0
MIZUHO BANK, LTD., CANADA BRANCH	01/29/24	01/29/24	01/29/24	850,000,000	850,000,000	0	850,000,000	0
MIZUHO BANK, LTD., CANADA BRANCH	01/30/24	01/30/24	01/30/24	850,000,000	850,000,000	0	850,000,000	0
DNB BANK ASA NEW YORK	01/31/24	01/31/24	01/31/24	250,000,000	250,000,000	0	250,000,000	0
MIZUHO BANK, LTD., CANADA BRANCH	01/31/24	01/31/24	01/31/24	415,000,000	415,000,000	0	415,000,000	0
MIZUHO BANK, LTD., NEW YORK BRANCH	01/31/24	01/31/24	01/31/24	455,000,000	455,000,000	0	455,000,000	0
AUSTRALIA AND NEW ZEALAND BANKING GROUP LTD.	01/10/24	01/10/24	01/10/24	1,375,000,000	1,375,000,000	0	1,375,000,000	0
RABOBANK NEW YORK	01/10/24	01/10/24	01/10/24	700,000,000	700,000,000	0	700,000,000	0
ABN AMRO BANK N.V.	01/10/24	01/10/24	01/10/24	1,200,000,000	1,200,000,000	0	1,200,000,000	0
MIZUHO BANK, LTD., CANADA BRANCH	01/04/24	01/04/24	01/04/24	830,000,000	830,000,000	0	830,000,000	0
RABOBANK NEW YORK	01/11/24	01/11/24	01/11/24	700,000,000	700,000,000	0	700,000,000	0
MIZUHO BANK, LTD., CANADA BRANCH	01/05/24	01/05/24	01/05/24	840,000,000	840,000,000	0	840,000,000	0
Total Maturities				91,780,046,000	91,780,046,000	0	91,780,046,000	0
Paydowns								
EFF 2023-3 A1	01/21/24	01/22/24	01/22/24	1,330,451	1,330,451	0	1,330,451	0
Total Paydowns				1,330,451	1,330,451	0	1,330,451	0
Sells								
DREYFUS GOVT CASH MGMT FUND	02/01/27	01/03/24	01/03/24	154,285,260	154,285,260	0	154,285,260	0
DREYFUS GOVT CASH MGMT FUND	02/01/27	01/04/24	01/04/24	8,287,288	8,287,288	0	8,287,288	0
DREYFUS GOVT CASH MGMT FUND	02/01/27	01/08/24	01/08/24	4,530,265	4,530,265	0	4,530,265	0
DREYFUS GOVT CASH MGMT FUND	02/01/27	01/10/24	01/10/24	3,226,571	3,226,571	0	3,226,571	0
DREYFUS GOVT CASH MGMT FUND	02/01/27	01/16/24	01/16/24	3,946,566	3,946,566	0	3,946,566	0
DREYFUS GOVT CASH MGMT FUND	02/01/27	01/18/24	01/18/24	9,371,929	9,371,929	0	9,371,929	0
DREYFUS GOVT CASH MGMT FUND	02/01/27	01/22/24	01/22/24	65,212	65,212	0	65,212	0
DREYFUS GOVT CASH MGMT FUND	02/01/27	01/24/24	01/24/24	5,520,228	5,520,228	0	5,520,228	0
DREYFUS GOVT CASH MGMT FUND	02/01/27	01/30/24	01/30/24	16,687,582	16,687,582	0	16,687,582	0
Total Sells				205,920,902	205,920,902	0	205,920,902	0



1801 Hermitage Boulevard, Suite 100  
Tallahassee, Florida 32308  
(850) 488-4406

[www.sbafla.com/prime](http://www.sbafla.com/prime)

## Our Mission

Our mission is to provide superior investment management and trust services by proactively and comprehensively managing risk and adhering to the highest ethical, fiduciary, and professional standards.

**Federated  
Hermes** 

The logo for Federated Hermes, consisting of the company name in a bold, dark blue serif font and a stylized icon of three horizontal blue bars of decreasing length on the right.