



MONTHLY SUMMARY REPORT

State Board of Administration of Florida

February 28, 2025

CONTENTS

3	INTRODUCTION
3	DISCLOSURE OF MATERIAL IMPACTS
3	FACTS-AT-A-GLANCE
4	PORFOLIO MANAGER COMMENTARY
5	PORTFOLIO COMPOSITION
6	FUND PERFORMANCE
7	PRIME ACCOUNT SUMMARY
8	INVENTORY OF HOLDINGS
14	PARTICIPANT CONCENTRATION
15	COMPLIANCE
16	TRADE ACTIVITY

Past performance is no guarantee of future results.

Views are as of the issue date and are subject to change based on market conditions and other factors. These views should not be construed as a recommendation for any specific security.

An investment in Florida PRIME is neither insured nor guaranteed by the Federal Deposit Insurance Corporation or any other government agency.

Although money market funds seek to preserve the value of your investment at \$1.00 per share, it is possible to lose money by investing in this fund.

INTRODUCTION

This report is prepared for stakeholders in Florida PRIME in accordance with Section 218.409(6)(a), Florida Statutes. The statute requires:

- (1) Reporting of any material impacts on the funds and any actions or escalations taken by staff to address such impacts;
- (2) Presentation of a management summary that provides an analysis of the status of the current investment portfolio and the individual transactions executed over the last month; and
- (3) Preparation of the management summary “in a manner that will allow anyone to ascertain whether the investment activities during the reporting period have conformed to investment policies.”

This report, which covers the period from February 1, 2025, through February 28, 2025, has been prepared by the SBA with input from Federated Hermes (“Federated”), investment advisor for Florida PRIME in a format intended to comply with the statute.

DISCLOSURE OF MATERIAL IMPACTS

During the reporting period, Florida PRIME was in material compliance with investment policy. There were no developments that had a material impact on the liquidity or operation of Florida PRIME. Details are available in the PRIME policy compliance table. This report also includes details on market conditions; fees; fund holdings, transactions and performance; and client composition.

PRIME™ STATISTICS

(As of February 28, 2025)

Total Participants
829

Florida PRIME™
Total Participant Balance
\$33,396,250,236

Total Number of Accounts
1,528

FACTS-AT-A-GLANCE PRIME is an exclusive service for Florida governmental organizations, providing a cost-effective investment vehicle for their surplus funds. Florida PRIME, the Local Government Surplus Funds Trust Fund, is utilized by hundreds of governmental investors including state agencies, state universities and colleges, counties, cities, special districts, school boards, and other direct support organizations of the State of Florida.

Florida PRIME is a government investment pool that offers management by an industry leader in professional money management, conservative investment policies, an extensive governance framework, a Standard & Poor’s “AAAm” rating, full transparency, and best-in-class financial reporting.

PORTFOLIO MANAGER COMMENTARY

There are many moving parts in politics, financial markets and the economy, but it seems yields of most liquidity products will stay around present levels as the Federal Reserve likely won't cut rates in March. The January Personal Consumption Expenditures Index (PCE) report, released in February, showed modest annualized improvement, but the monthly readings of headline and core growth were essentially unchanged. (Core PCE strips out volatile elements such as food and energy prices and is the Fed's preferred inflation measure.) This likely means inflation remains too hot for the Fed, though we do anticipate two quarter-point cuts this year.

The updated Summary of Economic Projections released at the Federal Open Market Committee (FOMC) meeting on March 19 should make that clearer. But we are just as interested in what it might reveal about the terminal rate. Once thought to be around 3%, we now think it could end up near 4% as the Fed may want to extend restrictive monetary policy to keep the lid on inflation. That would be great news for cash managers and investors.

It is possible that the FOMC will pause the ongoing reduction of its balance sheet known as quantitative tightening. Not because policymakers are concerned about the level of bank reserves or liquidity in the Treasury market, but because the US Treasury Department has reached its debt limit. According to the minutes of the FOMC's January meeting, policymakers discussed this at length, which often is a hint to the markets. Once the nonsense of

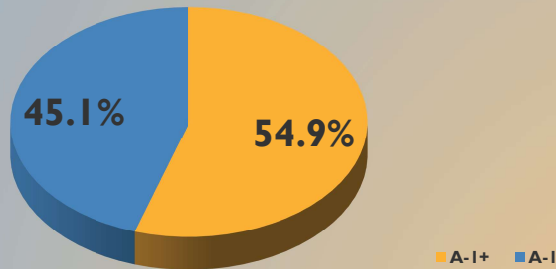
the debt-ceiling situation is resolved, the Fed may continue to taper, but probably not for much longer. Chair Jerome Powell and company aren't attempting to empty the shelves, but rather right-size its holdings in relation to the markets. We think that number will still be enormous, probably around \$6 trillion. But with the uncertainty in fiscal policy, trade and geopolitics, the Fed is surely not interested in pushing its luck by excessively decreasing its holdings.

The seasonal period of participant outflows has begun, causing the Pool's assets under management to decrease \$800 million from their all-time high of \$34.2 billion in January to end the month at \$33.4 billion. The gross yield of the portfolio declined by 4 basis points, ending at 4.57%. Its Weighted Average Maturity (WAM) moved in by 3 days to reach 49 days, but its Weighted Average Life (WAL) was extended by 5 days to reach 72 days.


The Pool's manager found particular value in variable-rate securities, increasing their percentage of total holdings in the portfolio. At the end of the month, yields on 1-, 3-, 6- and 12-month U.S. Treasuries were 4.30%, 4.30%, 4.29% and 4.09%, respectively.

PORTFOLIO COMPOSITION FOR FEBRUARY 28 2025

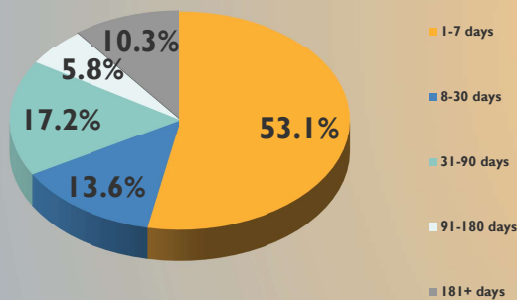
CREDIT QUALITY COMPOSITION



HIGHLY LIQUID HOLDINGS-11/26



EFFECTIVE MATURITY SCHEDULE



TOP HOLDINGS & AVG. MATURITY

1. Cooperatieve Rabobank UA	5.0%
2. Australia & New Zealand Banking Group Ltd.	4.9%
3. ABN Amro Bank NV	4.9%
4. Mizuho Financial Group, Inc.	4.9%
5. DNB Bank ASA	4.9%
6. Mitsubishi UFJ Financial Group, Inc.	4.6%
7. National Bank of Canada	4.3%
8. Canadian Imperial Bank of Commerce	4.1%
9. Toronto Dominion Bank	4.0%
10. Credit Agricole Group	3.8%

SEC Weighted Average Maturity (WAM)

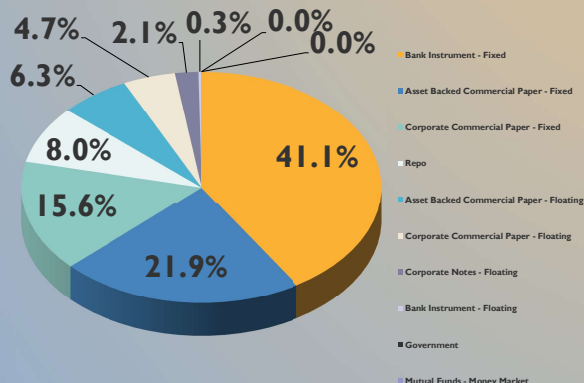
49 Days

Weighted Average Life (Spread WAL)

72 Days

Percentages based on total value of investments

PORTFOLIO COMPOSITION



FUND PERFORMANCE THROUGH FEBRUARY 2025

Florida PRIME Performance Data			
	Annualized Net Participant Yield ¹	Net-of-Fee Benchmark ²	Above (Below) Benchmark
One Month	4.63%	4.76%	-0.13%
Three Months	4.70%	4.52%	0.18%
One Year	5.28%	5.01%	0.28%
Three Years	4.45%	4.10%	0.35%
Five Years	2.77%	2.52%	0.25%
Ten Years	2.08%	1.83%	0.26%
Since 1/96	2.61%	2.38%	0.22%

Note: Net asset value at month end: \$33,400.8 million, which includes investments at market value, plus all cash, accrued interest receivable and payables.

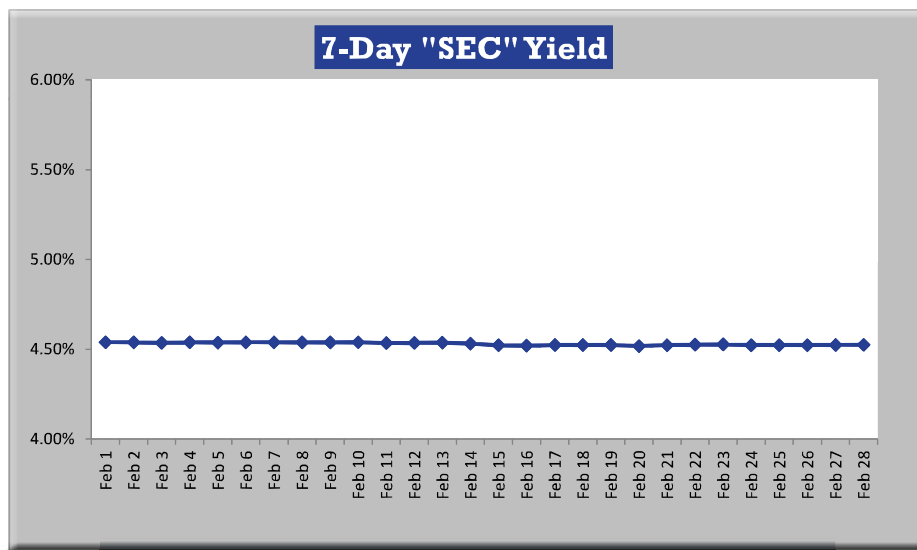
¹Net of fees. Participant yield is calculated on a 365-day basis and includes adjustments for expenses and other accounting items to reflect realized earnings by participants.

²The net-of-fee benchmark is the S&P AAA/AA Rated GIP All 30-Day Net Index for all time periods.

ABOUT ANNUALIZED YIELDS:

Performance data in the table and chart is annualized, meaning that the amounts are based on yields for the periods indicated, converted to their equivalent if obtained for a 12-month period.

For example, ignoring the effects of compounding, an investment that earns 0.10% over a 1-month period yields 1.20% on an annualized basis. Likewise, an investment that earns a total of 3.60% over three years yields 1.20% on an annualized basis, ignoring compounding.



The 7-Day "SEC" Yield in the chart is calculated in accordance with the yield methodology set forth by SEC Rule 2a-7 for money market funds. The 7-day yield = net income earned over a 7-day period / average units outstanding over the period / 7 times 365. Note that unlike other performance measures, the SEC yield does not include realized gains and losses from sales of securities.

PRIME ACCOUNT SUMMARY FOR FEBRUARY 2025

Summary of Cash Flows		
Opening Balance (02/01/25)	\$	34,211,322,836
Participant Deposits		2,189,597,273
Gross Earnings		117,706,423
Participant Withdrawals		(3,121,520,700)
Fees		(855,596)
Closing Balance (02/28/25)	\$	33,396,250,236
Net Change over Month	\$	(815,072,600)

Detailed Fee Disclosure		
February	Amount	Basis Point Equivalent*
SBA Client Service, Account Mgt. & Fiduciary Oversight Fee	\$ 257,665.77	0.91
Federated Investment Management Fee	548,514.62	1.95
BNY Mellon Custodial Fee**	24,918.86	0.09
Bank of America Transfer Agent Fee	11,989.05	0.04
S&P Rating Maintenance Fee	7,835.63	0.03
Audit/External Review Fees	4,671.81	0.02
Total Fees	\$ 855,595.74	3.04

*The basis point equivalent is an annualized rate based on the dollar amount of fees charged for the month times 12, divided by an average of the fund's beginning and ending total value (amortized cost) for the month which was \$33,803,786,537.

**All custodian banking fees are allocated based on both market value (size) and level of service accurately passing through all charges to pool participants. Charges may fluctuate month-to-month.

The data included in this report is unaudited.

INVENTORY OF HOLDINGS FOR FEBRUARY 2025

Security Name	Security Classification	Cpn	Maturity	Rate Reset	Par	Current Yield	Amort Cost (2)	Mkt Value (1)	Unrealized Gain/Loss
I320 W Jefferson LLC, Sep 01, 2060	VARIABLE RATE DEMAND NOTE	4.40	9/1/2060	3/6/2025	5,500,000	4.46	\$5,500,000	\$5,500,000	\$0
ABN Amro Bank NV, Amsterdam TD	TIME DEPOSIT	4.33	3/3/2025		1,650,000,000	4.39	\$1,650,000,000	\$1,650,000,000	\$0
AJC Capital, LLC, Jan 01, 2042	VARIABLE RATE DEMAND NOTE	4.40	1/1/2042	3/6/2025	5,530,000	4.40	\$5,530,000	\$5,530,000	\$0
Albion Capital LLC CPABS4-2	COMMERCIAL PAPER - ABS- 4(2)		3/19/2025		25,000,000	4.48	\$24,941,944	\$24,941,835	-\$110
Albion Capital LLC CPABS4-2	COMMERCIAL PAPER - ABS- 4(2)		3/27/2025		60,000,000	4.52	\$59,800,650	\$59,801,460	\$810
Albion Capital LLC CPABS4-2	COMMERCIAL PAPER - ABS- 4(2)		5/20/2025		20,000,000	4.51	\$19,802,000	\$19,802,360	\$360
Albion Capital LLC CPABS4-2	COMMERCIAL PAPER - ABS- 4(2)		5/28/2025		65,000,000	4.50	\$64,294,551	\$64,295,944	\$1,393
Anglesea Funding LLC CPABS4-2	COMMERCIAL PAPER - ABS- 4(2)		3/4/2025		120,000,000	4.40	\$119,942,133	\$119,941,981	-\$152
Anglesea Funding LLC CPABS4-2	COMMERCIAL PAPER - ABS- 4(2)		3/7/2025		100,000,000	4.45	\$99,915,028	\$99,915,222	\$194
Anglesea Funding LLC CPABS4-2	COMMERCIAL PAPER - ABS- 4(2)		3/10/2025		100,000,000	4.67	\$99,873,889	\$99,878,889	\$5,000
Anglesea Funding LLC CPABS4-2	COMMERCIAL PAPER - ABS- 4(2)		3/14/2025		100,000,000	4.50	\$99,828,889	\$99,830,444	\$1,555
Anglesea Funding LLC CPABS4-2	COMMERCIAL PAPER - ABS- 4(2)		4/8/2025		140,000,000	4.45	\$139,337,217	\$139,338,279	\$1,062
Anglesea Funding LLC CPABS4-2	COMMERCIAL PAPER - ABS- 4(2)		6/3/2025		100,000,000	4.50	\$98,844,167	\$98,842,144	-\$2,023
Anglesea Funding LLC CPABS4-2	COMMERCIAL PAPER - ABS- 4(2)		6/9/2025		80,000,000	4.50	\$79,016,933	\$79,015,841	-\$1,093
Anglesea Funding LLC CPABS4-2	COMMERCIAL PAPER - ABS- 4(2)		7/3/2025		50,000,000	4.58	\$49,232,639	\$49,242,332	\$9,693
Anglesea Funding LLC, Jul 08, 2025	COMMERCIAL PAPER ASSET BACKED CALLABLE	4.58	7/8/2025	3/3/2025	141,000,000	4.64	\$141,000,000	\$141,009,440	\$9,440
Archer I LLC, Jun 01, 2060	VARIABLE RATE DEMAND NOTE	4.40	6/1/2060	3/6/2025	18,000,000	4.46	\$18,000,000	\$18,000,000	\$0
Ascension Health Alliance Senior Credit Group CP	COMMERCIAL PAPER		4/22/2025		28,733,000	4.47	\$28,547,720	\$28,554,456	\$6,736
Atlantic Asset Securitization LLC CPABS4-2	COMMERCIAL PAPER - ABS- 4(2)		3/11/2025		100,000,000	4.67	\$99,861,278	\$99,866,778	\$5,500
Atlantic Asset Securitization LLC CPABS4-2	COMMERCIAL PAPER - ABS- 4(2)		3/11/2025		100,000,000	4.67	\$99,861,278	\$99,866,778	\$5,500
Atlantic Asset Securitization LLC CPABS4-2	COMMERCIAL PAPER - ABS- 4(2)		3/14/2025		100,000,000	4.67	\$99,825,364	\$99,830,444	\$5,080
Atlantic Asset Securitization LLC CPABS4-2	COMMERCIAL PAPER - ABS- 4(2)		3/17/2025		100,000,000	4.67	\$99,787,844	\$99,794,111	\$6,267
Atlantic Asset Securitization LLC CPABS4-2	COMMERCIAL PAPER - ABS- 4(2)		3/19/2025		50,000,000	4.66	\$49,880,458	\$49,884,945	\$4,486
Atlantic Asset Securitization LLC CPABS4-2	COMMERCIAL PAPER - ABS- 4(2)		3/19/2025		50,000,000	4.66	\$49,880,458	\$49,884,945	\$4,486
Australia & New Zealand Banking Group, Melbourne TD	TIME DEPOSIT	4.33	3/5/2025		1,650,000,000	4.39	\$1,650,000,000	\$1,650,000,000	\$0
BPCE SA CP4-2	COMMERCIAL PAPER - 4-2		3/3/2025		100,000,000	4.74	\$99,961,667	\$99,964,048	\$2,381
BPCE SA CP4-2	COMMERCIAL PAPER - 4-2		3/13/2025		250,000,000	4.75	\$249,583,819	\$249,609,323	\$25,503
BPCE SA CP4-2	COMMERCIAL PAPER - 4-2		3/20/2025		300,000,000	4.64	\$299,248,333	\$299,277,222	\$28,889
BWF Forge TL Properties Owner LLC, May 01, 2059	VARIABLE RATE DEMAND NOTE	4.40	5/1/2059	3/6/2025	28,500,000	4.40	\$28,500,000	\$28,500,000	\$0
Bank of America N.A. BNOTE	BANK NOTE	4.35	3/7/2025		125,000,000	4.41	\$125,000,000	\$125,000,000	\$0
Bank of America N.A. CD	CERTIFICATE OF DEPOSIT	5.48	5/9/2025		42,000,000	5.50	\$42,000,000	\$42,070,660	\$70,660
Bank of America N.A. CD	CERTIFICATE OF DEPOSIT	5.53	5/28/2025		95,000,000	5.55	\$95,000,000	\$95,212,158	\$212,158
Bank of America N.A. CD	CERTIFICATE OF DEPOSIT	4.50	1/2/2026		263,000,000	4.51	\$263,000,000	\$263,251,623	\$251,623
Bank of America N.A. CD	CERTIFICATE OF DEPOSIT	4.52	1/7/2026		265,000,000	4.53	\$265,000,000	\$265,311,301	\$311,301
Bank of America N.A. Triparty Repo Overnight Fixed	REPO TRIPARTY OVERNIGHT FIXED	4.37	3/3/2025		2,085,000,000	4.43	\$2,085,000,000	\$2,085,000,000	\$0
Bank of America N.A., Jul 31, 2025	VARIABLE RATE CERTIFICATE OF DEPOSIT	4.68	7/31/2025	3/3/2025	100,000,000	4.75	\$100,000,000	\$100,074,331	\$74,331
Bank of Montreal CDYAN	CERTIFICATE OF DEPOSIT - YANKEE	5.50	6/10/2025		100,000,000	5.52	\$100,000,000	\$100,257,959	\$257,959
Bank of Montreal CP4-2	COMMERCIAL PAPER - 4-2		5/2/2025		105,000,000	5.56	\$104,035,313	\$104,200,871	\$165,559
Bank of Montreal CP4-2	COMMERCIAL PAPER - 4-2		5/8/2025		25,000,000	5.52	\$24,750,354	\$24,791,706	\$41,352
Bank of Montreal CP4-2	COMMERCIAL PAPER - 4-2		6/24/2025		150,000,000	5.45	\$147,510,833	\$147,904,815	\$393,982
Bank of Montreal, Mar 07, 2025	VARIABLE RATE COMMERCIAL PAPER - 4-2	4.66	3/7/2025	3/3/2025	100,000,000	4.72	\$100,000,000	\$100,003,848	\$3,848
Bank of Montreal, Mar 12, 2025	VARIABLE RATE COMMERCIAL PAPER - 4-2	4.66	3/12/2025	3/3/2025	200,000,000	4.72	\$200,000,000	\$200,013,922	\$13,922
Bank of New York Mellon Corp. CP4-2	COMMERCIAL PAPER - 4-2		3/4/2025		115,500,000	4.40	\$115,444,303	\$115,444,083	-\$220
Bank of Nova Scotia, Feb 04, 2026	VARIABLE RATE COMMERCIAL PAPER - 4-2	4.67	2/4/2026	3/3/2025	250,000,000	4.73	\$250,000,000	\$250,000,000	\$0

See notes at end of table.

INVENTORY OF HOLDINGS FOR FEBRUARY 2025

Security Name	Security Classification	Cpn	Maturity	Rate Reset	Par	Current Yield	Amort Cost (2)	Mkt Value (1)	Unrealized Gain/Loss
Bank of Nova Scotia, Toronto CP4-2	COMMERCIAL PAPER - 4-2		12/3/2025		100,000,000	4.57	\$96,640,833	\$96,771,287	\$130,454
Barton Capital S.A. CPABS4-2	COMMERCIAL PAPER - ABS- 4(2)		3/7/2025		35,000,000	4.47	\$34,970,192	\$34,970,328	\$136
Bedford Row Funding Corp., Aug 26, 2025	VARIABLE RATE COMMERCIAL PAPER-ABS-4(2)	4.56	8/26/2025	3/3/2025	200,000,000	4.62	\$200,000,000	\$200,000,000	\$0
Bedford Row Funding Corp., Oct 09, 2025	VARIABLE RATE COMMERCIAL PAPER-ABS-4(2)	4.63	10/9/2025	3/3/2025	100,000,000	4.69	\$100,000,000	\$100,000,000	\$0
Bennington Stark Capital Co., LLC CPABS4-2	COMMERCIAL PAPER - ABS- 4(2)		3/7/2025		200,000,000	4.41	\$199,830,833	\$199,831,222	\$389
Bennington Stark Capital Co., LLC CPABS4-2	COMMERCIAL PAPER - ABS- 4(2)		3/21/2025		25,340,000	4.45	\$25,275,404	\$25,275,256	-\$148
BofA Securities, Inc. CP4-2	COMMERCIAL PAPER - 4-2		4/2/2025		100,000,000	4.58	\$99,596,667	\$99,597,492	\$825
BofA Securities, Inc. CP4-2	COMMERCIAL PAPER - 4-2		4/4/2025		15,000,000	4.66	\$14,934,667	\$14,935,955	\$1,288
Canadian Imperial Bank of Commerce CDYAN	CERTIFICATE OF DEPOSIT - YANKEE	4.17	10/1/2025		256,000,000	4.20	\$256,000,000	\$255,570,706	-\$429,294
Canadian Imperial Bank of Commerce CDYAN	CERTIFICATE OF DEPOSIT - YANKEE	4.46	10/8/2025		150,000,000	4.48	\$150,000,000	\$150,001,614	\$1,614
Canadian Imperial Bank of Commerce CDYAN	CERTIFICATE OF DEPOSIT - YANKEE	4.57	12/4/2025		200,000,000	4.59	\$200,000,000	\$200,234,238	\$234,238
Canadian Imperial Bank of Commerce CDYAN	CERTIFICATE OF DEPOSIT - YANKEE	4.52	3/4/2026		200,000,000	4.52	\$200,000,000	\$200,350,718	\$350,718
Canadian Imperial Bank of Commerce CDYAN	CERTIFICATE OF DEPOSIT - YANKEE	5.53	4/10/2025		150,000,000	5.55	\$150,000,000	\$150,158,543	\$158,543
Canadian Imperial Bank of Commerce CDYAN	CERTIFICATE OF DEPOSIT - YANKEE	5.55	4/17/2025		15,000,000	5.57	\$15,000,000	\$15,019,021	\$19,021
Canadian Imperial Bank of Commerce CDYAN	CERTIFICATE OF DEPOSIT - YANKEE	5.50	5/23/2025		100,000,000	5.52	\$100,000,000	\$100,213,172	\$213,172
Canadian Imperial Bank of Commerce CP4-2	COMMERCIAL PAPER - 4-2		5/22/2025		200,000,000	5.52	\$197,597,842	\$198,001,360	\$403,518
Canadian Imperial Bank of Commerce CP4-2	COMMERCIAL PAPER - 4-2		11/12/2025		100,000,000	4.65	\$96,843,183	\$96,979,869	\$136,686
Chariot Funding LLC, Jun 04, 2025	COMMERCIAL PAPER ASSET BACKED CALLABLE	4.63	6/4/2025	3/3/2025	135,000,000	4.69	\$135,000,000	\$135,027,043	\$27,043
Chariot Funding LLC, Jun 09, 2025	COMMERCIAL PAPER ASSET BACKED CALLABLE		6/9/2025		75,000,000	4.73	\$74,042,604	\$73,274,792	-\$767,813
Chariot Funding LLC, Jun 16, 2025	COMMERCIAL PAPER ASSET BACKED CALLABLE		6/16/2025		146,000,000	4.73	\$144,007,100	\$142,641,591	-\$1,365,509
Chariot Funding LLC, Jun 17, 2025	COMMERCIAL PAPER ASSET BACKED CALLABLE	4.63	6/17/2025	3/3/2025	83,000,000	4.69	\$83,000,000	\$83,016,407	\$16,407
Chesham Finance LLC Series III CPABS4-2	COMMERCIAL PAPER - ABS- 4(2)		3/4/2025		150,000,000	4.40	\$149,927,667	\$149,927,477	-\$190
Chesham Finance LLC Series IV CPABS4-2	COMMERCIAL PAPER - ABS- 4(2)		3/4/2025		223,000,000	4.40	\$222,892,464	\$222,892,182	-\$283
Citigroup Global Markets, Inc. CP4-2	COMMERCIAL PAPER - 4-2		8/18/2025		75,000,000	4.68	\$73,407,563	\$73,456,369	\$48,806
City Furniture, Inc., Aug 01, 2044	VARIABLE RATE DEMAND NOTE	4.35	8/1/2044	3/6/2025	75,500,000	4.35	\$75,500,000	\$75,500,000	\$0
Collateralized Commercial Paper FLEX Co., LLC, Nov 07, 2025	COMMERCIAL PAPER ASSET BACKED CALLABLE	4.66	11/7/2025	3/3/2025	70,000,000	4.72	\$70,000,000	\$70,000,000	\$0
Collateralized Commercial Paper FLEX Co., LLC, Oct 27, 2025	COMMERCIAL PAPER ASSET BACKED CALLABLE	4.66	10/27/2025	3/3/2025	230,000,000	4.72	\$230,000,000	\$230,000,000	\$0
Collateralized Commercial Paper FLEX Co., LLC, Oct 30, 2025	COMMERCIAL PAPER ASSET BACKED CALLABLE	4.66	10/30/2025	3/3/2025	25,000,000	4.72	\$25,000,000	\$25,002,962	\$2,962
Collateralized Commercial Paper V Co. LLC, Oct 06, 2025	COMMERCIAL PAPER ASSET BACKED CALLABLE	4.71	10/6/2025	3/3/2025	140,000,000	4.78	\$140,000,000	\$140,000,000	\$0
Cooperatieve Rabobank UA TD	TIME DEPOSIT	4.33	3/4/2025		970,000,000	4.39	\$970,000,000	\$970,000,000	\$0
Cooperatieve Rabobank UA TD	TIME DEPOSIT	4.33	3/5/2025		700,000,000	4.39	\$700,000,000	\$700,000,000	\$0
Credit Agricole Corporate and Investment Bank CDYAN	CERTIFICATE OF DEPOSIT - YANKEE	4.43	6/3/2025		190,000,000	4.49	\$190,000,000	\$190,032,038	\$32,038
Credit Agricole Corporate and Investment Bank CDYAN	CERTIFICATE OF DEPOSIT - YANKEE	4.56	3/20/2025		180,000,000	4.64	\$180,000,000	\$180,018,567	\$18,567
DNB Bank ASA CP4-2	COMMERCIAL PAPER - 4-2		4/10/2025		25,000,000	4.75	\$24,870,024	\$24,877,537	\$7,513
DNB Bank ASA TD	TIME DEPOSIT	4.33	3/3/2025		1,600,000,000	4.39	\$1,600,000,000	\$1,600,000,000	\$0
DZ Bank AG Deutsche Zentral-Genossenschaftsbank CP4-2	COMMERCIAL PAPER - 4-2		6/12/2025		150,000,000	4.49	\$148,160,958	\$148,109,165	-\$51,794

See notes at end of table.

INVENTORY OF HOLDINGS FOR FEBRUARY 2025

Security Name	Security Classification	Cpn	Maturity	Rate Reset	Par	Current Yield	Amort Cost (2)	Mkt Value (1)	Unrealized Gain/Loss
DZ Bank AG Deutsche Zentral-Genossenschaftsbank CP4-2	COMMERCIAL PAPER - 4-2		6/3/2025		50,000,000	4.50	\$49,422,743	\$49,423,271	\$528
Dino P. Kanelos Irrevocable Trust, Sep 01, 2041	VARIABLE RATE DEMAND NOTE	4.40	9/1/2041	3/6/2025	4,515,000	4.40	\$4,515,000	\$4,515,000	\$0
Dreyfus Government Cash Management Fund	OVERNIGHT MUTUAL FUND	4.17	3/3/2025		2,990,084	4.23	\$2,990,084	\$2,990,084	\$0
EDMC Group, Inc., (Series 2024-2) , Dec 01, 2054	VARIABLE RATE DEMAND NOTE	4.37	12/1/2054	3/6/2025	29,100,000	4.43	\$29,100,000	\$29,100,000	\$0
Enterprise Fleet Financing, LLC 2024-3,A1, 5.493%, 07/21/2025	ASSET BACKED NOTE	5.49	7/21/2025		2,651,664	5.49	\$2,651,664	\$2,655,226	\$3,562
Fairway Finance Co. LLC CPABS4-2	COMMERCIAL PAPER - ABS- 4(2)		3/28/2025		36,600,000	4.54	\$36,475,601	\$36,475,443	-\$158
Fairway Finance Co. LLC CPABS4-2	COMMERCIAL PAPER - ABS- 4(2)		5/1/2025		30,000,000	4.72	\$29,765,950	\$29,773,700	\$7,750
Falcon Asset Funding LLC CPABS4-2	COMMERCIAL PAPER - ABS- 4(2)		3/6/2025		25,000,000	4.79	\$24,980,625	\$24,981,845	\$1,220
Falcon Asset Funding LLC CPABS4-2	COMMERCIAL PAPER - ABS- 4(2)		3/7/2025		203,000,000	4.79	\$202,816,454	\$202,827,901	\$11,446
Falcon Asset Funding LLC CPABS4-2	COMMERCIAL PAPER - ABS- 4(2)		3/19/2025		75,000,000	4.58	\$74,823,458	\$74,827,417	\$3,958
Falcon Asset Funding LLC CPABS4-2	COMMERCIAL PAPER - ABS- 4(2)		4/14/2025		60,000,000	4.51	\$59,670,000	\$59,672,625	\$2,625
Falcon Asset Funding LLC, Aug 28, 2025	COMMERCIAL PAPER ASSET BACKED CALLABLE	4.61	8/28/2025	3/3/2025	75,000,000	4.67	\$75,000,000	\$75,000,000	\$0
GTA Funding LLC CPABS4-2	COMMERCIAL PAPER - ABS- 4(2)		4/14/2025		120,000,000	4.52	\$119,338,500	\$119,345,250	\$6,750
Gotham Funding Corp. CPABS4-2	COMMERCIAL PAPER - ABS- 4(2)		3/7/2025		140,000,000	4.77	\$139,873,961	\$139,881,311	\$7,350
Gotham Funding Corp. CPABS4-2	COMMERCIAL PAPER - ABS- 4(2)		3/26/2025		75,000,000	4.57	\$74,758,958	\$74,763,833	\$4,875
Gotham Funding Corp. CPABS4-2	COMMERCIAL PAPER - ABS- 4(2)		4/8/2025		130,000,000	4.62	\$129,367,658	\$129,385,545	\$17,886
Great Bear Funding LLC CPABS4-2	COMMERCIAL PAPER - ABS- 4(2)		3/10/2025		47,000,000	4.44	\$46,943,078	\$46,942,882	-\$196
HSBC Securities (USA), Inc. Repo Tri Party Overnight Fixed	REPO TRIPARTY OVERNIGHT FIXED	4.37	3/3/2025		100,000,000	4.43	\$100,000,000	\$100,000,000	\$0
HW Hellman Building, LP, Mar 01, 2062	VARIABLE RATE DEMAND NOTE	4.40	3/1/2062	3/6/2025	50,000,000	4.40	\$50,000,000	\$50,000,000	\$0
Jupiter Securitization Co. LLC, Jul 08, 2025	COMMERCIAL PAPER ASSET BACKED CALLABLE	4.65	7/8/2025	3/3/2025	75,000,000	4.71	\$75,000,000	\$75,025,608	\$25,608
Jupiter Securitization Co. LLC, Jun 04, 2025	COMMERCIAL PAPER ASSET BACKED CALLABLE	4.63	6/4/2025	3/3/2025	55,000,000	4.69	\$55,000,000	\$55,000,322	\$322
Jupiter Securitization Co. LLC, Jun 11, 2025	COMMERCIAL PAPER ASSET BACKED CALLABLE		6/11/2025		100,000,000	4.73	\$98,698,194	\$98,745,708	\$47,514
Jupiter Securitization Company LLC CPABS4-2	COMMERCIAL PAPER - ABS- 4(2)		3/7/2025		74,000,000	4.79	\$73,933,092	\$73,937,264	\$4,173
LMA-Americas LLC CPABS4-2	COMMERCIAL PAPER - ABS- 4(2)		3/5/2025		100,000,000	4.76	\$99,935,694	\$99,939,524	\$3,830
LMA-Americas LLC CPABS4-2	COMMERCIAL PAPER - ABS- 4(2)		3/6/2025		64,400,000	4.76	\$64,350,305	\$64,353,233	\$2,929
LMA-Americas LLC CPABS4-2	COMMERCIAL PAPER - ABS- 4(2)		3/7/2025		50,000,000	4.76	\$49,954,986	\$49,957,611	\$2,625
LMA-Americas LLC CPABS4-2	COMMERCIAL PAPER - ABS- 4(2)		3/13/2025		60,000,000	4.68	\$59,901,417	\$59,905,371	\$3,954
LMA-Americas LLC CPABS4-2	COMMERCIAL PAPER - ABS- 4(2)		3/14/2025		30,950,000	4.68	\$30,895,236	\$30,897,417	\$2,181
LMA-Americas LLC CPABS4-2	COMMERCIAL PAPER - ABS- 4(2)		3/21/2025		50,000,000	4.68	\$49,867,292	\$49,872,542	\$5,250
LMA-Americas LLC CPABS4-2	COMMERCIAL PAPER - ABS- 4(2)		4/4/2025		51,100,000	4.51	\$50,884,072	\$50,882,317	-\$1,755
LMA-Americas LLC CPABS4-2	COMMERCIAL PAPER - ABS- 4(2)		4/8/2025		33,000,000	4.52	\$32,842,343	\$32,843,308	\$965
LMA-Americas LLC CPABS4-2	COMMERCIAL PAPER - ABS- 4(2)		4/8/2025		45,000,000	4.52	\$44,785,013	\$44,786,329	\$1,316
LMA-Americas LLC CPABS4-2	COMMERCIAL PAPER - ABS- 4(2)		4/9/2025		25,000,000	4.52	\$24,877,500	\$24,878,241	\$741
LMA-Americas LLC CPABS4-2	COMMERCIAL PAPER - ABS- 4(2)		4/10/2025		51,150,000	4.52	\$50,893,099	\$50,894,633	\$1,534
LMA-Americas LLC CPABS4-2	COMMERCIAL PAPER - ABS- 4(2)		4/11/2025		51,100,000	4.53	\$50,836,494	\$50,838,640	\$2,146
LMA-Americas LLC CPABS4-2	COMMERCIAL PAPER - ABS- 4(2)		4/14/2025		50,000,000	4.51	\$49,731,111	\$49,725,938	-\$5,174
LMA-Americas LLC CPABS4-2	COMMERCIAL PAPER - ABS- 4(2)		4/22/2025		30,350,000	4.53	\$30,152,953	\$30,154,427	\$1,474
La Fayette Asset Securitization LLC CPABS4-2	COMMERCIAL PAPER - ABS- 4(2)		3/14/2025		50,000,000	4.67	\$49,911,722	\$49,915,222	\$3,500
La Fayette Asset Securitization LLC CPABS4-2	COMMERCIAL PAPER - ABS- 4(2)		3/18/2025		50,000,000	4.67	\$49,886,500	\$49,891,000	\$4,500
La Fayette Asset Securitization LLC CPABS4-2	COMMERCIAL PAPER - ABS- 4(2)		3/18/2025		25,000,000	4.67	\$24,943,250	\$24,945,500	\$2,250
La Fayette Asset Securitization LLC CPABS4-2	COMMERCIAL PAPER - ABS- 4(2)		4/15/2025		50,000,000	4.52	\$49,718,250	\$49,721,104	\$2,854
La Fayette Asset Securitization LLC CPABS4-2	COMMERCIAL PAPER - ABS- 4(2)		4/21/2025		30,000,000	4.53	\$29,808,900	\$29,810,749	\$1,849
Longship Funding LLC CPABS4-2	COMMERCIAL PAPER - ABS- 4(2)		3/6/2025		83,000,000	4.58	\$82,938,165	\$82,939,845	\$1,680
Longship Funding LLC CPABS4-2	COMMERCIAL PAPER - ABS- 4(2)		3/7/2025		100,000,000	4.46	\$99,915,028	\$99,915,417	\$389

See notes at end of table.

INVENTORY OF HOLDINGS FOR FEBRUARY 2025

Security Name	Security Classification	Cpn	Maturity	Rate Reset	Par	Current Yield	Amort Cost (2)	Mkt Value (1)	Unrealized Gain/Loss
Longship Funding LLC CPABS4-2	COMMERCIAL PAPER - ABS- 4(2)		3/10/2025		50,000,000	4.44	\$49,939,444	\$49,939,568	\$123
Longship Funding LLC CPABS4-2	COMMERCIAL PAPER - ABS- 4(2)		3/20/2025		150,000,000	4.45	\$149,636,667	\$149,637,042	\$375
Longship Funding LLC CPABS4-2	COMMERCIAL PAPER - ABS- 4(2)		3/20/2025		30,000,000	4.46	\$29,927,167	\$29,927,408	\$242
Longship Funding LLC CPABS4-2	COMMERCIAL PAPER - ABS- 4(2)		5/8/2025		13,000,000	4.47	\$12,891,114	\$12,891,114	\$0
MUFG Bank Ltd. CP	COMMERCIAL PAPER		5/11/2025		250,000,000	4.49	\$248,114,167	\$248,117,955	\$3,788
Matchpoint Finance plc CPABS4-2	COMMERCIAL PAPER - ABS- 4(2)		4/4/2025		10,000,000	4.45	\$9,957,514	\$9,957,595	\$81
Matchpoint Finance plc CPABS4-2	COMMERCIAL PAPER - ABS- 4(2)		4/7/2025		50,000,000	4.54	\$49,766,194	\$49,769,748	\$3,554
Mizuho Bank Ltd. CDYAN	CERTIFICATE OF DEPOSIT - YANKEE	4.44	5/20/2025		300,000,000	4.50	\$300,000,000	\$299,987,196	-\$12,804
Mizuho Bank Ltd. CP4-2	COMMERCIAL PAPER - 4-2		4/10/2025		100,000,000	4.61	\$99,489,778	\$99,496,376	\$6,598
Mizuho Bank Ltd., Canada Branch TD	TIME DEPOSIT	4.34	3/3/2025		1,225,000,000	4.40	\$1,225,000,000	\$1,225,000,000	\$0
Mizuho Securities USA, Inc. - REPO TRIPARTY OVERNIGHT FIXED	REPO TRIPARTY OVERNIGHT FIXED	4.37	3/3/2025		500,000,000	4.43	\$500,000,000	\$500,000,000	\$0
NRW/Bank CP4-2	COMMERCIAL PAPER - 4-2		4/25/2025		200,000,000	4.43	\$198,676,222	\$198,684,414	\$8,192
National Bank of Canada, Feb 04, 2026	VARIABLE RATE COMMERCIAL PAPER - 4-2	4.67	2/4/2026	3/3/2025	250,000,000	4.73	\$250,000,000	\$250,000,000	\$0
National Bank of Canada, Feb 09, 2026	VARIABLE RATE COMMERCIAL PAPER - 4-2	4.67	2/9/2026	3/3/2025	130,000,000	4.73	\$130,000,000	\$130,000,000	\$0
National Bank of Canada, Montreal CP4-2	COMMERCIAL PAPER - 4-2		3/18/2025		150,000,000	5.41	\$149,616,750	\$149,674,913	\$58,163
National Bank of Canada, Montreal CP4-2	COMMERCIAL PAPER - 4-2		5/28/2025		90,000,000	5.56	\$88,831,875	\$89,032,125	\$200,250
National Bank of Canada, Montreal CP4-2	COMMERCIAL PAPER - 4-2		10/31/2025		50,000,000	4.57	\$48,519,792	\$48,549,566	\$29,774
National Bank of Canada, Montreal CP4-2	COMMERCIAL PAPER - 4-2		1/9/2026		175,000,000	4.51	\$168,415,625	\$168,551,142	\$135,517
National Bank of Canada, Montreal CP4-2	COMMERCIAL PAPER - 4-2		1/20/2026		62,000,000	4.51	\$59,582,982	\$59,639,388	\$56,406
National Bank of Canada, Montreal CP4-2	COMMERCIAL PAPER - 4-2		1/20/2026		180,000,000	4.51	\$172,982,850	\$173,146,610	\$163,760
National Bank of Canada, Montreal CP4-2	COMMERCIAL PAPER - 4-2		2/3/2026		225,000,000	4.53	\$215,820,000	\$216,084,107	\$264,107
National Bank of Canada, Montreal, Mar 13, 2025	VARIABLE RATE COMMERCIAL PAPER - 4-2	4.66	3/13/2025	3/3/2025	160,000,000	4.72	\$160,000,000	\$160,012,130	\$12,130
Nordea Bank Abp TD	TIME DEPOSIT	4.33	3/3/2025		675,000,000	4.39	\$675,000,000	\$675,000,000	\$0
Old Line Funding, LLC CPABS4-2	COMMERCIAL PAPER - ABS- 4(2)		9/25/2025		25,000,000	4.21	\$24,416,542	\$24,376,275	-\$40,266
Old Line Funding, LLC CPABS4-2	COMMERCIAL PAPER - ABS- 4(2)		10/20/2025		75,000,000	4.54	\$72,894,000	\$72,914,573	\$20,573
Old Line Funding, LLC CPABS4-2	COMMERCIAL PAPER - ABS- 4(2)		10/28/2025		50,000,000	4.53	\$48,551,361	\$48,564,089	\$12,727
Old Line Funding, LLC, Apr 21, 2025	COMMERCIAL PAPER ASSET BACKED CALLABLE	4.62	4/21/2025	3/3/2025	50,000,000	4.68	\$50,000,000	\$50,014,299	\$14,299
Old Line Funding, LLC, Apr 28, 2025	COMMERCIAL PAPER ASSET BACKED CALLABLE	4.62	4/28/2025	3/3/2025	100,000,000	4.68	\$100,000,000	\$100,036,514	\$36,514
Old Line Funding, LLC, May 01, 2025	COMMERCIAL PAPER ASSET BACKED CALLABLE	4.57	5/1/2025	3/3/2025	75,000,000	4.63	\$75,000,000	\$75,012,088	\$12,088
Old Line Funding, LLC, Nov 24, 2025	COMMERCIAL PAPER ASSET BACKED CALLABLE	4.62	11/24/2025	3/3/2025	50,000,000	4.68	\$50,000,000	\$50,014,530	\$14,530
Old Line Funding, LLC, Oct 23, 2025	COMMERCIAL PAPER ASSET BACKED CALLABLE	4.60	10/23/2025	3/3/2025	100,000,000	4.66	\$100,000,000	\$100,000,000	\$0
Overbaugh Family (2016) Survivorship Trust, Apr 01, 2042	VARIABLE RATE DEMAND NOTE	4.40	4/1/2042	3/6/2025	7,015,000	4.40	\$7,015,000	\$7,015,000	\$0
Paradelle Funding LLC CPABS4-2	COMMERCIAL PAPER - ABS- 4(2)		10/30/2025		20,000,000	4.56	\$19,411,689	\$19,418,114	\$6,425
Pennsylvania State Higher Education Assistance Agency, (Taxable Series A), 06/01/2054	MUNICIPAL VARIABLE RATE DEMAND NOTE	4.35	6/1/2054	3/6/2025	35,390,000	4.35	\$35,390,000	\$35,390,000	\$0
Podium Funding Trust CPABS3A3	COMMERCIAL PAPER - ABS 3A3		4/9/2025		100,000,000	4.51	\$99,511,111	\$99,514,444	\$3,333
Podium Funding Trust CPABS3A3	COMMERCIAL PAPER - ABS 3A3		5/11/2025		25,000,000	4.49	\$24,777,958	\$24,777,739	-\$220
Podium Funding Trust CPABS3A3	COMMERCIAL PAPER - ABS 3A3		6/3/2025		75,000,000	4.72	\$74,101,458	\$74,133,587	\$32,128
Podium Funding Trust CPABS3A3	COMMERCIAL PAPER - ABS 3A3		6/12/2025		27,000,000	4.66	\$26,650,560	\$26,660,274	\$9,714
Podium Funding Trust CPABS3A3	COMMERCIAL PAPER - ABS 3A3		8/22/2025		65,000,000	4.55	\$63,620,808	\$63,631,840	\$11,032
Podium Funding Trust CPABS3A3	COMMERCIAL PAPER - ABS 3A3		8/29/2025		50,000,000	4.67	\$48,872,611	\$48,905,590	\$32,979
Podium Funding Trust CPABS3A3	COMMERCIAL PAPER - ABS 3A3		9/2/2025		100,000,000	4.56	\$97,744,028	\$97,763,557	\$19,529
Podium Funding Trust, Oct 07, 2025	VARIABLE RATE COMMERCIAL PAPER-ABS 3A3	4.66	10/7/2025	3/3/2025	150,000,000	4.72	\$150,000,000	\$150,000,000	\$0
Ridgefield Funding Company, LLC Series A CPABS4-2	COMMERCIAL PAPER - ABS- 4(2)		3/17/2025		200,000,000	4.68	\$199,570,278	\$199,588,222	\$17,944
Ridgefield Funding Company, LLC Series A CPABS4-2	COMMERCIAL PAPER - ABS- 4(2)		3/21/2025		150,000,000	4.62	\$149,606,250	\$149,618,501	\$12,251

See notes at end of table.

INVENTORY OF HOLDINGS FOR FEBRUARY 2025

Security Name	Security Classification	Cpn	Maturity	Rate Reset	Par	Current Yield	Amort Cost (2)	Mkt Value (1)	Unrealized Gain/Loss
Royal Bank of Canada CP4-2	COMMERCIAL PAPER - 4-2		10/9/2025		150,000,000	4.54	\$145,986,000	\$146,068,014	\$82,014
Royal Bank of Canada CP4-2	COMMERCIAL PAPER - 4-2		11/6/2025		100,000,000	4.57	\$96,967,083	\$97,061,603	\$94,520
Royal Bank of Canada CP4-2	COMMERCIAL PAPER - 4-2		12/1/2025		200,000,000	4.58	\$193,314,667	\$193,550,494	\$235,827
Royal Bank of Canada, Jul 09, 2025	VARIABLE RATE COMMERCIAL PAPER - 4-2	4.71	7/9/2025	3/3/2025	200,000,000	4.78	\$200,000,000	\$200,137,390	\$137,390
Scheel Investments, LLC, Sep 01, 2041	VARIABLE RATE DEMAND NOTE	4.40	9/1/2041	3/6/2025	6,720,000	4.40	\$6,720,000	\$6,720,000	\$0
Sheffield Receivables Company LLC CPABS4-2	COMMERCIAL PAPER - ABS- 4(2)		3/13/2025		200,000,000	4.68	\$199,671,389	\$199,684,570	\$13,181
Sheffield Receivables Company LLC CPABS4-2	COMMERCIAL PAPER - ABS- 4(2)		3/17/2025		260,000,000	4.68	\$259,441,361	\$259,463,461	\$22,100
Sheffield Receivables Company LLC CPABS4-2	COMMERCIAL PAPER - ABS- 4(2)		3/19/2025		100,000,000	4.68	\$99,759,861	\$99,769,361	\$9,500
Sheffield Receivables Company LLC CPABS4-2	COMMERCIAL PAPER - ABS- 4(2)		3/20/2025		50,000,000	4.66	\$49,874,167	\$49,878,611	\$4,444
Sheffield Receivables Company LLC CPABS4-2	COMMERCIAL PAPER - ABS- 4(2)		5/9/2025		60,000,000	4.49	\$59,489,000	\$59,490,750	\$1,750
Sheffield Receivables Company LLC CPABS4-2	COMMERCIAL PAPER - ABS- 4(2)		5/16/2025		75,000,000	4.49	\$74,297,375	\$74,300,343	\$2,968
Sheffield Receivables Company LLC CPABS4-2	COMMERCIAL PAPER - ABS- 4(2)		6/23/2025		50,000,000	4.51	\$49,299,618	\$49,303,984	\$4,366
State Street Bank and Trust Co. CD	CERTIFICATE OF DEPOSIT	4.46	5/16/2025		85,000,000	4.52	\$85,000,000	\$85,007,913	\$7,913
Sumitomo Mitsui Banking Corp. CDYAN	CERTIFICATE OF DEPOSIT - YANKEE	4.56	3/28/2025		350,000,000	4.64	\$350,000,000	\$350,011,074	\$11,074
Sumitomo Mitsui Trust Bank Ltd. CDYAN	CERTIFICATE OF DEPOSIT - YANKEE	4.45	4/17/2025		150,000,000	4.51	\$150,000,000	\$149,998,533	-\$1,467
Sumitomo Mitsui Trust Bank Ltd. CDYAN	CERTIFICATE OF DEPOSIT - YANKEE	4.45	4/30/2025		200,000,000	4.51	\$200,000,000	\$199,985,248	-\$14,752
Sumitomo Mitsui Trust Bank Ltd. CDYAN	CERTIFICATE OF DEPOSIT - YANKEE	4.43	5/22/2025		9,000,000	4.49	\$9,000,000	\$8,999,471	-\$529
Sumitomo Mitsui Trust Bank Ltd. CP4-2	COMMERCIAL PAPER - 4-2		3/19/2025		50,000,000	4.65	\$49,880,986	\$49,885,956	\$4,970
Sumitomo Mitsui Trust Bank Ltd. CP4-2	COMMERCIAL PAPER - 4-2		3/21/2025		100,000,000	4.65	\$99,736,917	\$99,747,650	\$10,733
Sumitomo Mitsui Trust Bank Ltd. ECD(USD)	EURO CERTIFICATE OF DEPOSIT	0.00	4/8/2025		250,000,000	4.56	\$248,794,957	\$248,810,660	\$15,703
Sumitomo Mitsui Trust Bank Ltd. ECD(USD)	EURO CERTIFICATE OF DEPOSIT	0.00	5/12/2025		100,000,000	4.52	\$99,106,788	\$99,101,201	-\$5,587
Sumitomo Mitsui Trust Bank Ltd. ECD(USD)	EURO CERTIFICATE OF DEPOSIT	4.47	4/14/2025		25,000,000	4.53	\$25,000,000	\$25,000,000	\$0
Sumitomo Mitsui Trust Bank Ltd. ECD(USD)	EURO CERTIFICATE OF DEPOSIT	4.66	3/11/2025		200,000,000	4.74	\$200,000,000	\$200,000,000	\$0
Sumitomo Mitsui Trust Bank Ltd. ECD(USD)	EURO CERTIFICATE OF DEPOSIT	4.66	3/17/2025		180,000,000	4.74	\$180,000,000	\$180,000,000	\$0
Svenska Handelsbanken, Stockholm CP4-2	COMMERCIAL PAPER - 4-2		4/2/2025		50,000,000	4.54	\$49,799,708	\$49,799,553	-\$156
Taxable Tender Option Bond Trust 2021-MIZ9064TX, (Series 2021-MIZ-9064TX), 11/01/2056	MUNICIPAL VARIABLE RATE DEMAND NOTE	4.72	11/1/2056	3/6/2025	13,000,000	4.72	\$13,000,000	\$13,000,000	\$0
Taxable Tender Option Bond Trust 2022-MIZ9084TX, (Series 2022-MIZ-9084TX), 02/01/2027	MUNICIPAL VARIABLE RATE DEMAND NOTE	4.72	2/1/2027	3/6/2025	10,300,000	4.72	\$10,300,000	\$10,300,000	\$0
Taxable Tender Option Bond Trust 2022-MIZ9094TX, (Series 2022-MIZ-9094TX), 12/01/2059	MUNICIPAL VARIABLE RATE DEMAND NOTE	4.72	12/1/2059	3/6/2025	1,500,000	4.72	\$1,500,000	\$1,500,000	\$0
Texas State, Veterans Bonds (Taxable Series 2023A), 12/01/2054	MUNICIPAL VARIABLE RATE DEMAND NOTE	4.40	12/1/2054	3/5/2025	17,725,000	4.40	\$17,725,000	\$17,725,000	\$0
The Greathouse 2021 Children's Trust, Dec 01, 2046	VARIABLE RATE DEMAND NOTE	4.40	12/1/2046	3/6/2025	13,625,000	4.40	\$13,625,000	\$13,625,000	\$0
Thunder Bay Funding, LLC, Apr 14, 2025	COMMERCIAL PAPER ASSET BACKED CALLABLE	4.58	4/14/2025	3/3/2025	100,000,000	4.64	\$100,000,000	\$100,009,982	\$9,982
Thunder Bay Funding, LLC, Apr 17, 2025	COMMERCIAL PAPER ASSET BACKED CALLABLE	4.57	4/17/2025	3/3/2025	50,000,000	4.63	\$50,000,000	\$50,002,890	\$2,890
Thunder Bay Funding, LLC, Aug 21, 2025	COMMERCIAL PAPER ASSET BACKED CALLABLE	4.61	8/21/2025	3/3/2025	100,000,000	4.67	\$100,000,000	\$100,000,000	\$0

See notes at end of table.

INVENTORY OF HOLDINGS FOR FEBRUARY 2025

Security Name	Security Classification	Cpn	Maturity	Rate Reset	Par	Current Yield	Amort Cost (2)	Mkt Value (1)	Unrealized Gain/Loss
Toronto Dominion Bank CDYAN	CERTIFICATE OF DEPOSIT - YANKEE	4.55	10/22/2025		10,000,000	4.57	\$10,000,000	\$10,004,481	\$4,481
Toronto Dominion Bank CDYAN	CERTIFICATE OF DEPOSIT - YANKEE	5.40	3/28/2025		95,000,000	5.42	\$95,000,000	\$95,057,795	\$57,795
Toronto Dominion Bank CDYAN	CERTIFICATE OF DEPOSIT - YANKEE	4.50	1/22/2026		195,000,000	4.51	\$195,000,000	\$195,177,624	\$177,624
Toronto Dominion Bank CDYAN	CERTIFICATE OF DEPOSIT - YANKEE	4.55	2/12/2026		50,000,000	4.56	\$50,000,000	\$50,081,062	\$81,062
Toronto Dominion Bank CDYAN	CERTIFICATE OF DEPOSIT - YANKEE	5.53	5/28/2025		15,000,000	5.55	\$15,000,000	\$15,033,792	\$33,792
Toronto Dominion Bank CP4-2	COMMERCIAL PAPER - 4-2		3/20/2025		50,000,000	4.64	\$49,876,111	\$49,879,306	\$3,194
Toronto Dominion Bank CP4-2	COMMERCIAL PAPER - 4-2		4/2/2025		100,000,000	5.44	\$99,528,833	\$99,598,555	\$69,722
Toronto Dominion Bank CP4-2	COMMERCIAL PAPER - 4-2		5/28/2025		40,000,000	5.55	\$39,481,822	\$39,568,366	\$86,544
Toronto Dominion Bank CP4-2	COMMERCIAL PAPER - 4-2		7/11/2025		125,000,000	5.44	\$122,802,656	\$123,145,391	\$342,735
Toronto Dominion Bank CP4-2	COMMERCIAL PAPER - 4-2		7/3/2025		200,000,000	5.44	\$196,430,556	\$196,985,996	\$555,440
Toronto Dominion Bank CP4-2	COMMERCIAL PAPER - 4-2		12/3/2025		90,000,000	4.61	\$86,955,900	\$87,051,764	\$95,864
Toronto Dominion Bank, Feb 27, 2026	VARIABLE RATE COMMERCIAL PAPER - 4-2	4.65	2/27/2026	3/3/2025	255,000,000	4.71	\$255,000,000	\$255,000,000	\$0
TotalEnergies Capital Canada Ltd. CP4-2	COMMERCIAL PAPER - 4-2		5/2/2025		175,000,000	4.48	\$173,661,688	\$173,664,750	\$3,062
TotalEnergies Capital S.A. CP4-2	COMMERCIAL PAPER - 4-2		3/3/2025		45,000,000	4.44	\$44,983,650	\$44,983,715	\$65
Toyota Credit Canada Inc. CP	COMMERCIAL PAPER		7/23/2025		50,000,000	4.71	\$49,093,750	\$49,115,903	\$22,153
Toyota Credit De Puerto Rico Corp. CP	COMMERCIAL PAPER		7/23/2025		50,000,000	4.67	\$49,093,750	\$49,102,813	\$9,063
Toyota Finance Australia Ltd. CP	COMMERCIAL PAPER		7/9/2025		50,000,000	4.64	\$49,183,069	\$49,207,390	\$24,320
Toyota Motor Credit Corp. CP	COMMERCIAL PAPER		4/24/2025		100,000,000	4.73	\$99,304,861	\$99,334,144	\$29,283
Toyota Motor Credit Corp., Apr 14, 2025	VARIABLE MEDIUM TERM NOTE	4.68	4/14/2025	3/3/2025	110,000,000	4.75	\$110,000,000	\$110,012,400	\$12,400
Toyota Motor Credit Corp., Feb 24, 2026	VARIABLE MEDIUM TERM NOTE	4.63	2/24/2026	3/3/2025	125,000,000	4.69	\$125,000,000	\$125,010,415	\$10,415
Toyota Motor Credit Corp., Sep 17, 2025	VARIABLE MEDIUM TERM NOTE	4.68	9/17/2025	3/3/2025	150,000,000	4.75	\$150,000,000	\$150,064,424	\$64,424
Truist Bank CD	CERTIFICATE OF DEPOSIT	4.40	3/31/2025		100,000,000	4.46	\$100,000,000	\$99,993,669	-\$6,331
Truist Bank CD	CERTIFICATE OF DEPOSIT	4.47	5/23/2025		135,000,000	4.53	\$135,000,000	\$135,003,964	\$3,964
Truist Bank CD	CERTIFICATE OF DEPOSIT	4.45	5/11/2025		50,000,000	4.51	\$50,000,000	\$50,000,202	\$202
Truist Bank CD	CERTIFICATE OF DEPOSIT	4.43	4/9/2025		300,000,000	4.49	\$300,000,000	\$299,990,499	-\$9,501
Truist Bank CD	CERTIFICATE OF DEPOSIT	4.43	3/31/2025		150,000,000	4.49	\$150,000,000	\$149,996,879	-\$3,122
UnitedHealth Group, Inc. CP4-2	COMMERCIAL PAPER - 4-2		3/3/2025		50,000,000	4.39	\$49,981,958	\$49,981,816	-\$143
Victory Receivables Corp. CPABS4-2	COMMERCIAL PAPER - ABS- 4(2)		3/7/2025		75,000,000	4.75	\$74,932,625	\$74,936,417	\$3,792
Victory Receivables Corp. CPABS4-2	COMMERCIAL PAPER - ABS- 4(2)		3/26/2025		90,000,000	4.61	\$89,708,800	\$89,715,878	\$7,078
Victory Receivables Corp. CPABS4-2	COMMERCIAL PAPER - ABS- 4(2)		3/27/2025		50,000,000	4.60	\$49,832,000	\$49,836,000	\$4,000
Victory Receivables Corp. CPABS4-2	COMMERCIAL PAPER - ABS- 4(2)		4/2/2025		224,500,000	4.55	\$223,586,285	\$223,598,839	\$12,554
Victory Receivables Corp. CPABS4-2	COMMERCIAL PAPER - ABS- 4(2)		4/3/2025		97,000,000	4.55	\$96,593,247	\$96,598,865	\$5,619
Victory Receivables Corp. CPABS4-2	COMMERCIAL PAPER - ABS- 4(2)		4/11/2025		185,000,000	4.56	\$184,041,700	\$184,055,514	\$13,814
Victory Receivables Corp. CPABS4-2	COMMERCIAL PAPER - ABS- 4(2)		5/2/2025		70,000,000	4.49	\$69,463,450	\$69,464,675	\$1,225
Westlake Automobile Receivables Trust 2024-3, A1, 4.919%, 10/15/2025	ASSET BACKED NOTE	4.92	10/15/2025		3,613,893	0.00	\$3,613,893	\$3,614,596	\$703
Westpac Banking Corp. Ltd., Sydney CP4-2	COMMERCIAL PAPER - 4-2		9/26/2025		75,000,000	4.19	\$73,250,000	\$73,141,063	-\$108,937
Westpac Banking Corp. Ltd., Sydney CP4-2	COMMERCIAL PAPER - 4-2		9/29/2025		100,000,000	4.25	\$97,603,750	\$97,487,665	-\$116,085
Wylie Bice Life Insurance Trust, Aug 01, 2046	VARIABLE RATE DEMAND NOTE	4.40	8/1/2046	3/6/2025	7,625,000	4.40	\$7,625,000	\$7,625,000	\$0
					33,590,523,641		\$33,468,412,440	\$33,472,989,967	\$4,577,527

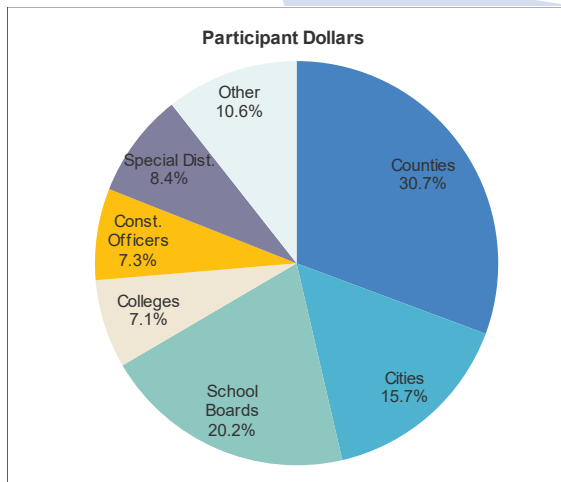
Notes: The data included in this report is unaudited. Amounts above are the value of investments. Income accruals, payables and uninvested cash are not included. Amortizations/accretions are reported with a one-day lag in the above valuations.

¹ Market values of the portfolio securities are provided by the custodian, BNY Mellon. The portfolio manager, Federated Hermes, is the source for other data shown above.

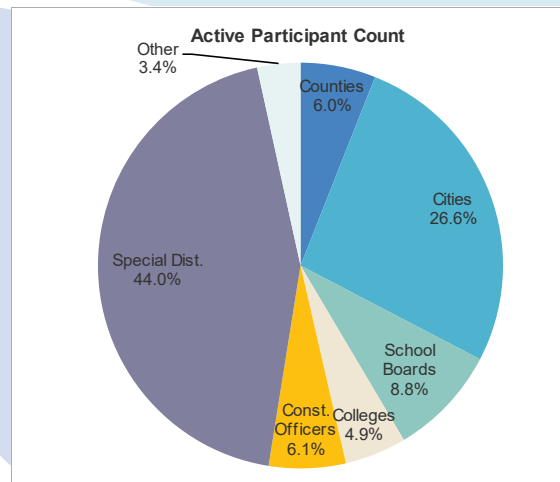
² Amortized cost is calculated using a straight line method.

PARTICIPANT CONCENTRATION DATA - AS OF FEBRUARY 28 2025

Participant Balance	Share of Total Fund	Share of Participant Count	Participant Balance	Share of Total Fund	Share of Participant Count
All Participants	100.0%	100.0%	Colleges & Universities	7.1%	4.9%
Top 10	35.5%	1.2%	Top 10	6.2%	1.2%
\$100 million or more	79.6%	9.7%	\$100 million or more	5.4%	0.6%
\$10 million up to \$100 million	18.2%	20.7%	\$10 million up to \$100 million	1.7%	2.0%
\$1 million up to \$10 million	2.0%	22.0%	\$1 million up to \$10 million	0.1%	0.6%
Under \$1 million	0.3%	47.6%	Under \$1 million	0.00%	1.7%
Counties	30.7%	6.0%	Constitutional Officers	7.3%	6.1%
Top 10	25.0%	1.2%	Top 10	6.3%	1.2%
\$100 million or more	29.5%	2.3%	\$100 million or more	6.1%	0.4%
\$10 million up to \$100 million	1.0%	1.1%	\$10 million up to \$100 million	1.0%	1.2%
\$1 million up to \$10 million	0.1%	1.1%	\$1 million up to \$10 million	0.2%	1.6%
Under \$1 million	0.0%	1.5%	Under \$1 million	0.0%	2.9%
Municipalities	15.7%	26.6%	Special Districts	8.4%	44.0%
Top 10	5.6%	1.2%	Top 10	4.9%	1.2%
\$100 million or more	6.8%	1.7%	\$100 million or more	4.1%	0.9%
\$10 million up to \$100 million	8.2%	9.2%	\$10 million up to \$100 million	3.4%	4.0%
\$1 million up to \$10 million	0.6%	5.9%	\$1 million up to \$10 million	0.7%	10.6%
Under \$1 million	0.1%	9.8%	Under \$1 million	0.2%	28.6%
School Boards	20.2%	8.8%	Other	10.6%	3.4%
Top 10	11.9%	1.2%	Top 10	8.4%	1.2%
\$100 million or more	17.7%	2.8%	\$100 million or more	9.9%	1.0%
\$10 million up to \$100 million	2.3%	2.7%	\$10 million up to \$100 million	0.6%	0.5%
\$1 million up to \$10 million	0.1%	1.1%	\$1 million up to \$10 million	0.1%	1.1%
Under \$1 million	0.0%	2.2%	Under \$1 million	0.0%	0.9%



Total Fund Value: \$33,396,250,236



Total Active Participant Count: 815

Note: Active accounts include only those participant accounts valued above zero.

COMPLIANCE WITH INVESTMENT POLICY FOR FEBRUARY 28, 2025

As investment manager, Federated monitors compliance daily on Florida PRIME to ensure that investment practices comply with the requirements of the Investment Policy Statement (IPS). Federated provides a monthly compliance report to the SBA and is required to notify the Investment Oversight Group (IOG) of compliance exceptions within 24 hours of identification. The IOG will meet as necessary based on the occurrence and resolution of compliance exceptions or upon the occurrence of a material event. Minutes from the IOG meetings are posted to the Florida PRIME website.

In addition to the compliance testing performed by Federated, SBA Risk Management and Compliance conducts daily independent testing on Florida PRIME using a risk-based approach. Under this approach, each IPS parameter is ranked as “High” or “Low” with respect to the level of risk associated with a potential guideline breach. Negative test results are subject to independent verification and review for possible escalation. These rankings, along with the frequency for testing, are reviewed and approved by the IOG on an annual basis or more often if market conditions dictate. Additionally, any parameter reported in “Fail” status on the Federated compliance report, regardless of risk ranking, is also independently verified and escalated accordingly. The results of independent testing are currently reported monthly to the IOG.

Test by Source	Pass/Fail
Securities must be USD denominated	Pass
<u>Ratings requirements</u>	
First Tier Securities	Pass
Long-term securities must have long-term ratings in the three highest categories	Pass
Commercial Paper must have short-term ratings from at least one NRSRO	Pass
Securities in Highest Rating Category (A-1+ or equivalent)	Pass
Repurchase Agreement Counterparties must be rated by S&P	Pass
S&P Weighted Average Life	Pass
<u>Maturity</u>	
Individual Security	Pass
Government floating rate notes/variable rate notes	Pass
Dollar Weighted Average Maturity	Pass
Weighted Average Life	Pass
<u>Issuer Diversification</u>	
First tier issuer (limit does not apply to cash, cash items, U.S. Government securities and repo collateralized by these securities)	Pass
Demand Feature and Guarantor Diversification	
First Tier securities issued by or subject to demand features and guarantees of a non-controlled person	Pass
First Tier securities issued by or subject to demand features and guarantees of a controlled person	Pass

Test by Source	Pass/Fail
<u>Money Market Mutual Funds</u>	
Invested in any one Money Market Mutual Fund	Pass
<u>Repurchase Agreements</u>	
Repurchase Agreement Counterparty Rating	Pass
Term Repurchase Agreements with any single dealer - Counterparty Rating A-1+ (2-5 business days)	Pass
Term Repurchase Agreements with any single dealer - Counterparty Rating A-1 (2-5 business days)	Pass
Term Repurchase Agreements with any single dealer - Counterparty Rating A-1+ (More than 5 business days)	Pass
Term Repurchase Agreements with any single dealer - Counterparty Rating A-1 (More than 5 business days)	Pass
Repurchase Agreements with any single dealer - Counterparty Rating A-1	Pass
<u>Concentration Tests</u>	
Industry Concentration, excluding financial services industry	Pass
Any Single Government Agency	Pass
<u>Illiquid Securities</u>	Pass
Assets invested in securities accessible within 1 business day	Pass
Assets invested in securities accessible within 5 business days	Pass

TRADING ACTIVITY FOR FEBRUARY 2025

Description	Maturity Date	Trade Date	Settle Date	event type	Par or Shares	Principal	Traded Interest	Settlement Amount	Realized Gain(Loss)
ALBION CAPITAL LLC CPABS4	03/19/25	02/20/25	02/20/25	BUY	25,000,000	24,917,500	0	24,917,500	0
ALBION CAPITAL LLC CPABS4	05/20/25	02/19/25	02/20/25	BUY	20,000,000	19,782,444	0	19,782,444	0
ALBION CAPITAL LLC CPABS4	05/28/25	02/27/25	02/28/25	BUY	50,000,000	49,457,347	0	49,457,347	0
ALBION CAPITAL LLC CPABS4	05/28/25	02/27/25	02/28/25	BUY	15,000,000	14,837,204	0	14,837,204	0
ANGLESEA FUNDING LLC PABS4	02/14/25	02/07/25	02/07/25	BUY	50,000,000	49,957,806	0	49,957,806	0
ANGLESEA FUNDING LLC PABS4	02/14/25	02/07/25	02/07/25	BUY	50,000,000	49,957,806	0	49,957,806	0
ANGLESEA FUNDING LLC PABS4	02/14/25	02/07/25	02/07/25	BUY	45,000,000	44,962,025	0	44,962,025	0
ANGLESEA FUNDING LLC PABS4	02/18/25	02/05/25	02/05/25	BUY	50,000,000	49,921,458	0	49,921,458	0
ANGLESEA FUNDING LLC PABS4	02/18/25	02/05/25	02/05/25	BUY	35,000,000	34,945,021	0	34,945,021	0
ANGLESEA FUNDING LLC PABS4	02/21/25	02/14/25	02/14/25	BUY	50,000,000	49,957,806	0	49,957,806	0
ANGLESEA FUNDING LLC PABS4	02/21/25	02/14/25	02/14/25	BUY	50,000,000	49,957,806	0	49,957,806	0
ANGLESEA FUNDING LLC PABS4	02/21/25	02/14/25	02/14/25	BUY	50,000,000	49,957,806	0	49,957,806	0
ANGLESEA FUNDING LLC PABS4	02/25/25	02/18/25	02/18/25	BUY	50,000,000	49,957,806	0	49,957,806	0
ANGLESEA FUNDING LLC PABS4	02/25/25	02/18/25	02/18/25	BUY	20,000,000	19,983,122	0	19,983,122	0
ANGLESEA FUNDING LLC PABS4	02/28/25	02/21/25	02/21/25	BUY	50,000,000	49,957,806	0	49,957,806	0
ANGLESEA FUNDING LLC PABS4	02/28/25	02/21/25	02/21/25	BUY	25,000,000	24,978,903	0	24,978,903	0
ANGLESEA FUNDING LLC PABS4	02/28/25	02/21/25	02/21/25	BUY	50,000,000	49,957,806	0	49,957,806	0
ANGLESEA FUNDING LLC PABS4	03/04/25	02/25/25	02/25/25	BUY	50,000,000	49,957,806	0	49,957,806	0
ANGLESEA FUNDING LLC PABS4	03/04/25	02/25/25	02/25/25	BUY	50,000,000	49,957,806	0	49,957,806	0
ANGLESEA FUNDING LLC PABS4	03/04/25	02/25/25	02/25/25	BUY	20,000,000	19,983,122	0	19,983,122	0
ANGLESEA FUNDING LLC PABS4	04/08/25	02/28/25	02/28/25	BUY	50,000,000	49,763,292	0	49,763,292	0
ANGLESEA FUNDING LLC PABS4	04/08/25	02/28/25	02/28/25	BUY	50,000,000	49,763,292	0	49,763,292	0
ANGLESEA FUNDING LLC PABS4	04/08/25	02/28/25	02/28/25	BUY	40,000,000	39,810,633	0	39,810,633	0
ANGLESEA FUNDING LLC PABS4	06/03/25	02/18/25	02/18/25	BUY	50,000,000	49,361,250	0	49,361,250	0
ANGLESEA FUNDING LLC PABS4	06/03/25	02/18/25	02/18/25	BUY	50,000,000	49,361,250	0	49,361,250	0
ANGLESEA FUNDING LLC PABS4	06/09/25	02/19/25	02/19/25	BUY	50,000,000	49,330,833	0	49,330,833	0
ANGLESEA FUNDING LLC PABS4	06/09/25	02/19/25	02/19/25	BUY	30,000,000	29,598,500	0	29,598,500	0
ANTALIS S.A, CPABS4 CPABS4	02/28/25	02/21/25	02/21/25	BUY	50,000,000	49,957,417	0	49,957,417	0
ANTALIS S.A, CPABS4 CPABS4	02/28/25	02/21/25	02/21/25	BUY	20,000,000	19,982,967	0	19,982,967	0
ASCENSION HEALTH ALCP	04/22/25	02/26/25	02/26/25	BUY	28,733,000	28,540,728	0	28,540,728	0
BANK OF AMERICA N,ACD	02/14/25	02/06/25	02/06/25	BUY	50,000,000	50,000,000	0	50,000,000	0
BANK OF AMERICA N,ACD	02/14/25	02/06/25	02/06/25	BUY	50,000,000	50,000,000	0	50,000,000	0
BANK OF AMERICA N,ACD	02/14/25	02/06/25	02/06/25	BUY	50,000,000	50,000,000	0	50,000,000	0
BANK OF AMERICA N,ACD	02/14/25	02/06/25	02/06/25	BUY	50,000,000	50,000,000	0	50,000,000	0
BANK OF AMERICA N,ACD	02/21/25	02/14/25	02/14/25	BUY	50,000,000	50,000,000	0	50,000,000	0
BANK OF AMERICA N,ACD	02/21/25	02/14/25	02/14/25	BUY	50,000,000	50,000,000	0	50,000,000	0
BANK OF AMERICA N,ACD	02/21/25	02/14/25	02/14/25	BUY	50,000,000	50,000,000	0	50,000,000	0
BANK OF AMERICA N,ACD	02/21/25	02/14/25	02/14/25	BUY	10,000,000	10,000,000	0	10,000,000	0
BANK OF AMERICA N,ACD	02/28/25	02/21/25	02/21/25	BUY	50,000,000	50,000,000	0	50,000,000	0
BANK OF AMERICA N,ACD	02/28/25	02/21/25	02/21/25	BUY	50,000,000	50,000,000	0	50,000,000	0
BANK OF AMERICA N,ACD	02/28/25	02/21/25	02/21/25	BUY	50,000,000	50,000,000	0	50,000,000	0
BANK OF AMERICA N,ACD	02/28/25	02/21/25	02/21/25	BUY	5,000,000	5,000,000	0	5,000,000	0
BANK OF AMERICA N,ABNOTE	03/07/25	02/28/25	02/28/25	BUY	50,000,000	50,000,000	0	50,000,000	0
BANK OF AMERICA N,ABNOTE	03/07/25	02/28/25	02/28/25	BUY	50,000,000	50,000,000	0	50,000,000	0
BANK OF AMERICA N,ABNOTE	03/07/25	02/28/25	02/28/25	BUY	25,000,000	25,000,000	0	25,000,000	0

TRADING ACTIVITY FOR FEBRUARY 2025

Description	Maturity Date	Trade Date	Settle Date	event type	Par or Shares	Principal	Traded Interest	Settlement Amount	Realized Gain(Loss)
BANK OF NEW YORK MEC4-2	02/25/25	02/11/25	02/11/25	BUY	50,000,000	49,915,417	0	49,915,417	0
BANK OF NEW YORK MEC4-2	02/25/25	02/11/25	02/11/25	BUY	10,000,000	9,983,083	0	9,983,083	0
BANK OF NEW YORK MEC4-2	03/04/25	02/25/25	02/25/25	BUY	50,000,000	49,957,806	0	49,957,806	0
BANK OF NEW YORK MEC4-2	03/04/25	02/25/25	02/25/25	BUY	50,000,000	49,957,806	0	49,957,806	0
BANK OF NEW YORK MEC4-2	03/04/25	02/25/25	02/25/25	BUY	15,500,000	15,486,920	0	15,486,920	0
BANK OF NOVA SCOTIA/THE	02/04/26	02/03/25	02/04/25	BUY	50,000,000	50,000,000	0	50,000,000	0
BANK OF NOVA SCOTIA/THE	02/04/26	02/03/25	02/04/25	BUY	50,000,000	50,000,000	0	50,000,000	0
BANK OF NOVA SCOTIA/THE	02/04/26	02/03/25	02/04/25	BUY	50,000,000	50,000,000	0	50,000,000	0
BANK OF NOVA SCOTIA/THE	02/04/26	02/03/25	02/04/25	BUY	50,000,000	50,000,000	0	50,000,000	0
BANK OF NOVA SCOTIA/THE	02/04/26	02/03/25	02/04/25	BUY	50,000,000	50,000,000	0	50,000,000	0
BEDFORD ROW FUNDING CORP	08/26/25	02/13/25	02/13/25	BUY	50,000,000	50,000,000	0	50,000,000	0
BEDFORD ROW FUNDING CORP	08/26/25	02/13/25	02/13/25	BUY	50,000,000	50,000,000	0	50,000,000	0
BEDFORD ROW FUNDING CORP	08/26/25	02/13/25	02/13/25	BUY	50,000,000	50,000,000	0	50,000,000	0
BEDFORD ROW FUNDING CORP	08/26/25	02/13/25	02/13/25	BUY	50,000,000	50,000,000	0	50,000,000	0
BENNINGTON STARK CACPABS4	02/14/25	02/07/25	02/07/25	BUY	50,000,000	49,957,708	0	49,957,708	0
BENNINGTON STARK CACPABS4	02/14/25	02/07/25	02/07/25	BUY	50,000,000	49,957,708	0	49,957,708	0
BENNINGTON STARK CACPABS4	02/14/25	02/07/25	02/07/25	BUY	50,000,000	49,957,708	0	49,957,708	0
BENNINGTON STARK CACPABS4	02/14/25	02/07/25	02/07/25	BUY	50,000,000	49,957,708	0	49,957,708	0
BENNINGTON STARK CACPABS4	02/21/25	02/14/25	02/14/25	BUY	50,000,000	49,957,708	0	49,957,708	0
BENNINGTON STARK CACPABS4	02/21/25	02/14/25	02/14/25	BUY	50,000,000	49,957,708	0	49,957,708	0
BENNINGTON STARK CACPABS4	02/21/25	02/14/25	02/14/25	BUY	50,000,000	49,957,708	0	49,957,708	0
BENNINGTON STARK CACPABS4	02/21/25	02/14/25	02/14/25	BUY	50,000,000	49,957,708	0	49,957,708	0
BENNINGTON STARK CACPABS4	02/21/25	02/14/25	02/14/25	BUY	50,000,000	49,957,708	0	49,957,708	0
BENNINGTON STARK CACPABS4	02/21/25	02/14/25	02/14/25	BUY	50,000,000	49,957,708	0	49,957,708	0
BENNINGTON STARK CACPABS4	02/21/25	02/14/25	02/14/25	BUY	10,000,000	9,991,542	0	9,991,542	0
BENNINGTON STARK CACPABS4	02/28/25	02/21/25	02/21/25	BUY	50,000,000	49,957,708	0	49,957,708	0
BENNINGTON STARK CACPABS4	02/28/25	02/21/25	02/21/25	BUY	50,000,000	49,957,708	0	49,957,708	0
BENNINGTON STARK CACPABS4	02/28/25	02/21/25	02/21/25	BUY	50,000,000	49,957,708	0	49,957,708	0
BENNINGTON STARK CACPABS4	02/28/25	02/21/25	02/21/25	BUY	50,000,000	49,957,708	0	49,957,708	0
BENNINGTON STARK CACPABS4	02/28/25	02/21/25	02/21/25	BUY	35,000,000	34,970,396	0	34,970,396	0
BENNINGTON STARK CACPABS4	03/07/25	02/28/25	02/28/25	BUY	50,000,000	49,957,708	0	49,957,708	0
BENNINGTON STARK CACPABS4	03/07/25	02/28/25	02/28/25	BUY	50,000,000	49,957,708	0	49,957,708	0
BENNINGTON STARK CACPABS4	03/07/25	02/28/25	02/28/25	BUY	50,000,000	49,957,708	0	49,957,708	0
BENNINGTON STARK CACPABS4	03/07/25	02/28/25	02/28/25	BUY	50,000,000	49,957,708	0	49,957,708	0
BENNINGTON STARK CACPABS4	03/21/25	02/20/25	02/20/25	BUY	25,340,000	25,250,796	0	25,250,796	0
BNG BANK N,Y,CP4-2CP4-2	02/19/25	02/12/25	02/12/25	BUY	50,000,000	49,957,951	0	49,957,951	0
CANADIAN IMPERIAL BCDYAN	03/04/26	02/03/25	02/04/25	BUY	50,000,000	50,000,000	0	50,000,000	0
CANADIAN IMPERIAL BCDYAN	03/04/26	02/03/25	02/04/25	BUY	50,000,000	50,000,000	0	50,000,000	0
CANADIAN IMPERIAL BCDYAN	03/04/26	02/03/25	02/04/25	BUY	50,000,000	50,000,000	0	50,000,000	0
CANADIAN IMPERIAL BCDYAN	03/04/26	02/03/25	02/04/25	BUY	50,000,000	50,000,000	0	50,000,000	0
CHESHAM FINANCE LLCPCABS4	02/11/25	02/03/25	02/04/25	BUY	50,000,000	49,957,806	0	49,957,806	0
CHESHAM FINANCE LLCPCABS4	02/11/25	02/03/25	02/04/25	BUY	50,000,000	49,957,806	0	49,957,806	0
CHESHAM FINANCE LLCPCABS4	02/11/25	02/03/25	02/04/25	BUY	50,000,000	49,957,806	0	49,957,806	0
CHESHAM FINANCE LLCPCABS4	02/18/25	02/10/25	02/11/25	BUY	50,000,000	49,957,806	0	49,957,806	0
CHESHAM FINANCE LLCPCABS4	02/18/25	02/10/25	02/11/25	BUY	50,000,000	49,957,806	0	49,957,806	0
CHESHAM FINANCE LLCPCABS4	02/18/25	02/10/25	02/11/25	BUY	50,000,000	49,957,806	0	49,957,806	0
CHESHAM FINANCE LLCPCABS4	02/25/25	02/14/25	02/18/25	BUY	50,000,000	49,957,806	0	49,957,806	0
CHESHAM FINANCE LLCPCABS4	02/25/25	02/14/25	02/18/25	BUY	50,000,000	49,957,806	0	49,957,806	0
CHESHAM FINANCE LLCPCABS4	02/25/25	02/14/25	02/18/25	BUY	50,000,000	49,957,806	0	49,957,806	0

TRADING ACTIVITY FOR FEBRUARY 2025

Description	Maturity Date	Trade Date	Settle Date	event type	Par or Shares	Principal	Traded Interest	Settlement Amount	Realized Gain(Loss)
CHESHAM FINANCE LLCCPABS4	03/04/25	02/25/25	02/25/25	BUY	50,000,000	49,957,806	0	49,957,806	0
CHESHAM FINANCE LLCCPABS4	03/04/25	02/25/25	02/25/25	BUY	50,000,000	49,957,806	0	49,957,806	0
CHESHAM FINANCE LLCCPABS4	03/04/25	02/25/25	02/25/25	BUY	50,000,000	49,957,806	0	49,957,806	0
CHESHAM FINANCE LLCCPABS4	02/11/25	02/03/25	02/04/25	BUY	50,000,000	49,957,806	0	49,957,806	0
CHESHAM FINANCE LLCCPABS4	02/11/25	02/03/25	02/04/25	BUY	28,000,000	27,976,371	0	27,976,371	0
CHESHAM FINANCE LLCCPABS4	02/11/25	02/03/25	02/04/25	BUY	50,000,000	49,957,806	0	49,957,806	0
CHESHAM FINANCE LLCCPABS4	02/11/25	02/03/25	02/04/25	BUY	50,000,000	49,957,806	0	49,957,806	0
CHESHAM FINANCE LLCCPABS4	02/11/25	02/03/25	02/04/25	BUY	50,000,000	49,957,806	0	49,957,806	0
CHESHAM FINANCE LLCCPABS4	02/18/25	02/10/25	02/11/25	BUY	50,000,000	49,957,806	0	49,957,806	0
CHESHAM FINANCE LLCCPABS4	02/18/25	02/10/25	02/11/25	BUY	50,000,000	49,957,806	0	49,957,806	0
CHESHAM FINANCE LLCCPABS4	02/18/25	02/10/25	02/11/25	BUY	50,000,000	49,957,806	0	49,957,806	0
CHESHAM FINANCE LLCCPABS4	02/18/25	02/10/25	02/11/25	BUY	27,000,000	26,977,215	0	26,977,215	0
CHESHAM FINANCE LLCCPABS4	02/18/25	02/10/25	02/11/25	BUY	50,000,000	49,957,806	0	49,957,806	0
CHESHAM FINANCE LLCCPABS4	02/25/25	02/14/25	02/18/25	BUY	50,000,000	49,957,806	0	49,957,806	0
CHESHAM FINANCE LLCCPABS4	02/25/25	02/14/25	02/18/25	BUY	50,000,000	49,957,806	0	49,957,806	0
CHESHAM FINANCE LLCCPABS4	02/25/25	02/14/25	02/18/25	BUY	27,000,000	26,977,215	0	26,977,215	0
CHESHAM FINANCE LLCCPABS4	02/25/25	02/14/25	02/18/25	BUY	50,000,000	49,957,806	0	49,957,806	0
CHESHAM FINANCE LLCCPABS4	03/04/25	02/25/25	02/25/25	BUY	50,000,000	49,957,806	0	49,957,806	0
CHESHAM FINANCE LLCCPABS4	03/04/25	02/25/25	02/25/25	BUY	50,000,000	49,957,806	0	49,957,806	0
CHESHAM FINANCE LLCCPABS4	03/04/25	02/25/25	02/25/25	BUY	50,000,000	49,957,806	0	49,957,806	0
CHESHAM FINANCE LLCCPABS4	03/04/25	02/25/25	02/25/25	BUY	50,000,000	49,957,806	0	49,957,806	0
CHESHAM FINANCE LLCCPABS4	03/04/25	02/25/25	02/25/25	BUY	23,000,000	22,980,591	0	22,980,591	0
COLLATERALIZED COMMERCIAL PAPER FLEX CO LLC	10/30/25	02/05/25	02/05/25	BUY	25,000,000	25,000,000	0	25,000,000	0
COLLATERALIZED COMMERCIAL PAPER FLEX CO LLC	11/07/25	02/10/25	02/10/25	BUY	50,000,000	50,000,000	0	50,000,000	0
COLLATERALIZED COMMERCIAL PAPER FLEX CO LLC	11/07/25	02/10/25	02/10/25	BUY	20,000,000	20,000,000	0	20,000,000	0
CREDIT AGRICOLE CORCDYAN	02/11/25	02/04/25	02/04/25	BUY	50,000,000	50,000,000	0	50,000,000	0
CREDIT AGRICOLE CORCDYAN	02/11/25	02/04/25	02/04/25	BUY	50,000,000	50,000,000	0	50,000,000	0
CREDIT AGRICOLE CORCDYAN	02/11/25	02/04/25	02/04/25	BUY	50,000,000	50,000,000	0	50,000,000	0
CREDIT AGRICOLE CORCDYAN	02/11/25	02/04/25	02/04/25	BUY	50,000,000	50,000,000	0	50,000,000	0
CREDIT AGRICOLE CORCDYAN	02/11/25	02/04/25	02/04/25	BUY	50,000,000	50,000,000	0	50,000,000	0
CREDIT AGRICOLE CORCDYAN	06/03/25	02/18/25	02/18/25	BUY	50,000,000	50,000,000	0	50,000,000	0
CREDIT AGRICOLE CORCDYAN	06/03/25	02/18/25	02/18/25	BUY	50,000,000	50,000,000	0	50,000,000	0
CREDIT AGRICOLE CORCDYAN	06/03/25	02/18/25	02/18/25	BUY	50,000,000	50,000,000	0	50,000,000	0
CREDIT AGRICOLE CORCDYAN	06/03/25	02/18/25	02/18/25	BUY	40,000,000	40,000,000	0	40,000,000	0
DZ BANK AG DEUTSCHECP4-2	06/12/25	02/28/25	03/03/25	BUY	50,000,000	49,386,986	0	49,386,986	0
DZ BANK AG DEUTSCHECP4-2	06/12/25	02/28/25	03/03/25	BUY	50,000,000	49,386,986	0	49,386,986	0
DZ BANK AG DEUTSCHECP4-2	06/12/25	02/28/25	03/03/25	BUY	50,000,000	49,386,986	0	49,386,986	0
DZ BANK AG DEUTSCHECP4-2	06/03/25	02/03/25	02/03/25	BUY	50,000,000	49,270,833	0	49,270,833	0
GREAT BEAR FUNDING CPABS4	03/10/25	02/07/25	02/07/25	BUY	47,000,000	46,823,541	0	46,823,541	0
LONGSHIP FUNDING LLCPABS4	03/10/25	02/10/25	02/10/25	BUY	50,000,000	49,830,444	0	49,830,444	0
LONGSHIP FUNDING LLCPABS4	05/08/25	02/25/25	02/25/25	BUY	13,000,000	12,886,380	0	12,886,380	0
MUFG BANK LTD, CDYACDYAN	02/18/25	02/11/25	02/11/25	BUY	50,000,000	50,000,000	0	50,000,000	0

TRADING ACTIVITY FOR FEBRUARY 2025

Description	Maturity Date	Trade Date	Settle Date	event type	Par or Shares	Principal	Traded Interest	Settlement Amount	Realized Gain(Loss)
MUFG BANK LTD, CDYACDYAN	02/25/25	02/18/25	02/18/25	BUY	50,000,000	50,000,000	0	50,000,000	0
MATCHPOINT FINANCE CPABS4	02/04/25	02/03/25	02/03/25	BUY	45,000,000	44,994,588	0	44,994,588	0
MATCHPOINT FINANCE CPABS4	02/07/25	02/06/25	02/06/25	BUY	50,000,000	49,993,986	0	49,993,986	0
MATCHPOINT FINANCE CPABS4	02/07/25	02/06/25	02/06/25	BUY	23,000,000	22,997,234	0	22,997,234	0
MATCHPOINT FINANCE CPABS4	02/11/25	02/10/25	02/10/25	BUY	50,000,000	49,993,986	0	49,993,986	0
MATCHPOINT FINANCE CPABS4	02/11/25	02/10/25	02/10/25	BUY	24,000,000	23,997,113	0	23,997,113	0
MATCHPOINT FINANCE CPABS4	02/14/25	02/13/25	02/13/25	BUY	50,000,000	49,993,986	0	49,993,986	0
MATCHPOINT FINANCE CPABS4	02/14/25	02/13/25	02/13/25	BUY	30,000,000	29,996,392	0	29,996,392	0
MATCHPOINT FINANCE CPABS4	02/18/25	02/14/25	02/14/25	BUY	50,000,000	49,975,944	0	49,975,944	0
MATCHPOINT FINANCE CPABS4	02/18/25	02/14/25	02/14/25	BUY	35,000,000	34,983,161	0	34,983,161	0
MATCHPOINT FINANCE CPABS4	02/25/25	02/24/25	02/24/25	BUY	50,000,000	49,993,986	0	49,993,986	0
MATCHPOINT FINANCE CPABS4	02/25/25	02/24/25	02/24/25	BUY	17,000,000	16,997,955	0	16,997,955	0
MATCHPOINT FINANCE CPABS4	04/04/25	02/26/25	02/26/25	BUY	10,000,000	9,955,086	0	9,955,086	0
MIZUHO BANK LTD, CDCDYAN	05/20/25	02/04/25	02/04/25	BUY	50,000,000	50,000,000	0	50,000,000	0
MIZUHO BANK LTD, CDCDYAN	05/20/25	02/04/25	02/04/25	BUY	50,000,000	50,000,000	0	50,000,000	0
MIZUHO BANK LTD, CDCDYAN	05/20/25	02/04/25	02/04/25	BUY	50,000,000	50,000,000	0	50,000,000	0
MIZUHO BANK LTD, CDCDYAN	05/20/25	02/04/25	02/04/25	BUY	50,000,000	50,000,000	0	50,000,000	0
MIZUHO BANK LTD, CDCDYAN	05/20/25	02/04/25	02/04/25	BUY	50,000,000	50,000,000	0	50,000,000	0
MIZUHO BANK LTD, CDCDYAN	05/20/25	02/04/25	02/04/25	BUY	50,000,000	50,000,000	0	50,000,000	0
MIZUHO BANK LTD, CDCDYAN	05/20/25	02/04/25	02/04/25	BUY	50,000,000	50,000,000	0	50,000,000	0
NATIONAL BANK OF CACP4-2	02/03/26	02/04/25	02/04/25	BUY	50,000,000	47,816,000	0	47,816,000	0
NATIONAL BANK OF CACP4-2	02/03/26	02/04/25	02/04/25	BUY	50,000,000	47,816,000	0	47,816,000	0
NATIONAL BANK OF CACP4-2	02/03/26	02/04/25	02/04/25	BUY	50,000,000	47,816,000	0	47,816,000	0
NATIONAL BANK OF CACP4-2	02/03/26	02/04/25	02/04/25	BUY	50,000,000	47,816,000	0	47,816,000	0
NATIONAL BANK OF CACP4-2	02/03/26	02/04/25	02/04/25	BUY	25,000,000	23,908,000	0	23,908,000	0
NATIONAL BANK OF CANADA	02/04/26	02/05/25	02/05/25	BUY	50,000,000	50,000,000	0	50,000,000	0
NATIONAL BANK OF CANADA	02/04/26	02/05/25	02/05/25	BUY	50,000,000	50,000,000	0	50,000,000	0
NATIONAL BANK OF CANADA	02/04/26	02/05/25	02/05/25	BUY	50,000,000	50,000,000	0	50,000,000	0
NATIONAL BANK OF CANADA	02/04/26	02/05/25	02/05/25	BUY	50,000,000	50,000,000	0	50,000,000	0
NATIONAL BANK OF CANADA	02/09/26	02/06/25	02/10/25	BUY	50,000,000	50,000,000	0	50,000,000	0
NATIONAL BANK OF CANADA	02/09/26	02/06/25	02/10/25	BUY	50,000,000	50,000,000	0	50,000,000	0
NATIONAL BANK OF CANADA	02/09/26	02/06/25	02/10/25	BUY	30,000,000	30,000,000	0	30,000,000	0
NATIONWIDE BUILDINGCP4-2	02/19/25	02/12/25	02/12/25	BUY	25,000,000	24,978,951	0	24,978,951	0
NATIONWIDE BUILDINGCP4-2	02/20/25	02/13/25	02/13/25	BUY	50,000,000	49,957,903	0	49,957,903	0
NATIONWIDE BUILDINGCP4-2	02/26/25	02/19/25	02/19/25	BUY	50,000,000	49,957,806	0	49,957,806	0
NATIONWIDE BUILDINGCP4-2	02/26/25	02/19/25	02/19/25	BUY	50,000,000	49,957,806	0	49,957,806	0
NATIONWIDE BUILDINGCP4-2	02/26/25	02/19/25	02/19/25	BUY	50,000,000	49,957,806	0	49,957,806	0
NATIONWIDE BUILDINGCP4-2	02/26/25	02/19/25	02/19/25	BUY	50,000,000	49,957,806	0	49,957,806	0
NATIONWIDE BUILDINGCP4-2	02/26/25	02/19/25	02/19/25	BUY	50,000,000	49,957,806	0	49,957,806	0
OLD LINE FUNDING LLC	11/24/25	02/10/25	02/10/25	BUY	50,000,000	50,000,000	0	50,000,000	0
PODIUM FUNDING TRUSCPABS3	05/12/25	02/11/25	02/11/25	BUY	25,000,000	24,726,250	0	24,726,250	0
PODIUM FUNDING TRUSCPABS3	08/22/25	02/19/25	02/19/25	BUY	50,000,000	48,878,111	0	48,878,111	0
PODIUM FUNDING TRUSCPABS3	08/22/25	02/19/25	02/19/25	BUY	15,000,000	14,663,433	0	14,663,433	0
PODIUM FUNDING TRUSCPABS3	09/02/25	02/19/25	02/19/25	BUY	50,000,000	48,811,042	0	48,811,042	0
PODIUM FUNDING TRUSCPABS3	09/02/25	02/19/25	02/19/25	BUY	50,000,000	48,811,042	0	48,811,042	0

TRADING ACTIVITY FOR FEBRUARY 2025

Description	Maturity Date	Trade Date	Settle Date	event type	Par or Shares	Principal	Traded Interest	Settlement Amount	Realized Gain(Loss)
SHEFFIELD RECEIVABLE CPABS4	05/09/25	02/04/25	02/04/25	BUY	50,000,000	49,428,167	0	49,428,167	0
SHEFFIELD RECEIVABLE CPABS4	05/09/25	02/04/25	02/04/25	BUY	10,000,000	9,885,633	0	9,885,633	0
SHEFFIELD RECEIVABLE CPABS4	05/16/25	02/10/25	02/10/25	BUY	50,000,000	49,422,083	0	49,422,083	0
SHEFFIELD RECEIVABLE CPABS4	05/16/25	02/10/25	02/10/25	BUY	25,000,000	24,711,042	0	24,711,042	0
SHEFFIELD RECEIVABLE CPABS4	06/23/25	02/20/25	02/21/25	BUY	50,000,000	49,256,986	0	49,256,986	0
STAR BIRD FUNDING COCPABS4	02/07/25	02/06/25	02/06/25	BUY	50,000,000	49,993,986	0	49,993,986	0
STAR BIRD FUNDING COCPABS4	02/07/25	02/06/25	02/06/25	BUY	25,000,000	24,996,993	0	24,996,993	0
STAR BIRD FUNDING COCPABS4	02/07/25	02/06/25	02/06/25	BUY	50,000,000	49,993,986	0	49,993,986	0
STAR BIRD FUNDING COCPABS4	02/07/25	02/06/25	02/06/25	BUY	50,000,000	49,993,986	0	49,993,986	0
STAR BIRD FUNDING COCPABS4	02/07/25	02/06/25	02/06/25	BUY	50,000,000	49,993,986	0	49,993,986	0
STAR BIRD FUNDING COCPABS4	02/11/25	02/10/25	02/10/25	BUY	50,000,000	49,993,986	0	49,993,986	0
STAR BIRD FUNDING COCPABS4	02/18/25	02/14/25	02/14/25	BUY	50,000,000	49,975,944	0	49,975,944	0
STAR BIRD FUNDING COCPABS4	02/18/25	02/14/25	02/14/25	BUY	50,000,000	49,975,944	0	49,975,944	0
STAR BIRD FUNDING COCPABS4	02/18/25	02/14/25	02/14/25	BUY	50,000,000	49,975,944	0	49,975,944	0
STAR BIRD FUNDING COCPABS4	02/18/25	02/14/25	02/14/25	BUY	50,000,000	49,975,944	0	49,975,944	0
STAR BIRD FUNDING COCPABS4	02/18/25	02/14/25	02/14/25	BUY	25,000,000	24,987,972	0	24,987,972	0
SUMITOMO MITSUI TRUCDYAN	05/22/25	02/12/25	02/12/25	BUY	9,000,000	9,000,000	0	9,000,000	0
TORONTO DOMINION BACDYAN	02/12/26	02/12/25	02/12/25	BUY	50,000,000	50,000,000	0	50,000,000	0
TOTAL ENERGIES CAPITCP4-2	05/02/25	02/03/25	02/03/25	BUY	50,000,000	49,465,889	0	49,465,889	0
TOTAL ENERGIES CAPITCP4-2	05/02/25	02/03/25	02/03/25	BUY	50,000,000	49,465,889	0	49,465,889	0
TOTAL ENERGIES CAPITCP4-2	05/02/25	02/03/25	02/03/25	BUY	50,000,000	49,465,889	0	49,465,889	0
TOTAL ENERGIES CAPITCP4-2	05/02/25	02/03/25	02/03/25	BUY	25,000,000	24,732,944	0	24,732,944	0
TOYOTA MOTOR CREDIT CORP	02/24/26	02/19/25	02/24/25	BUY	25,000,000	25,000,000	0	25,000,000	0
TOYOTA MOTOR CREDIT CORP	02/24/26	02/19/25	02/24/25	BUY	50,000,000	50,000,000	0	50,000,000	0
TOYOTA MOTOR CREDIT CORP	02/24/26	02/19/25	02/24/25	BUY	50,000,000	50,000,000	0	50,000,000	0
TOYOTA FINANCE AUSTCP	07/09/25	02/03/25	02/05/25	BUY	50,000,000	49,039,639	0	49,039,639	0
TRUIST BANK CDCD	02/14/25	02/07/25	02/07/25	BUY	50,000,000	50,000,000	0	50,000,000	0
TRUIST BANK CDCD	02/14/25	02/07/25	02/07/25	BUY	50,000,000	50,000,000	0	50,000,000	0
TRUIST BANK CDCD	02/14/25	02/07/25	02/07/25	BUY	35,000,000	35,000,000	0	35,000,000	0
TRUIST BANK CDCD	02/21/25	02/14/25	02/14/25	BUY	50,000,000	50,000,000	0	50,000,000	0
TRUIST BANK CDCD	02/21/25	02/14/25	02/14/25	BUY	50,000,000	50,000,000	0	50,000,000	0
TRUIST BANK CDCD	02/21/25	02/14/25	02/14/25	BUY	35,000,000	35,000,000	0	35,000,000	0
TRUIST BANK CDCD	03/31/25	02/19/25	02/19/25	BUY	50,000,000	50,000,000	0	50,000,000	0
TRUIST BANK CDCD	03/31/25	02/19/25	02/19/25	BUY	50,000,000	50,000,000	0	50,000,000	0
TRUIST BANK CDCD	03/31/25	02/19/25	02/19/25	BUY	50,000,000	50,000,000	0	50,000,000	0
TRUIST BANK CDCD	02/28/25	02/21/25	02/21/25	BUY	50,000,000	50,000,000	0	50,000,000	0
TRUIST BANK CDCD	02/28/25	02/21/25	02/21/25	BUY	50,000,000	50,000,000	0	50,000,000	0
TRUIST BANK CDCD	02/28/25	02/21/25	02/21/25	BUY	50,000,000	50,000,000	0	50,000,000	0
TRUIST BANK CDCD	02/28/25	02/21/25	02/21/25	BUY	50,000,000	50,000,000	0	50,000,000	0
TRUIST BANK CDCD	02/28/25	02/21/25	02/21/25	BUY	10,000,000	10,000,000	0	10,000,000	0
UNITEDHEALTH GROUP,CP4-2	02/21/25	02/14/25	02/14/25	BUY	50,000,000	49,957,806	0	49,957,806	0
UNITEDHEALTH GROUP,CP4-2	02/21/25	02/14/25	02/14/25	BUY	50,000,000	49,957,806	0	49,957,806	0
UNITEDHEALTH GROUP,CP4-2	02/21/25	02/14/25	02/14/25	BUY	50,000,000	49,957,806	0	49,957,806	0
UNITEDHEALTH GROUP,CP4-2	02/21/25	02/14/25	02/14/25	BUY	50,000,000	49,957,806	0	49,957,806	0
UNITEDHEALTH GROUP,CP4-2	02/21/25	02/14/25	02/14/25	BUY	50,000,000	49,957,806	0	49,957,806	0
UNITEDHEALTH GROUP,CP4-2	02/27/25	02/26/25	02/26/25	BUY	35,000,000	34,995,790	0	34,995,790	0

TRADING ACTIVITY FOR FEBRUARY 2025

Description	Maturity Date	Trade Date	Settle Date	event type	Par or Shares	Principal	Traded Interest	Settlement Amount	Realized Gain(Loss)
UNITEDHEALTH GROUP,CP4-2	02/28/25	02/27/25	02/27/25	BUY	50,000,000	49,993,986	0	49,993,986	0
UNITEDHEALTH GROUP,CP4-2	02/28/25	02/27/25	02/27/25	BUY	50,000,000	49,993,986	0	49,993,986	0
UNITEDHEALTH GROUP,CP4-2	03/03/25	02/28/25	02/28/25	BUY	50,000,000	49,981,958	0	49,981,958	0
DREYFUS GOVT CASH MGMT FUND	02/01/27	02/04/25	02/04/25	BUY	5,812,840	5,812,840	0	5,812,840	0
DREYFUS GOVT CASH MGMT FUND	02/01/27	02/07/25	02/07/25	BUY	2,581,266	2,581,266	0	2,581,266	0
DREYFUS GOVT CASH MGMT FUND	02/01/27	02/11/25	02/11/25	BUY	3,859,824	3,859,824	0	3,859,824	0
DREYFUS GOVT CASH MGMT FUND	02/01/27	02/14/25	02/14/25	BUY	3,663,198	3,663,198	0	3,663,198	0
DREYFUS GOVT CASH MGMT FUND	02/01/27	02/18/25	02/18/25	BUY	3,434,623	3,434,623	0	3,434,623	0
DREYFUS GOVT CASH MGMT FUND	02/01/27	02/24/25	02/24/25	BUY	2,394,957	2,394,957	0	2,394,957	0
DREYFUS GOVT CASH MGMT FUND	02/01/27	02/26/25	02/26/25	BUY	1,911,091	1,911,091	0	1,911,091	0
MIZUHO TRIPARTY	02/04/25	02/03/25	02/03/25	BUY	500,000,000	500,000,000	0	500,000,000	0
HSBC TRIPARTY	02/04/25	02/03/25	02/03/25	BUY	100,000,000	100,000,000	0	100,000,000	0
BANK OF AMERICA TRIPARTY	02/04/25	02/03/25	02/03/25	BUY	1,913,000,000	1,913,000,000	0	1,913,000,000	0
MIZUHO TRIPARTY	02/05/25	02/04/25	02/04/25	BUY	500,000,000	500,000,000	0	500,000,000	0
HSBC TRIPARTY	02/05/25	02/04/25	02/04/25	BUY	100,000,000	100,000,000	0	100,000,000	0
BANK OF AMERICA TRIPARTY	02/05/25	02/04/25	02/04/25	BUY	1,428,000,000	1,428,000,000	0	1,428,000,000	0
MIZUHO TRIPARTY	02/06/25	02/05/25	02/05/25	BUY	500,000,000	500,000,000	0	500,000,000	0
HSBC TRIPARTY	02/06/25	02/05/25	02/05/25	BUY	100,000,000	100,000,000	0	100,000,000	0
BANK OF AMERICA TRIPARTY	02/06/25	02/05/25	02/05/25	BUY	1,216,000,000	1,216,000,000	0	1,216,000,000	0
MIZUHO TRIPARTY	02/07/25	02/06/25	02/06/25	BUY	500,000,000	500,000,000	0	500,000,000	0
HSBC TRIPARTY	02/07/25	02/06/25	02/06/25	BUY	100,000,000	100,000,000	0	100,000,000	0
BANK OF AMERICA TRIPARTY	02/07/25	02/06/25	02/06/25	BUY	2,109,000,000	2,109,000,000	0	2,109,000,000	0
MIZUHO TRIPARTY	02/10/25	02/07/25	02/07/25	BUY	500,000,000	500,000,000	0	500,000,000	0
HSBC TRIPARTY	02/10/25	02/07/25	02/07/25	BUY	100,000,000	100,000,000	0	100,000,000	0
BANK OF AMERICA TRIPARTY	02/10/25	02/07/25	02/07/25	BUY	2,034,000,000	2,034,000,000	0	2,034,000,000	0
MIZUHO TRIPARTY	02/11/25	02/10/25	02/10/25	BUY	500,000,000	500,000,000	0	500,000,000	0
HSBC TRIPARTY	02/11/25	02/10/25	02/10/25	BUY	100,000,000	100,000,000	0	100,000,000	0
BANK OF AMERICA TRIPARTY	02/11/25	02/10/25	02/10/25	BUY	1,875,000,000	1,875,000,000	0	1,875,000,000	0
MIZUHO TRIPARTY	02/12/25	02/11/25	02/11/25	BUY	500,000,000	500,000,000	0	500,000,000	0
HSBC TRIPARTY	02/12/25	02/11/25	02/11/25	BUY	100,000,000	100,000,000	0	100,000,000	0
BANK OF AMERICA TRIPARTY	02/12/25	02/11/25	02/11/25	BUY	2,025,000,000	2,025,000,000	0	2,025,000,000	0
MIZUHO TRIPARTY	02/13/25	02/12/25	02/12/25	BUY	500,000,000	500,000,000	0	500,000,000	0
HSBC TRIPARTY	02/13/25	02/12/25	02/12/25	BUY	100,000,000	100,000,000	0	100,000,000	0
BANK OF AMERICA TRIPARTY	02/13/25	02/12/25	02/12/25	BUY	736,000,000	736,000,000	0	736,000,000	0
MIZUHO TRIPARTY	02/14/25	02/13/25	02/13/25	BUY	500,000,000	500,000,000	0	500,000,000	0
HSBC TRIPARTY	02/14/25	02/13/25	02/13/25	BUY	100,000,000	100,000,000	0	100,000,000	0
BANK OF AMERICA TRIPARTY	02/14/25	02/13/25	02/13/25	BUY	1,393,000,000	1,393,000,000	0	1,393,000,000	0
MIZUHO TRIPARTY	02/18/25	02/14/25	02/14/25	BUY	500,000,000	500,000,000	0	500,000,000	0
HSBC TRIPARTY	02/18/25	02/14/25	02/14/25	BUY	100,000,000	100,000,000	0	100,000,000	0
BANK OF AMERICA TRIPARTY	02/18/25	02/14/25	02/14/25	BUY	1,425,000,000	1,425,000,000	0	1,425,000,000	0
MIZUHO TRIPARTY	02/19/25	02/18/25	02/18/25	BUY	500,000,000	500,000,000	0	500,000,000	0
HSBC TRIPARTY	02/19/25	02/18/25	02/18/25	BUY	100,000,000	100,000,000	0	100,000,000	0
BANK OF AMERICA TRIPARTY	02/19/25	02/18/25	02/18/25	BUY	1,730,000,000	1,730,000,000	0	1,730,000,000	0
MIZUHO TRIPARTY	02/20/25	02/19/25	02/19/25	BUY	500,000,000	500,000,000	0	500,000,000	0
HSBC TRIPARTY	02/20/25	02/19/25	02/19/25	BUY	100,000,000	100,000,000	0	100,000,000	0
BANK OF AMERICA TRIPARTY	02/20/25	02/19/25	02/19/25	BUY	1,571,000,000	1,571,000,000	0	1,571,000,000	0

TRADING ACTIVITY FOR FEBRUARY 2025

Description	Maturity Date	Trade Date	Settle Date	event type	Par or Shares	Principal	Traded Interest	Settlement Amount	Realized Gain(Loss)
MIZUHO TRIPARTY	02/21/25	02/20/25	02/20/25	BUY	500,000,000	500,000,000	0	500,000,000	0
HSBC TRIPARTY	02/21/25	02/20/25	02/20/25	BUY	100,000,000	100,000,000	0	100,000,000	0
BANK OF AMERICA TRIPARTY	02/21/25	02/20/25	02/20/25	BUY	898,000,000	898,000,000	0	898,000,000	0
MIZUHO TRIPARTY	02/24/25	02/21/25	02/21/25	BUY	500,000,000	500,000,000	0	500,000,000	0
HSBC TRIPARTY	02/24/25	02/21/25	02/21/25	BUY	100,000,000	100,000,000	0	100,000,000	0
BANK OF AMERICA TRIPARTY	02/24/25	02/21/25	02/21/25	BUY	1,721,000,000	1,721,000,000	0	1,721,000,000	0
MIZUHO TRIPARTY	02/25/25	02/24/25	02/24/25	BUY	500,000,000	500,000,000	0	500,000,000	0
HSBC TRIPARTY	02/25/25	02/24/25	02/24/25	BUY	100,000,000	100,000,000	0	100,000,000	0
BANK OF AMERICA TRIPARTY	02/25/25	02/24/25	02/24/25	BUY	1,173,000,000	1,173,000,000	0	1,173,000,000	0
MIZUHO TRIPARTY	02/26/25	02/25/25	02/25/25	BUY	500,000,000	500,000,000	0	500,000,000	0
HSBC TRIPARTY	02/26/25	02/25/25	02/25/25	BUY	100,000,000	100,000,000	0	100,000,000	0
BANK OF AMERICA TRIPARTY	02/26/25	02/25/25	02/25/25	BUY	933,000,000	933,000,000	0	933,000,000	0
MIZUHO TRIPARTY	02/27/25	02/26/25	02/26/25	BUY	500,000,000	500,000,000	0	500,000,000	0
HSBC TRIPARTY	02/27/25	02/26/25	02/26/25	BUY	100,000,000	100,000,000	0	100,000,000	0
BANK OF AMERICA TRIPARTY	02/27/25	02/26/25	02/26/25	BUY	1,086,000,000	1,086,000,000	0	1,086,000,000	0
MIZUHO TRIPARTY	02/28/25	02/27/25	02/27/25	BUY	500,000,000	500,000,000	0	500,000,000	0
HSBC TRIPARTY	02/28/25	02/27/25	02/27/25	BUY	100,000,000	100,000,000	0	100,000,000	0
BANK OF AMERICA TRIPARTY	02/28/25	02/27/25	02/27/25	BUY	1,870,000,000	1,870,000,000	0	1,870,000,000	0
MIZUHO TRIPARTY	03/03/25	02/28/25	02/28/25	BUY	500,000,000	500,000,000	0	500,000,000	0
HSBC TRIPARTY	03/03/25	02/28/25	02/28/25	BUY	100,000,000	100,000,000	0	100,000,000	0
BANK OF AMERICA TRIPARTY	03/03/25	02/28/25	02/28/25	BUY	2,085,000,000	2,085,000,000	0	2,085,000,000	0
					50,917,230,798	50,887,035,591	0	50,887,035,591	0
CITY FURNITURE INC	08/01/44	02/03/25	02/03/25	CA_CASH_CLOSE	700,000	700,000	0	700,000	0
MIZUHO FLOATER/RESIDUAL TRUST	12/01/59	02/01/25	02/01/25	CA_CASH_CLOSE	1,700,000	1,700,000	0	1,700,000	0
					2,400,000	2,400,000	0	2,400,000	0
ABN AMRO BANK N.V.	02/10/25	02/03/25	02/03/25	DEPOSIT	1,700,000,000	1,700,000,000	0	1,700,000,000	0
DNB BANK ASA NEW YORK	02/04/25	02/03/25	02/03/25	DEPOSIT	1,675,000,000	1,675,000,000	0	1,675,000,000	0
CREDIT INDUSTRIEL ET COMMERCIAL, NEW YORK BRANCH	02/04/25	02/03/25	02/03/25	DEPOSIT	600,000,000	600,000,000	0	600,000,000	0
MIZUHO BANK, LTD., CANADA BRANCH	02/04/25	02/03/25	02/03/25	DEPOSIT	1,575,000,000	1,575,000,000	0	1,575,000,000	0
NORDEA BANK ABP	02/04/25	02/03/25	02/03/25	DEPOSIT	1,000,000,000	1,000,000,000	0	1,000,000,000	0
RABOBANK NEW YORK	02/11/25	02/04/25	02/04/25	DEPOSIT	1,000,000,000	1,000,000,000	0	1,000,000,000	0
CREDIT INDUSTRIEL ET COMMERCIAL, NEW YORK BRANCH	02/05/25	02/04/25	02/04/25	DEPOSIT	600,000,000	600,000,000	0	600,000,000	0
MIZUHO BANK, LTD., CANADA BRANCH	02/05/25	02/04/25	02/04/25	DEPOSIT	1,275,000,000	1,275,000,000	0	1,275,000,000	0
DNB BANK ASA NEW YORK	02/05/25	02/04/25	02/04/25	DEPOSIT	1,675,000,000	1,675,000,000	0	1,675,000,000	0
NORDEA BANK ABP	02/05/25	02/04/25	02/04/25	DEPOSIT	1,000,000,000	1,000,000,000	0	1,000,000,000	0
AUSTRALIA AND NEW ZEALAND BANKING GROUP LTD.	02/12/25	02/05/25	02/05/25	DEPOSIT	1,700,000,000	1,700,000,000	0	1,700,000,000	0
RABOBANK NEW YORK	02/12/25	02/05/25	02/05/25	DEPOSIT	700,000,000	700,000,000	0	700,000,000	0
DNB BANK ASA NEW YORK	02/06/25	02/05/25	02/05/25	DEPOSIT	1,675,000,000	1,675,000,000	0	1,675,000,000	0

TRADING ACTIVITY FOR FEBRUARY 2025

Description	Maturity Date	Trade Date	Settle Date	event type	Par or Shares	Principal	Traded Interest	Settlement Amount	Realized Gain(Loss)
CREDIT INDUSTRIEL ET COMMERCIAL, NEW YORK BRANCH	02/06/25	02/05/25	02/05/25	DEPOSIT	1,600,000,000	1,600,000,000	0	1,600,000,000	0
MIZUHO BANK, LTD., CANADA BRANCH	02/06/25	02/05/25	02/05/25	DEPOSIT	1,275,000,000	1,275,000,000	0	1,275,000,000	0
DNB BANK ASA NEW YORK	02/07/25	02/06/25	02/06/25	DEPOSIT	1,675,000,000	1,675,000,000	0	1,675,000,000	0
MIZUHO BANK, LTD., CANADA BRANCH	02/07/25	02/06/25	02/06/25	DEPOSIT	1,275,000,000	1,275,000,000	0	1,275,000,000	0
NORDEA BANK ABP	02/10/25	02/07/25	02/07/25	DEPOSIT	300,000,000	300,000,000	0	300,000,000	0
MIZUHO BANK, LTD., CANADA BRANCH	02/10/25	02/07/25	02/07/25	DEPOSIT	1,260,000,000	1,260,000,000	0	1,260,000,000	0
DNB BANK ASA NEW YORK	02/10/25	02/07/25	02/07/25	DEPOSIT	1,650,000,000	1,650,000,000	0	1,650,000,000	0
ABN AMRO BANK N.V.	02/18/25	02/10/25	02/10/25	DEPOSIT	1,675,000,000	1,675,000,000	0	1,675,000,000	0
MIZUHO BANK, LTD., CANADA BRANCH	02/11/25	02/10/25	02/10/25	DEPOSIT	1,250,000,000	1,250,000,000	0	1,250,000,000	0
DNB BANK ASA NEW YORK	02/11/25	02/10/25	02/10/25	DEPOSIT	1,500,000,000	1,500,000,000	0	1,500,000,000	0
NORDEA BANK ABP	02/11/25	02/10/25	02/10/25	DEPOSIT	300,000,000	300,000,000	0	300,000,000	0
RABOBANK NEW YORK	02/18/25	02/11/25	02/11/25	DEPOSIT	975,000,000	975,000,000	0	975,000,000	0
NORDEA BANK ABP	02/12/25	02/11/25	02/11/25	DEPOSIT	500,000,000	500,000,000	0	500,000,000	0
DNB BANK ASA NEW YORK	02/12/25	02/11/25	02/11/25	DEPOSIT	1,500,000,000	1,500,000,000	0	1,500,000,000	0
MIZUHO BANK, LTD., CANADA BRANCH	02/12/25	02/11/25	02/11/25	DEPOSIT	1,250,000,000	1,250,000,000	0	1,250,000,000	0
AUSTRALIA AND NEW ZEALAND BANKING GROUP LTD.	02/19/25	02/12/25	02/12/25	DEPOSIT	1,675,000,000	1,675,000,000	0	1,675,000,000	0
RABOBANK NEW YORK	02/19/25	02/12/25	02/12/25	DEPOSIT	700,000,000	700,000,000	0	700,000,000	0
MIZUHO BANK, LTD., CANADA BRANCH	02/13/25	02/12/25	02/12/25	DEPOSIT	1,250,000,000	1,250,000,000	0	1,250,000,000	0
DNB BANK ASA NEW YORK	02/13/25	02/12/25	02/12/25	DEPOSIT	1,650,000,000	1,650,000,000	0	1,650,000,000	0
NORDEA BANK ABP	02/13/25	02/12/25	02/12/25	DEPOSIT	1,000,000,000	1,000,000,000	0	1,000,000,000	0
CREDIT INDUSTRIEL ET COMMERCIAL, NEW YORK BRANCH	02/13/25	02/12/25	02/12/25	DEPOSIT	450,000,000	450,000,000	0	450,000,000	0
DNB BANK ASA NEW YORK	02/14/25	02/13/25	02/13/25	DEPOSIT	1,600,000,000	1,600,000,000	0	1,600,000,000	0
MIZUHO BANK, LTD., CANADA BRANCH	02/14/25	02/13/25	02/13/25	DEPOSIT	1,240,000,000	1,240,000,000	0	1,240,000,000	0
NORDEA BANK ABP	02/14/25	02/13/25	02/13/25	DEPOSIT	650,000,000	650,000,000	0	650,000,000	0
MIZUHO BANK, LTD., CANADA BRANCH	02/18/25	02/14/25	02/14/25	DEPOSIT	1,240,000,000	1,240,000,000	0	1,240,000,000	0
NORDEA BANK ABP	02/18/25	02/14/25	02/14/25	DEPOSIT	650,000,000	650,000,000	0	650,000,000	0
DNB BANK ASA NEW YORK	02/18/25	02/14/25	02/14/25	DEPOSIT	1,600,000,000	1,600,000,000	0	1,600,000,000	0
ABN AMRO BANK N.V.	02/24/25	02/18/25	02/18/25	DEPOSIT	1,670,000,000	1,670,000,000	0	1,670,000,000	0
RABOBANK NEW YORK	02/25/25	02/18/25	02/18/25	DEPOSIT	975,000,000	975,000,000	0	975,000,000	0
NORDEA BANK ABP	02/19/25	02/18/25	02/18/25	DEPOSIT	600,000,000	600,000,000	0	600,000,000	0
MIZUHO BANK, LTD., CANADA BRANCH	02/19/25	02/18/25	02/18/25	DEPOSIT	1,250,000,000	1,250,000,000	0	1,250,000,000	0
DNB BANK ASA NEW YORK	02/19/25	02/18/25	02/18/25	DEPOSIT	1,600,000,000	1,600,000,000	0	1,600,000,000	0
AUSTRALIA AND NEW ZEALAND BANKING GROUP LTD.	02/26/25	02/19/25	02/19/25	DEPOSIT	1,675,000,000	1,675,000,000	0	1,675,000,000	0
RABOBANK NEW YORK	02/26/25	02/19/25	02/19/25	DEPOSIT	700,000,000	700,000,000	0	700,000,000	0
MIZUHO BANK, LTD., CANADA BRANCH	02/20/25	02/19/25	02/19/25	DEPOSIT	1,250,000,000	1,250,000,000	0	1,250,000,000	0
DNB BANK ASA NEW YORK	02/20/25	02/19/25	02/19/25	DEPOSIT	1,650,000,000	1,650,000,000	0	1,650,000,000	0
NORDEA BANK ABP	02/21/25	02/20/25	02/20/25	DEPOSIT	700,000,000	700,000,000	0	700,000,000	0
MIZUHO BANK, LTD., CANADA BRANCH	02/21/25	02/20/25	02/20/25	DEPOSIT	1,245,000,000	1,245,000,000	0	1,245,000,000	0
DNB BANK ASA NEW YORK	02/21/25	02/20/25	02/20/25	DEPOSIT	1,645,000,000	1,645,000,000	0	1,645,000,000	0
MIZUHO BANK, LTD., CANADA BRANCH	02/24/25	02/21/25	02/21/25	DEPOSIT	1,200,000,000	1,200,000,000	0	1,200,000,000	0
DNB BANK ASA NEW YORK	02/24/25	02/21/25	02/21/25	DEPOSIT	1,600,000,000	1,600,000,000	0	1,600,000,000	0
NORDEA BANK ABP	02/24/25	02/21/25	02/21/25	DEPOSIT	500,000,000	500,000,000	0	500,000,000	0
ABN AMRO BANK N.V.	03/03/25	02/24/25	02/24/25	DEPOSIT	1,650,000,000	1,650,000,000	0	1,650,000,000	0

TRADING ACTIVITY FOR FEBRUARY 2025

Description	Maturity Date	Trade Date	Settle Date	event type	Par or Shares	Principal	Traded Interest	Settlement Amount	Realized Gain(Loss)
MIZUHO BANK, LTD., CANADA BRANCH	02/25/25	02/24/25	02/24/25	DEPOSIT	1,240,000,000	1,240,000,000	0	1,240,000,000	0
NORDEA BANK ABP	02/25/25	02/24/25	02/24/25	DEPOSIT	800,000,000	800,000,000	0	800,000,000	0
DNB BANK ASA NEW YORK	02/25/25	02/24/25	02/24/25	DEPOSIT	1,640,000,000	1,640,000,000	0	1,640,000,000	0
RABOBANK NEW YORK	03/04/25	02/25/25	02/25/25	DEPOSIT	970,000,000	970,000,000	0	970,000,000	0
MIZUHO BANK, LTD., CANADA BRANCH	02/26/25	02/25/25	02/25/25	DEPOSIT	1,240,000,000	1,240,000,000	0	1,240,000,000	0
NORDEA BANK ABP	02/26/25	02/25/25	02/25/25	DEPOSIT	1,200,000,000	1,200,000,000	0	1,200,000,000	0
DNB BANK ASA NEW YORK	02/26/25	02/25/25	02/25/25	DEPOSIT	1,640,000,000	1,640,000,000	0	1,640,000,000	0
AUSTRALIA AND NEW ZEALAND BANKING GROUP LTD.	03/05/25	02/26/25	02/26/25	DEPOSIT	1,650,000,000	1,650,000,000	0	1,650,000,000	0
RABOBANK NEW YORK	03/05/25	02/26/25	02/26/25	DEPOSIT	700,000,000	700,000,000	0	700,000,000	0
NORDEA BANK ABP	02/27/25	02/26/25	02/26/25	DEPOSIT	1,240,000,000	1,240,000,000	0	1,240,000,000	0
MIZUHO BANK, LTD., CANADA BRANCH	02/27/25	02/26/25	02/26/25	DEPOSIT	1,240,000,000	1,240,000,000	0	1,240,000,000	0
DNB BANK ASA NEW YORK	02/27/25	02/26/25	02/26/25	DEPOSIT	1,640,000,000	1,640,000,000	0	1,640,000,000	0
MIZUHO BANK, LTD., CANADA BRANCH	02/28/25	02/27/25	02/27/25	DEPOSIT	1,200,000,000	1,200,000,000	0	1,200,000,000	0
NORDEA BANK ABP	02/28/25	02/27/25	02/27/25	DEPOSIT	400,000,000	400,000,000	0	400,000,000	0
DNB BANK ASA NEW YORK	02/28/25	02/27/25	02/27/25	DEPOSIT	1,600,000,000	1,600,000,000	0	1,600,000,000	0
MIZUHO BANK, LTD., CANADA BRANCH	03/03/25	02/28/25	02/28/25	DEPOSIT	1,225,000,000	1,225,000,000	0	1,225,000,000	0
NORDEA BANK ABP	03/03/25	02/28/25	02/28/25	DEPOSIT	675,000,000	675,000,000	0	675,000,000	0
DNB BANK ASA NEW YORK	03/03/25	02/28/25	02/28/25	DEPOSIT	1,600,000,000	1,600,000,000	0	1,600,000,000	0
					89,675,000,000	89,675,000,000	0	89,675,000,000	0
ALBION CAPITAL LLC CPABS4	02/20/25	02/20/25	02/20/25	MATURITY	34,617,000	34,617,000	0	34,617,000	0
ALBION CAPITAL LLC CPABS4	02/24/25	02/24/25	02/24/25	MATURITY	18,852,000	18,852,000	0	18,852,000	0
ALBION CAPITAL LLC CPABS4	02/28/25	02/28/25	02/28/25	MATURITY	108,165,000	108,165,000	0	108,165,000	0
ANGLESEA FUNDING LLC CPABS4	02/05/25	02/05/25	02/05/25	MATURITY	104,000,000	104,000,000	0	104,000,000	0
ANGLESEA FUNDING LLC CPABS4	02/07/25	02/07/25	02/07/25	MATURITY	70,000,000	70,000,000	0	70,000,000	0
ANGLESEA FUNDING LLC CPABS4	02/14/25	02/14/25	02/14/25	MATURITY	145,000,000	145,000,000	0	145,000,000	0
ANGLESEA FUNDING LLC CPABS4	02/18/25	02/18/25	02/18/25	MATURITY	185,000,000	185,000,000	0	185,000,000	0
ANGLESEA FUNDING LLC CPABS4	02/19/25	02/19/25	02/19/25	MATURITY	65,000,000	65,000,000	0	65,000,000	0
ANGLESEA FUNDING LLC CPABS4	02/21/25	02/21/25	02/21/25	MATURITY	235,000,000	235,000,000	0	235,000,000	0
ANGLESEA FUNDING LLC CPABS4	02/25/25	02/25/25	02/25/25	MATURITY	70,000,000	70,000,000	0	70,000,000	0
ANGLESEA FUNDING LLC CPABS4	02/28/25	02/28/25	02/28/25	MATURITY	125,000,000	125,000,000	0	125,000,000	0
ANTALIS S.A, CPABS4 CPABS4	02/28/25	02/28/25	02/28/25	MATURITY	70,000,000	70,000,000	0	70,000,000	0
ASCENSION HEALTH ALCP	02/26/25	02/26/25	02/26/25	MATURITY	10,000,000	10,000,000	0	10,000,000	0
BANK OF AMERICA N,ACD	02/05/25	02/05/25	02/05/25	MATURITY	95,000,000	95,000,000	0	95,000,000	0
BANK OF AMERICA N,ACD	02/10/25	02/10/25	02/10/25	MATURITY	50,000,000	50,000,000	0	50,000,000	0
BANK OF AMERICA N,ACD	02/14/25	02/14/25	02/14/25	MATURITY	200,000,000	200,000,000	0	200,000,000	0
BANK OF AMERICA N,ACD	02/21/25	02/21/25	02/21/25	MATURITY	160,000,000	160,000,000	0	160,000,000	0
BANK OF AMERICA N,ACD	02/28/25	02/28/25	02/28/25	MATURITY	155,000,000	155,000,000	0	155,000,000	0
BANK OF NEW YORK MEC P4-2	02/25/25	02/25/25	02/25/25	MATURITY	60,000,000	60,000,000	0	60,000,000	0
BARTON CAPITAL S.A, CPABS4	02/04/25	02/04/25	02/04/25	MATURITY	34,000,000	34,000,000	0	34,000,000	0
BARTON CAPITAL S.A, CPABS4	02/14/25	02/14/25	02/14/25	MATURITY	50,000,000	50,000,000	0	50,000,000	0
BENNINGTON STARK CAC PABS4	02/07/25	02/07/25	02/07/25	MATURITY	170,000,000	170,000,000	0	170,000,000	0
BENNINGTON STARK CAC PABS4	02/14/25	02/14/25	02/14/25	MATURITY	200,000,000	200,000,000	0	200,000,000	0
BENNINGTON STARK CAC PABS4	02/20/25	02/20/25	02/20/25	MATURITY	95,000,000	95,000,000	0	95,000,000	0
BENNINGTON STARK CAC PABS4	02/21/25	02/21/25	02/21/25	MATURITY	260,000,000	260,000,000	0	260,000,000	0

TRADING ACTIVITY FOR FEBRUARY 2025

Description	Maturity Date	Trade Date	Settle Date	event type	Par or Shares	Principal	Traded Interest	Settlement Amount	Realized Gain(Loss)
BENNINGTON STARK CACPABS4	02/28/25	02/28/25	02/28/25	MATURITY	235,000,000	235,000,000	0	235,000,000	0
BNG BANK N,V, CP4-2CP4-2	02/19/25	02/19/25	02/19/25	MATURITY	50,000,000	50,000,000	0	50,000,000	0
CANADIAN IMPERIAL BCP4-2	02/04/25	02/04/25	02/04/25	MATURITY	50,000,000	50,000,000	0	50,000,000	0
CHESHAM FINANCE LLCPCABS4	02/04/25	02/04/25	02/04/25	MATURITY	150,000,000	150,000,000	0	150,000,000	0
CHESHAM FINANCE LLCPCABS4	02/11/25	02/11/25	02/11/25	MATURITY	150,000,000	150,000,000	0	150,000,000	0
CHESHAM FINANCE LLCPCABS4	02/18/25	02/18/25	02/18/25	MATURITY	150,000,000	150,000,000	0	150,000,000	0
CHESHAM FINANCE LLCPCABS4	02/25/25	02/25/25	02/25/25	MATURITY	150,000,000	150,000,000	0	150,000,000	0
CHESHAM FINANCE LLCPCABS4	02/04/25	02/04/25	02/04/25	MATURITY	234,000,000	234,000,000	0	234,000,000	0
CHESHAM FINANCE LLCPCABS4	02/11/25	02/11/25	02/11/25	MATURITY	228,000,000	228,000,000	0	228,000,000	0
CHESHAM FINANCE LLCPCABS4	02/18/25	02/18/25	02/18/25	MATURITY	227,000,000	227,000,000	0	227,000,000	0
CHESHAM FINANCE LLCPCABS4	02/25/25	02/25/25	02/25/25	MATURITY	227,000,000	227,000,000	0	227,000,000	0
CREDIT AGRICOLE CORPORATE AND INVESTMENT BANK/NEW YORK	02/03/25	02/03/25	02/03/25	MATURITY	150,000,000	150,000,000	0	150,000,000	0
CREDIT AGRICOLE CORCDYAN	02/11/25	02/11/25	02/11/25	MATURITY	300,000,000	300,000,000	0	300,000,000	0
SUMITOMO MITSUI TRUECD	02/25/25	02/25/25	02/25/25	MATURITY	150,000,000	150,000,000	0	150,000,000	0
FALCON ASSET FUNDINCPABS4	02/04/25	02/04/25	02/04/25	MATURITY	68,000,000	68,000,000	0	68,000,000	0
GREAT BEAR FUNDING CPABS4	02/07/25	02/07/25	02/07/25	MATURITY	82,000,000	82,000,000	0	82,000,000	0
JUPITER SECURITIZATCPABS4	02/04/25	02/04/25	02/04/25	MATURITY	140,000,000	140,000,000	0	140,000,000	0
LA FAYETTE ASSET SECPABS4	02/03/25	02/03/25	02/03/25	MATURITY	65,000,000	65,000,000	0	65,000,000	0
LMA-AMERICAS LLC CPCPABS4	02/04/25	02/04/25	02/04/25	MATURITY	30,500,000	30,500,000	0	30,500,000	0
LMA-AMERICAS LLC CPCPABS4	02/11/25	02/11/25	02/11/25	MATURITY	50,000,000	50,000,000	0	50,000,000	0
LONGSHIP FUNDING LLCPCABS4	02/03/25	02/03/25	02/03/25	MATURITY	50,000,000	50,000,000	0	50,000,000	0
LONGSHIP FUNDING LLCPCABS4	02/10/25	02/10/25	02/10/25	MATURITY	100,000,000	100,000,000	0	100,000,000	0
LONGSHIP FUNDING LLCPCABS4	02/14/25	02/14/25	02/14/25	MATURITY	200,000,000	200,000,000	0	200,000,000	0
MUFG BANK LTD, CDYACDYAN	02/04/25	02/04/25	02/04/25	MATURITY	100,000,000	100,000,000	0	100,000,000	0
MUFG BANK LTD, CDYACDYAN	02/18/25	02/18/25	02/18/25	MATURITY	50,000,000	50,000,000	0	50,000,000	0
MUFG BANK LTD, CDYACDYAN	02/25/25	02/25/25	02/25/25	MATURITY	50,000,000	50,000,000	0	50,000,000	0
MATCHPOINT FINANCE CPABS4	02/03/25	02/03/25	02/03/25	MATURITY	35,000,000	35,000,000	0	35,000,000	0
MATCHPOINT FINANCE CPABS4	02/04/25	02/04/25	02/04/25	MATURITY	45,000,000	45,000,000	0	45,000,000	0
MATCHPOINT FINANCE CPABS4	02/07/25	02/07/25	02/07/25	MATURITY	73,000,000	73,000,000	0	73,000,000	0
MATCHPOINT FINANCE CPABS4	02/11/25	02/11/25	02/11/25	MATURITY	74,000,000	74,000,000	0	74,000,000	0
MATCHPOINT FINANCE CPABS4	02/13/25	02/13/25	02/13/25	MATURITY	100,000,000	100,000,000	0	100,000,000	0
MATCHPOINT FINANCE CPABS4	02/14/25	02/14/25	02/14/25	MATURITY	80,000,000	80,000,000	0	80,000,000	0
MATCHPOINT FINANCE CPABS4	02/18/25	02/18/25	02/18/25	MATURITY	85,000,000	85,000,000	0	85,000,000	0
MATCHPOINT FINANCE CPABS4	02/25/25	02/25/25	02/25/25	MATURITY	67,000,000	67,000,000	0	67,000,000	0
NATIONAL AUSTRALIA CP4-2	02/10/25	02/10/25	02/10/25	MATURITY	50,000,000	50,000,000	0	50,000,000	0
NATIONAL BANK OF CACP4-2	02/05/25	02/05/25	02/05/25	MATURITY	65,000,000	65,000,000	0	65,000,000	0
NATIONAL BANK OF CACP4-2	02/03/25	02/03/25	02/03/25	MATURITY	90,000,000	90,000,000	0	90,000,000	0
NATIONWIDE BUILDINGCP4-2	02/19/25	02/19/25	02/19/25	MATURITY	25,000,000	25,000,000	0	25,000,000	0
NATIONWIDE BUILDINGCP4-2	02/20/25	02/20/25	02/20/25	MATURITY	50,000,000	50,000,000	0	50,000,000	0
NATIONWIDE BUILDINGCP4-2	02/26/25	02/26/25	02/26/25	MATURITY	300,000,000	300,000,000	0	300,000,000	0
PARADELLE FUNDING LCPABS4	02/21/25	02/21/25	02/21/25	MATURITY	60,000,000	60,000,000	0	60,000,000	0
SHEFFIELD RECEIVABCPABS4	02/04/25	02/04/25	02/04/25	MATURITY	60,000,000	60,000,000	0	60,000,000	0
SHEFFIELD RECEIVABCPABS4	02/10/25	02/10/25	02/10/25	MATURITY	100,000,000	100,000,000	0	100,000,000	0
SHEFFIELD RECEIVABCPABS4	02/21/25	02/21/25	02/21/25	MATURITY	50,000,000	50,000,000	0	50,000,000	0
STARBIRD FUNDING COCPABS4	02/07/25	02/07/25	02/07/25	MATURITY	225,000,000	225,000,000	0	225,000,000	0

TRADING ACTIVITY FOR FEBRUARY 2025

Description	Maturity Date	Trade Date	Settle Date	event type	Par or Shares	Principal	Traded Interest	Settlement Amount	Realized Gain(Loss)
STARBIRD FUNDING COCPABS4	02/11/25	02/11/25	02/11/25	MATURITY	50,000,000	50,000,000	0	50,000,000	0
STARBIRD FUNDING COCPABS4	02/18/25	02/18/25	02/18/25	MATURITY	225,000,000	225,000,000	0	225,000,000	0
SUMITOMO MITSUI TRUCDYAN	02/03/25	02/03/25	02/03/25	MATURITY	130,000,000	130,000,000	0	130,000,000	0
TORONTO DOMINION BACDYAN	02/12/25	02/12/25	02/12/25	MATURITY	100,000,000	100,000,000	0	100,000,000	0
TORONTO DOMINION BACP4-2	02/21/25	02/21/25	02/21/25	MATURITY	150,000,000	150,000,000	0	150,000,000	0
TORONTO DOMINION BACP4-2	02/24/25	02/24/25	02/24/25	MATURITY	25,000,000	25,000,000	0	25,000,000	0
TOTALENERGIES CAPITCP4-2	02/03/25	02/03/25	02/03/25	MATURITY	175,000,000	175,000,000	0	175,000,000	0
TOYOTA FINANCE AUSTCP	02/05/25	02/05/25	02/05/25	MATURITY	50,000,000	50,000,000	0	50,000,000	0
TOYOTA CREDIT DE PUCP	02/14/25	02/14/25	02/14/25	MATURITY	75,000,000	75,000,000	0	75,000,000	0
TRUIST BANK CDCD	02/14/25	02/14/25	02/14/25	MATURITY	135,000,000	135,000,000	0	135,000,000	0
TRUIST BANK CDCD	02/21/25	02/21/25	02/21/25	MATURITY	135,000,000	135,000,000	0	135,000,000	0
TRUIST BANK CDCD	02/28/25	02/28/25	02/28/25	MATURITY	210,000,000	210,000,000	0	210,000,000	0
UNITEDHEALTH GROUP,CP4-2	02/21/25	02/21/25	02/21/25	MATURITY	250,000,000	250,000,000	0	250,000,000	0
UNITEDHEALTH GROUP,CP4-2	02/27/25	02/27/25	02/27/25	MATURITY	35,000,000	35,000,000	0	35,000,000	0
UNITEDHEALTH GROUP,CP4-2	02/28/25	02/28/25	02/28/25	MATURITY	100,000,000	100,000,000	0	100,000,000	0
WELLS FARGO BANK, NCD	02/13/25	02/13/25	02/13/25	MATURITY	200,000,000	200,000,000	0	200,000,000	0
WELLS FARGO BANK, NCD	02/14/25	02/14/25	02/14/25	MATURITY	10,000,000	10,000,000	0	10,000,000	0
WESTPAC BANKING CORCP4-2	02/07/25	02/07/25	02/07/25	MATURITY	100,000,000	100,000,000	0	100,000,000	0
MIZUHO TRIPARTY	02/03/25	02/03/25	02/03/25	MATURITY	500,000,000	500,000,000	0	500,000,000	0
HSBC TRIPARTY	02/03/25	02/03/25	02/03/25	MATURITY	100,000,000	100,000,000	0	100,000,000	0
BANK OF AMERICA TRIPARTY	02/03/25	02/03/25	02/03/25	MATURITY	2,231,000,000	2,231,000,000	0	2,231,000,000	0
MIZUHO TRIPARTY	02/04/25	02/04/25	02/04/25	MATURITY	500,000,000	500,000,000	0	500,000,000	0
HSBC TRIPARTY	02/04/25	02/04/25	02/04/25	MATURITY	100,000,000	100,000,000	0	100,000,000	0
BANK OF AMERICA TRIPARTY	02/04/25	02/04/25	02/04/25	MATURITY	1,913,000,000	1,913,000,000	0	1,913,000,000	0
MIZUHO TRIPARTY	02/05/25	02/05/25	02/05/25	MATURITY	500,000,000	500,000,000	0	500,000,000	0
HSBC TRIPARTY	02/05/25	02/05/25	02/05/25	MATURITY	100,000,000	100,000,000	0	100,000,000	0
BANK OF AMERICA TRIPARTY	02/05/25	02/05/25	02/05/25	MATURITY	1,428,000,000	1,428,000,000	0	1,428,000,000	0
MIZUHO TRIPARTY	02/06/25	02/06/25	02/06/25	MATURITY	500,000,000	500,000,000	0	500,000,000	0
HSBC TRIPARTY	02/06/25	02/06/25	02/06/25	MATURITY	100,000,000	100,000,000	0	100,000,000	0
BANK OF AMERICA TRIPARTY	02/06/25	02/06/25	02/06/25	MATURITY	1,216,000,000	1,216,000,000	0	1,216,000,000	0
MIZUHO TRIPARTY	02/07/25	02/07/25	02/07/25	MATURITY	500,000,000	500,000,000	0	500,000,000	0
HSBC TRIPARTY	02/07/25	02/07/25	02/07/25	MATURITY	100,000,000	100,000,000	0	100,000,000	0
BANK OF AMERICA TRIPARTY	02/07/25	02/07/25	02/07/25	MATURITY	2,109,000,000	2,109,000,000	0	2,109,000,000	0
MIZUHO TRIPARTY	02/10/25	02/10/25	02/10/25	MATURITY	500,000,000	500,000,000	0	500,000,000	0
HSBC TRIPARTY	02/10/25	02/10/25	02/10/25	MATURITY	100,000,000	100,000,000	0	100,000,000	0
BANK OF AMERICA TRIPARTY	02/10/25	02/10/25	02/10/25	MATURITY	2,034,000,000	2,034,000,000	0	2,034,000,000	0
MIZUHO TRIPARTY	02/11/25	02/11/25	02/11/25	MATURITY	500,000,000	500,000,000	0	500,000,000	0
HSBC TRIPARTY	02/11/25	02/11/25	02/11/25	MATURITY	100,000,000	100,000,000	0	100,000,000	0
BANK OF AMERICA TRIPARTY	02/11/25	02/11/25	02/11/25	MATURITY	1,875,000,000	1,875,000,000	0	1,875,000,000	0
MIZUHO TRIPARTY	02/12/25	02/12/25	02/12/25	MATURITY	500,000,000	500,000,000	0	500,000,000	0
HSBC TRIPARTY	02/12/25	02/12/25	02/12/25	MATURITY	100,000,000	100,000,000	0	100,000,000	0
BANK OF AMERICA TRIPARTY	02/12/25	02/12/25	02/12/25	MATURITY	2,025,000,000	2,025,000,000	0	2,025,000,000	0
MIZUHO TRIPARTY	02/13/25	02/13/25	02/13/25	MATURITY	500,000,000	500,000,000	0	500,000,000	0
HSBC TRIPARTY	02/13/25	02/13/25	02/13/25	MATURITY	100,000,000	100,000,000	0	100,000,000	0

TRADING ACTIVITY FOR FEBRUARY 2025

Description	Maturity Date	Trade Date	Settle Date	event type	Par or Shares	Principal	Traded Interest	Settlement Amount	Realized Gain(Loss)
BANK OF AMERICA TRIPARTY	02/13/25	02/13/25	02/13/25	MATURITY	736,000,000	736,000,000	0	736,000,000	0
MIZUHO TRIPARTY	02/14/25	02/14/25	02/14/25	MATURITY	500,000,000	500,000,000	0	500,000,000	0
HSBC TRIPARTY	02/14/25	02/14/25	02/14/25	MATURITY	100,000,000	100,000,000	0	100,000,000	0
BANK OF AMERICA TRIPARTY	02/14/25	02/14/25	02/14/25	MATURITY	1,393,000,000	1,393,000,000	0	1,393,000,000	0
MIZUHO TRIPARTY	02/18/25	02/18/25	02/18/25	MATURITY	500,000,000	500,000,000	0	500,000,000	0
HSBC TRIPARTY	02/18/25	02/18/25	02/18/25	MATURITY	100,000,000	100,000,000	0	100,000,000	0
BANK OF AMERICA TRIPARTY	02/18/25	02/18/25	02/18/25	MATURITY	1,425,000,000	1,425,000,000	0	1,425,000,000	0
MIZUHO TRIPARTY	02/19/25	02/19/25	02/19/25	MATURITY	500,000,000	500,000,000	0	500,000,000	0
HSBC TRIPARTY	02/19/25	02/19/25	02/19/25	MATURITY	100,000,000	100,000,000	0	100,000,000	0
BANK OF AMERICA TRIPARTY	02/19/25	02/19/25	02/19/25	MATURITY	1,730,000,000	1,730,000,000	0	1,730,000,000	0
MIZUHO TRIPARTY	02/20/25	02/20/25	02/20/25	MATURITY	500,000,000	500,000,000	0	500,000,000	0
HSBC TRIPARTY	02/20/25	02/20/25	02/20/25	MATURITY	100,000,000	100,000,000	0	100,000,000	0
BANK OF AMERICA TRIPARTY	02/20/25	02/20/25	02/20/25	MATURITY	1,571,000,000	1,571,000,000	0	1,571,000,000	0
MIZUHO TRIPARTY	02/21/25	02/21/25	02/21/25	MATURITY	500,000,000	500,000,000	0	500,000,000	0
HSBC TRIPARTY	02/21/25	02/21/25	02/21/25	MATURITY	100,000,000	100,000,000	0	100,000,000	0
BANK OF AMERICA TRIPARTY	02/21/25	02/21/25	02/21/25	MATURITY	898,000,000	898,000,000	0	898,000,000	0
MIZUHO TRIPARTY	02/24/25	02/24/25	02/24/25	MATURITY	500,000,000	500,000,000	0	500,000,000	0
HSBC TRIPARTY	02/24/25	02/24/25	02/24/25	MATURITY	100,000,000	100,000,000	0	100,000,000	0
BANK OF AMERICA TRIPARTY	02/24/25	02/24/25	02/24/25	MATURITY	1,721,000,000	1,721,000,000	0	1,721,000,000	0
MIZUHO TRIPARTY	02/25/25	02/25/25	02/25/25	MATURITY	500,000,000	500,000,000	0	500,000,000	0
HSBC TRIPARTY	02/25/25	02/25/25	02/25/25	MATURITY	100,000,000	100,000,000	0	100,000,000	0
BANK OF AMERICA TRIPARTY	02/25/25	02/25/25	02/25/25	MATURITY	1,173,000,000	1,173,000,000	0	1,173,000,000	0
MIZUHO TRIPARTY	02/26/25	02/26/25	02/26/25	MATURITY	500,000,000	500,000,000	0	500,000,000	0
HSBC TRIPARTY	02/26/25	02/26/25	02/26/25	MATURITY	100,000,000	100,000,000	0	100,000,000	0
BANK OF AMERICA TRIPARTY	02/26/25	02/26/25	02/26/25	MATURITY	933,000,000	933,000,000	0	933,000,000	0
MIZUHO TRIPARTY	02/27/25	02/27/25	02/27/25	MATURITY	500,000,000	500,000,000	0	500,000,000	0
HSBC TRIPARTY	02/27/25	02/27/25	02/27/25	MATURITY	100,000,000	100,000,000	0	100,000,000	0
BANK OF AMERICA TRIPARTY	02/27/25	02/27/25	02/27/25	MATURITY	1,086,000,000	1,086,000,000	0	1,086,000,000	0
MIZUHO TRIPARTY	02/28/25	02/28/25	02/28/25	MATURITY	500,000,000	500,000,000	0	500,000,000	0
HSBC TRIPARTY	02/28/25	02/28/25	02/28/25	MATURITY	100,000,000	100,000,000	0	100,000,000	0
BANK OF AMERICA TRIPARTY	02/28/25	02/28/25	02/28/25	MATURITY	1,870,000,000	1,870,000,000	0	1,870,000,000	0
ABN AMRO BANK N.V.	02/03/25	02/03/25	02/03/25	MATURITY	1,675,000,000	1,675,000,000	0	1,675,000,000	0
RABOBANK NEW YORK	02/04/25	02/04/25	02/04/25	MATURITY	990,000,000	990,000,000	0	990,000,000	0
AUSTRALIA AND NEW ZEALAND BANKING GROUP LTD.	02/05/25	02/05/25	02/05/25	MATURITY	1,700,000,000	1,700,000,000	0	1,700,000,000	0
RABOBANK NEW YORK	02/05/25	02/05/25	02/05/25	MATURITY	700,000,000	700,000,000	0	700,000,000	0
MIZUHO BANK, LTD., CANADA BRANCH	02/03/25	02/03/25	02/03/25	MATURITY	1,550,000,000	1,550,000,000	0	1,550,000,000	0
NORDEA BANK ABP	02/03/25	02/03/25	02/03/25	MATURITY	980,000,000	980,000,000	0	980,000,000	0
DNB BANK ASA NEW YORK	02/03/25	02/03/25	02/03/25	MATURITY	1,675,000,000	1,675,000,000	0	1,675,000,000	0
ABN AMRO BANK N.V.	02/10/25	02/10/25	02/10/25	MATURITY	1,700,000,000	1,700,000,000	0	1,700,000,000	0
DNB BANK ASA NEW YORK	02/04/25	02/04/25	02/04/25	MATURITY	1,675,000,000	1,675,000,000	0	1,675,000,000	0
CREDIT INDUSTRIEL ET COMMERCIAL, NEW YORK BRANCH	02/04/25	02/04/25	02/04/25	MATURITY	600,000,000	600,000,000	0	600,000,000	0
MIZUHO BANK, LTD., CANADA BRANCH	02/04/25	02/04/25	02/04/25	MATURITY	1,575,000,000	1,575,000,000	0	1,575,000,000	0
NORDEA BANK ABP	02/04/25	02/04/25	02/04/25	MATURITY	1,000,000,000	1,000,000,000	0	1,000,000,000	0

TRADING ACTIVITY FOR FEBRUARY 2025

Description	Maturity Date	Trade Date	Settle Date	event type	Par or Shares	Principal	Traded Interest	Settlement Amount	Realized Gain(Loss)
RABOBANK NEW YORK	02/11/25	02/11/25	02/11/25	MATURITY	1,000,000,000	1,000,000,000	0	1,000,000,000	0
CREDIT INDUSTRIEL ET COMMERCIAL, NEW YORK BRANCH	02/05/25	02/05/25	02/05/25	MATURITY	600,000,000	600,000,000	0	600,000,000	0
MIZUHO BANK, LTD., CANADA BRANCH	02/05/25	02/05/25	02/05/25	MATURITY	1,275,000,000	1,275,000,000	0	1,275,000,000	0
DNB BANK ASA NEW YORK	02/05/25	02/05/25	02/05/25	MATURITY	1,675,000,000	1,675,000,000	0	1,675,000,000	0
NORDEA BANK ABP	02/05/25	02/05/25	02/05/25	MATURITY	1,000,000,000	1,000,000,000	0	1,000,000,000	0
AUSTRALIA AND NEW ZEALAND BANKING GROUP LTD.	02/12/25	02/12/25	02/12/25	MATURITY	1,700,000,000	1,700,000,000	0	1,700,000,000	0
RABOBANK NEW YORK	02/12/25	02/12/25	02/12/25	MATURITY	700,000,000	700,000,000	0	700,000,000	0
DNB BANK ASA NEW YORK	02/06/25	02/06/25	02/06/25	MATURITY	1,675,000,000	1,675,000,000	0	1,675,000,000	0
CREDIT INDUSTRIEL ET COMMERCIAL, NEW YORK BRANCH	02/06/25	02/06/25	02/06/25	MATURITY	1,600,000,000	1,600,000,000	0	1,600,000,000	0
MIZUHO BANK, LTD., CANADA BRANCH	02/06/25	02/06/25	02/06/25	MATURITY	1,275,000,000	1,275,000,000	0	1,275,000,000	0
DNB BANK ASA NEW YORK	02/07/25	02/07/25	02/07/25	MATURITY	1,675,000,000	1,675,000,000	0	1,675,000,000	0
MIZUHO BANK, LTD., CANADA BRANCH	02/07/25	02/07/25	02/07/25	MATURITY	1,275,000,000	1,275,000,000	0	1,275,000,000	0
NORDEA BANK ABP	02/10/25	02/10/25	02/10/25	MATURITY	300,000,000	300,000,000	0	300,000,000	0
MIZUHO BANK, LTD., CANADA BRANCH	02/10/25	02/10/25	02/10/25	MATURITY	1,260,000,000	1,260,000,000	0	1,260,000,000	0
DNB BANK ASA NEW YORK	02/10/25	02/10/25	02/10/25	MATURITY	1,650,000,000	1,650,000,000	0	1,650,000,000	0
ABN AMRO BANK N.V.	02/18/25	02/18/25	02/18/25	MATURITY	1,675,000,000	1,675,000,000	0	1,675,000,000	0
MIZUHO BANK, LTD., CANADA BRANCH	02/11/25	02/11/25	02/11/25	MATURITY	1,250,000,000	1,250,000,000	0	1,250,000,000	0
DNB BANK ASA NEW YORK	02/11/25	02/11/25	02/11/25	MATURITY	1,500,000,000	1,500,000,000	0	1,500,000,000	0
NORDEA BANK ABP	02/11/25	02/11/25	02/11/25	MATURITY	300,000,000	300,000,000	0	300,000,000	0
RABOBANK NEW YORK	02/18/25	02/18/25	02/18/25	MATURITY	975,000,000	975,000,000	0	975,000,000	0
NORDEA BANK ABP	02/12/25	02/12/25	02/12/25	MATURITY	500,000,000	500,000,000	0	500,000,000	0
DNB BANK ASA NEW YORK	02/12/25	02/12/25	02/12/25	MATURITY	1,500,000,000	1,500,000,000	0	1,500,000,000	0
MIZUHO BANK, LTD., CANADA BRANCH	02/12/25	02/12/25	02/12/25	MATURITY	1,250,000,000	1,250,000,000	0	1,250,000,000	0
AUSTRALIA AND NEW ZEALAND BANKING GROUP LTD.	02/19/25	02/19/25	02/19/25	MATURITY	1,675,000,000	1,675,000,000	0	1,675,000,000	0
RABOBANK NEW YORK	02/19/25	02/19/25	02/19/25	MATURITY	700,000,000	700,000,000	0	700,000,000	0
MIZUHO BANK, LTD., CANADA BRANCH	02/13/25	02/13/25	02/13/25	MATURITY	1,250,000,000	1,250,000,000	0	1,250,000,000	0
DNB BANK ASA NEW YORK	02/13/25	02/13/25	02/13/25	MATURITY	1,650,000,000	1,650,000,000	0	1,650,000,000	0
NORDEA BANK ABP	02/13/25	02/13/25	02/13/25	MATURITY	1,000,000,000	1,000,000,000	0	1,000,000,000	0
CREDIT INDUSTRIEL ET COMMERCIAL, NEW YORK BRANCH	02/13/25	02/13/25	02/13/25	MATURITY	450,000,000	450,000,000	0	450,000,000	0
DNB BANK ASA NEW YORK	02/14/25	02/14/25	02/14/25	MATURITY	1,600,000,000	1,600,000,000	0	1,600,000,000	0
MIZUHO BANK, LTD., CANADA BRANCH	02/14/25	02/14/25	02/14/25	MATURITY	1,240,000,000	1,240,000,000	0	1,240,000,000	0
NORDEA BANK ABP	02/14/25	02/14/25	02/14/25	MATURITY	650,000,000	650,000,000	0	650,000,000	0
MIZUHO BANK, LTD., CANADA BRANCH	02/18/25	02/18/25	02/18/25	MATURITY	1,240,000,000	1,240,000,000	0	1,240,000,000	0
NORDEA BANK ABP	02/18/25	02/18/25	02/18/25	MATURITY	650,000,000	650,000,000	0	650,000,000	0
DNB BANK ASA NEW YORK	02/18/25	02/18/25	02/18/25	MATURITY	1,600,000,000	1,600,000,000	0	1,600,000,000	0
ABN AMRO BANK N.V.	02/24/25	02/24/25	02/24/25	MATURITY	1,670,000,000	1,670,000,000	0	1,670,000,000	0
RABOBANK NEW YORK	02/25/25	02/25/25	02/25/25	MATURITY	975,000,000	975,000,000	0	975,000,000	0
NORDEA BANK ABP	02/19/25	02/19/25	02/19/25	MATURITY	600,000,000	600,000,000	0	600,000,000	0
MIZUHO BANK, LTD., CANADA BRANCH	02/19/25	02/19/25	02/19/25	MATURITY	1,250,000,000	1,250,000,000	0	1,250,000,000	0
DNB BANK ASA NEW YORK	02/19/25	02/19/25	02/19/25	MATURITY	1,600,000,000	1,600,000,000	0	1,600,000,000	0
AUSTRALIA AND NEW ZEALAND BANKING GROUP LTD.	02/26/25	02/26/25	02/26/25	MATURITY	1,675,000,000	1,675,000,000	0	1,675,000,000	0
RABOBANK NEW YORK	02/26/25	02/26/25	02/26/25	MATURITY	700,000,000	700,000,000	0	700,000,000	0

TRADING ACTIVITY FOR FEBRUARY 2025

Description	Maturity Date	Trade Date	Settle Date	event type	Par or Shares	Principal	Traded Interest	Settlement Amount	Realized Gain(Loss)
MIZUHO BANK, LTD., CANADA BRANCH	02/20/25	02/20/25	02/20/25	MATURITY	1,250,000,000	1,250,000,000	0	1,250,000,000	0
DNB BANK ASA NEW YORK	02/20/25	02/20/25	02/20/25	MATURITY	1,650,000,000	1,650,000,000	0	1,650,000,000	0
NORDEA BANK ABP	02/21/25	02/21/25	02/21/25	MATURITY	700,000,000	700,000,000	0	700,000,000	0
MIZUHO BANK, LTD., CANADA BRANCH	02/21/25	02/21/25	02/21/25	MATURITY	1,245,000,000	1,245,000,000	0	1,245,000,000	0
DNB BANK ASA NEW YORK	02/21/25	02/21/25	02/21/25	MATURITY	1,645,000,000	1,645,000,000	0	1,645,000,000	0
MIZUHO BANK, LTD., CANADA BRANCH	02/24/25	02/24/25	02/24/25	MATURITY	1,200,000,000	1,200,000,000	0	1,200,000,000	0
DNB BANK ASA NEW YORK	02/24/25	02/24/25	02/24/25	MATURITY	1,600,000,000	1,600,000,000	0	1,600,000,000	0
NORDEA BANK ABP	02/24/25	02/24/25	02/24/25	MATURITY	500,000,000	500,000,000	0	500,000,000	0
MIZUHO BANK, LTD., CANADA BRANCH	02/25/25	02/25/25	02/25/25	MATURITY	1,240,000,000	1,240,000,000	0	1,240,000,000	0
NORDEA BANK ABP	02/25/25	02/25/25	02/25/25	MATURITY	800,000,000	800,000,000	0	800,000,000	0
DNB BANK ASA NEW YORK	02/25/25	02/25/25	02/25/25	MATURITY	1,640,000,000	1,640,000,000	0	1,640,000,000	0
MIZUHO BANK, LTD., CANADA BRANCH	02/26/25	02/26/25	02/26/25	MATURITY	1,240,000,000	1,240,000,000	0	1,240,000,000	0
NORDEA BANK ABP	02/26/25	02/26/25	02/26/25	MATURITY	1,200,000,000	1,200,000,000	0	1,200,000,000	0
DNB BANK ASA NEW YORK	02/26/25	02/26/25	02/26/25	MATURITY	1,640,000,000	1,640,000,000	0	1,640,000,000	0
NORDEA BANK ABP	02/27/25	02/27/25	02/27/25	MATURITY	1,240,000,000	1,240,000,000	0	1,240,000,000	0
MIZUHO BANK, LTD., CANADA BRANCH	02/27/25	02/27/25	02/27/25	MATURITY	1,240,000,000	1,240,000,000	0	1,240,000,000	0
DNB BANK ASA NEW YORK	02/27/25	02/27/25	02/27/25	MATURITY	1,640,000,000	1,640,000,000	0	1,640,000,000	0
MIZUHO BANK, LTD., CANADA BRANCH	02/28/25	02/28/25	02/28/25	MATURITY	1,200,000,000	1,200,000,000	0	1,200,000,000	0
NORDEA BANK ABP	02/28/25	02/28/25	02/28/25	MATURITY	400,000,000	400,000,000	0	400,000,000	0
DNB BANK ASA NEW YORK	02/28/25	02/28/25	02/28/25	MATURITY	1,600,000,000	1,600,000,000	0	1,600,000,000	0
					141,237,134,000	141,237,134,000	0	141,237,134,000	0
EFF 2024-3 A1	07/21/25	02/20/25	02/20/25	PAY-DOWN	1,822,383	1,822,383	0	1,822,383	0
WLAKE 2024-3A A1	10/15/25	02/18/25	02/18/25	PAY-DOWN	6,628,292	6,628,292	0	6,628,292	0
					8,450,675	8,450,675	0	8,450,675	0
DREYFUS GOVT CASH MGMT FUND	02/01/27	02/03/25	02/03/25	SELL	3,639,983	3,639,983	0	3,639,983	0
DREYFUS GOVT CASH MGMT FUND	02/01/27	02/05/25	02/05/25	SELL	1,123,704	1,123,704	0	1,123,704	0
DREYFUS GOVT CASH MGMT FUND	02/01/27	02/06/25	02/06/25	SELL	3,451,271	3,451,271	0	3,451,271	0
DREYFUS GOVT CASH MGMT FUND	02/01/27	02/10/25	02/10/25	SELL	3,819,130	3,819,130	0	3,819,130	0
DREYFUS GOVT CASH MGMT FUND	02/01/27	02/12/25	02/12/25	SELL	3,859,824	3,859,824	0	3,859,824	0
DREYFUS GOVT CASH MGMT FUND	02/01/27	02/19/25	02/19/25	SELL	1,768,768	1,768,768	0	1,768,768	0
DREYFUS GOVT CASH MGMT FUND	02/01/27	02/20/25	02/20/25	SELL	2,320,220	2,320,220	0	2,320,220	0
DREYFUS GOVT CASH MGMT FUND	02/01/27	02/21/25	02/21/25	SELL	321,454	321,454	0	321,454	0
DREYFUS GOVT CASH MGMT FUND	02/01/27	02/25/25	02/25/25	SELL	1,723,681	1,723,681	0	1,723,681	0
DREYFUS GOVT CASH MGMT FUND	02/01/27	02/27/25	02/27/25	SELL	1,843,185	1,843,185	0	1,843,185	0
DREYFUS GOVT CASH MGMT FUND	02/01/27	02/28/25	02/28/25	SELL	436,478	436,478	0	436,478	0
					24,307,697	24,307,697	0	24,307,697	0



1801 Hermitage Boulevard, Suite 100
Tallahassee, Florida 32308
(850) 488-4406

<https://prime.sbafla.com>

Our Mission

Our mission is to provide superior investment management and trust services by proactively and comprehensively managing risk and adhering to the highest ethical, fiduciary, and professional standards.

**Federated
Hermes** 

The logo for Federated Hermes, consisting of the company name in a bold, dark blue serif font and a graphic icon to the right. The icon is a white square containing three horizontal blue bars of decreasing length from top to bottom, and a small dark blue dot at the bottom right corner.